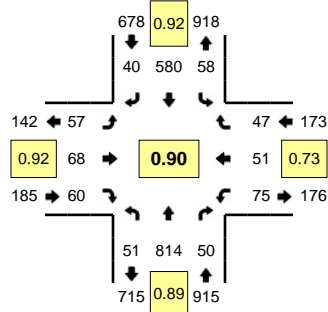
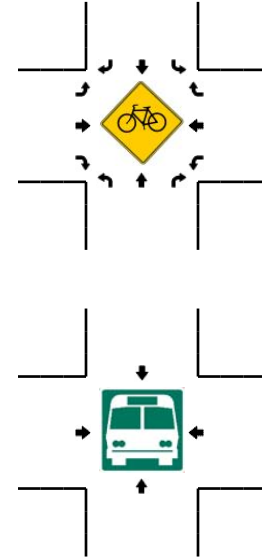
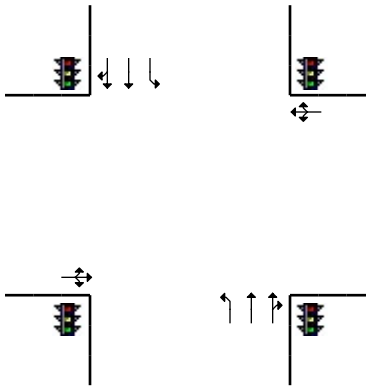
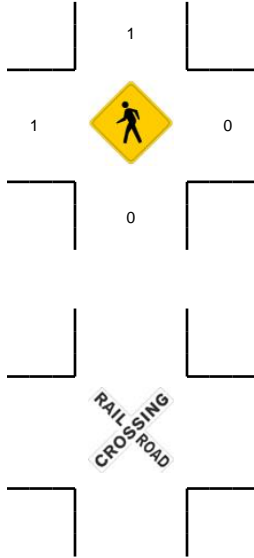
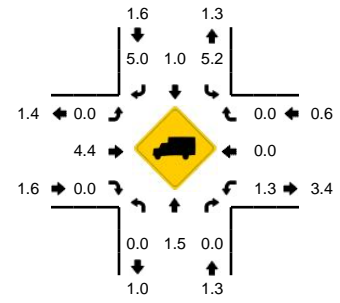


LOCATION: NE 112th Ave -- NE 9th St
CITY/STATE: Vancouver, WA

QC JOB #: 10396417
DATE: 12/4/2008



Peak-Hour: 4:35 PM -- 5:35 PM
Peak 15-Min: 5:00 PM -- 5:15 PM



5-Min Count Period Beginning At	NE 112th Ave (Northbound)				NE 112th Ave (Southbound)				NE 9th St (Eastbound)				NE 9th St (Westbound)				Total	Hourly Totals
	Left	Thru	Right	U	Left	Thru	Right	U	Left	Thru	Right	U	Left	Thru	Right	U		
4:00 PM	0	54	8	0	3	39	4	0	5	7	2	0	8	5	3	0	138	
4:05 PM	2	66	3	0	5	57	2	0	5	6	5	0	7	8	17	0	183	
4:10 PM	6	56	4	0	2	64	3	0	7	11	2	0	5	3	1	0	164	
4:15 PM	4	67	5	0	4	44	0	0	5	3	3	0	3	7	6	0	151	
4:20 PM	3	53	2	0	2	45	3	0	7	8	6	0	3	3	3	0	138	
4:25 PM	5	64	3	0	1	44	6	0	5	12	3	0	3	7	3	0	156	
4:30 PM	3	50	3	0	6	47	2	0	3	5	2	0	7	5	2	0	135	
4:35 PM	7	64	2	0	6	46	3	0	6	5	4	0	2	4	4	0	153	
4:40 PM	6	61	4	0	7	59	2	0	6	7	5	0	4	1	2	0	164	
4:45 PM	3	62	3	0	4	41	7	0	3	7	8	0	5	7	3	0	153	
4:50 PM	4	56	2	0	7	52	3	0	4	4	5	0	3	2	2	0	144	
4:55 PM	5	78	1	0	9	40	3	0	6	4	4	0	6	4	6	0	166	1845
5:00 PM	3	71	7	0	2	52	4	0	4	6	5	0	7	7	6	0	174	1881
5:05 PM	5	77	9	0	2	62	2	0	5	3	6	0	11	3	6	0	191	1889
5:10 PM	4	76	4	0	5	53	4	0	4	4	5	0	10	3	4	0	176	1901
5:15 PM	3	58	5	0	8	40	5	0	5	6	4	0	11	10	4	0	159	1909
5:20 PM	3	62	1	0	2	50	1	0	3	7	3	0	4	4	8	0	148	1919
5:25 PM	5	64	8	0	0	35	4	0	8	11	4	0	9	5	0	0	153	1916
5:30 PM	3	85	4	0	6	50	2	0	3	4	7	0	3	1	2	0	170	1951
5:35 PM	0	54	2	0	7	38	3	0	2	9	6	0	3	3	4	0	131	1929
5:40 PM	3	34	5	0	4	51	4	0	7	5	1	0	4	4	5	0	127	1892
5:45 PM	7	61	7	0	3	50	5	0	2	7	2	0	2	2	3	0	151	1890
5:50 PM	3	57	4	0	3	37	5	0	4	8	7	0	7	3	5	0	143	1889
5:55 PM	1	59	4	0	2	42	2	0	0	6	6	0	6	0	5	0	133	1856
Peak 15-Min Flowrates	Northbound				Southbound				Eastbound				Westbound				Total	
All Vehicles	48	896	80	0	36	668	40	0	52	52	64	0	112	52	64	0	2164	
Heavy Trucks	0	12	0	0	4	4	4	0	0	0	0	0	4	0	0	0	28	
Pedestrians		0				0				0				0			0	
Bicycles																		
Railroad																		
Stopped Buses																		

Comments: