

MC
T = 2.97

Diamond Traffic Counter

Interval 15 MIN 60 MIN
 Count(volume) Binned(CL/SP)
 Speed Lane No 1 2

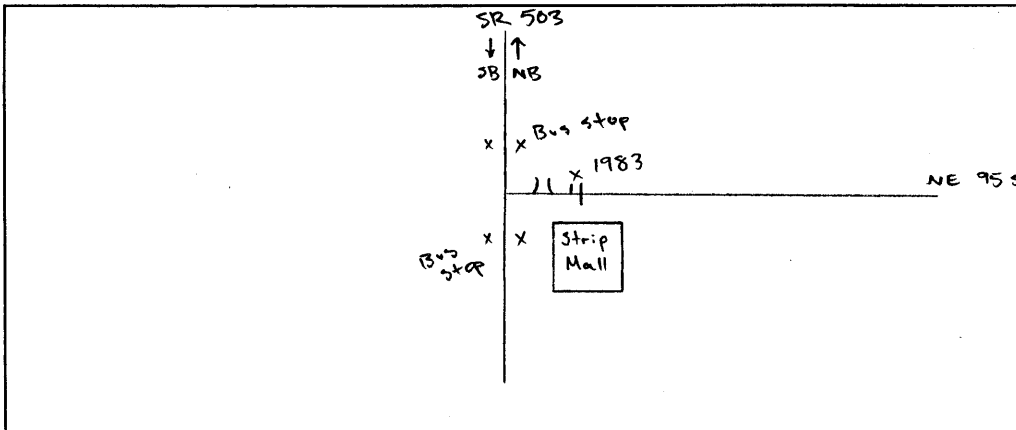
Direction CH #1 BW
 Direction CH #2 WB
 Data Hog # 172

Counter No. 12-1983 Count ID SP#06-004
 SR 503 RRT/RRQ _____ MP 1.60
 Leg R Direction SEE 1, 2 OSID _____

Station Description NE ON 95th ST E/O SR-503

Date	Day	Time	Comments
3/20/05	2	1151	Manual (1) <u>2</u> (2) <u>1</u> set cntr as 6.5 Counter (1) <u>2</u> (2) <u>1</u> cntr ok AH/JTM
3/21	3	747	Manual (1) <u>24</u> (2) <u>4</u> cntr ok AH/JTM 6.4 Counter (1) <u>24</u> (2) <u>4</u>
3/22	4	1009	Manual (1) <u>9</u> ^{1 dc} (2) <u>5</u> cntr ok AH/JTM 6.6 Counter (1) <u>8</u> (2) <u>5</u>
3/23	5	529	Manual (1) <u>5</u> (2) <u>4</u> cntr ok AH/JTM 6.4 Counter (1) <u>5</u> (2) <u>4</u> "A" tube disconnected
3/24	6	729	Manual (1) (2) cntr p/u AH/JTM 6.6 Counter (1) (2)

Sketch



S. Mercer / A. Hawkins
Field Person

SR 503 MP 001.60 OFF SYSTEM ID. LEG R DIRECTION OF TRAFFIC WESTBOUND LANE ALL OF

COUNT IDENTIFIER 06-004 COUNTER NUMBER 121983 DESCRIPTION: ON NE 95TH ST E/O SR 503

03/20/06	MONDAY												AM HOURS		PM HOURS												DAILY
HOUR	1	2	3	4	5	6	7	8	9	10	11	12	1	2	3	4	5	6	7	8	9	10	11	12	TOTAL		
00-15													51	42	21	36	51	79	23	8	8	3	2	2			
15-30													32	24	20	27	40	55	22	6	18	2	1	1			
30-45													42	25	25	40	81	35	13	5	18	5	4	4			
45-00													30	20	20	44	48	22	12	10	8	2		2			
TOT													155	111	86	147	220	191	70	29	52	7	7	4	1079		
	AM PEAK HOUR 0000 TO 0000 VOLUME												PM PEAK HOUR 0430 TO 0530 VOLUME												AM TOTAL		
	263												0												1079		

03/21/06	TUESDAY												AM HOURS		PM HOURS												DAILY
HOUR	1	2	3	4	5	6	7	8	9	10	11	12	1	2	3	4	5	6	7	8	9	10	11	12	TOTAL		
00-15													15	26	19	31	46	26	18	48	46	101	20	10			
15-30													16	17	23	22	36	25	31	20	40	41	15	9			
30-45													25	21	30	36	39	29	41	53	30	30	17	7			
45-00													15	14	30	33	29	24	35	50	33	33	14	6			
TOT													69	78	102	122	150	86	102	144	189	205	66	32	1506		
	AM PEAK HOUR 1100 TO 1200 VOLUME												PM PEAK HOUR 0430 TO 0530 VOLUME												AM TOTAL		
	122												245												477		

03/22/06	WEDNESDAY												AM HOURS		PM HOURS												DAILY
HOUR	1	2	3	4	5	6	7	8	9	10	11	12	1	2	3	4	5	6	7	8	9	10	11	12	TOTAL		
00-15													15	19	21	32	38	31	29	37	62	108	13	14			
15-30													13	12	19	30	31	30	26	34	35	41	9	5			
30-45													27	26	26	22	31	38	24	41	64	32	17	6			
45-00													22	16	13	36	25	22	20	27	38	24	7	6			
TOT													77	73	79	120	125	121	99	139	199	205	46	31	1495		
	AM PEAK HOUR 1100 TO 1200 VOLUME												PM PEAK HOUR 0430 TO 0530 VOLUME												AM TOTAL		
	120												251												476		

442

SR 503 MP 001.60 OFF SYSTEM ID. LEG R DIRECTION OF TRAFFIC WESTBOUND LANE ALL OF
 COUNT IDENTIFIER 06-004 COUNTER NUMBER 121983 DESCRIPTION: ON NE 95TH ST E/O SR 503

03/23/06	THURSDAY	AM HOURS												PM HOURS												DAILY TOTAL
		1	2	3	4	5	6	7	8	9	10	11	12	1	2	3	4	5	6	7	8	9	10	11	12	
12	1	2	3	4	5	6	7	8	9	10	11	12	1	2	3	4	5	6	7	8	9	10	11	12	1573	
00-15	4	1				8	6	5	18	14	17	28	32	31	35	61	93	23	11	7	5	2	1			
15-30	1	1				5	5	5	13	25	30	42	24	21	31	29	31	22	8	13	3	3	1			
30-45	1	1	1			6	6	6	13	27	22	33	32	36	46	64	34	10	12	15	2	1	1			
45-00	1	2				1	6	18	21	27	24	35	35	22	37	67	18	15	11	2	2					
TOT	6	4	1			28	23	55	70	93	85	121	152	110	149	221	176	70	42	37	10	6	2	487		
								241																1086		

03/24/06	FRIDAY	AM HOURS												PM HOURS												DAILY TOTAL
		1	2	3	4	5	6	7	8	9	10	11	12	1	2	3	4	5	6	7	8	9	10	11	12	
12	1	2	3	4	5	6	7	8	9	10	11	12	1	2	3	4	5	6	7	8	9	10	11	12	68	
00-15	2	1				3	1	1	16																	
15-30	2	2				3	3	9	5	5	5	3	3	5	5	3	3	5	3	3	0					
30-45	2	1				5	5	5	13	27	22	33	32	36	46	64	34	10	12	15	2					
45-00	1	1	1			2	5	5	21	27	24	35	35	22	37	67	18	15	11	2	2					
TOT	7	5	1			19	14	16	29	29	25	41	29	0	0	0	0	0	0	0	0	0	0	68		

03/20/06 THRU 03/24/06 TOTAL HOURS FOR COUNT 91
 3 DAYS AVG WEEKDAY VOL 1525 X SEASONAL ADJ. FACTOR 0.9400 = 1434 X AXLE CORR FACTOR 0.9513 = ESTIMATED AVG DAILY TRAFFIC 1364
 FACTOR GROUP GR-02
 FACTOR GROUP GR-A2

SR 503 MP 001.60 OFF SYSTEM ID. LEG R DIRECTION OF TRAFFIC EASTBOUND LANE ALL OF
 COUNT IDENTIFIER 06-004 COUNTER NUMBER 121983 DESCRIPTION: ON NE 95TH ST E/O SR 503

03/20/06 MONDAY	AM HOURS	PM HOURS	AM PEAK HOUR 0000 TO 0815 VOLUME	PM PEAK HOUR 1215 TO 0115 VOLUME	AM TOTAL	PM TOTAL	DAILY TOTAL
12	1	2	0	161	0	161	0
1	2	3	1	105	96	105	96
2	3	4	2	105	86	105	86
3	4	5	3	105	86	105	86
4	5	6	4	105	86	105	86
5	6	7	5	105	86	105	86
6	7	8	6	105	86	105	86
7	8	9	7	105	86	105	86
8	9	10	8	105	86	105	86
9	10	11	9	105	86	105	86
10	11	12	10	105	86	105	86
11	12	1	11	105	86	105	86
12	1	2	12	105	86	105	86
TOT	157	148	96	105	86	37	24
AM PEAK HOUR 0715 TO 0815 VOLUME			154	116	113	89	80
PM PEAK HOUR 1245 TO 0145 VOLUME			192	167	192	167	398
DAILY TOTAL			806	806	806	806	1514

03/21/06 TUESDAY	AM HOURS	PM HOURS	AM PEAK HOUR 0715 TO 0815 VOLUME	PM PEAK HOUR 1215 TO 0115 VOLUME	AM TOTAL	PM TOTAL	DAILY TOTAL
12	1	2	146	138	146	138	146
1	2	3	89	81	89	81	146
2	3	4	146	81	146	81	146
3	4	5	89	81	89	81	146
4	5	6	146	81	146	81	146
5	6	7	89	81	89	81	146
6	7	8	146	81	146	81	146
7	8	9	89	81	89	81	146
8	9	10	146	81	146	81	146
9	10	11	89	81	89	81	146
10	11	12	146	81	146	81	146
11	12	1	89	81	89	81	146
12	1	2	146	81	146	81	146
TOT	6	3	2	1	19	93	176
AM PEAK HOUR 0715 TO 0815 VOLUME			146	89	146	89	146
PM PEAK HOUR 1215 TO 0115 VOLUME			138	81	138	81	146
DAILY TOTAL			717	752	717	752	1469

03/22/06 WEDNESDAY	AM HOURS	PM HOURS	AM PEAK HOUR 0715 TO 0815 VOLUME	PM PEAK HOUR 1245 TO 0145 VOLUME	AM TOTAL	PM TOTAL	DAILY TOTAL
12	1	2	138	167	138	167	138
1	2	3	87	71	87	71	138
2	3	4	138	71	138	71	138
3	4	5	87	71	87	71	138
4	5	6	138	71	138	71	138
5	6	7	87	71	87	71	138
6	7	8	138	71	138	71	138
7	8	9	87	71	87	71	138
8	9	10	138	71	138	71	138
9	10	11	87	71	87	71	138
10	11	12	138	71	138	71	138
11	12	1	87	71	87	71	138
12	1	2	138	71	138	71	138
TOT	2	5	2	2	24	66	179
AM PEAK HOUR 0715 TO 0815 VOLUME			138	87	138	87	138
PM PEAK HOUR 1245 TO 0145 VOLUME			167	71	167	71	138
DAILY TOTAL			684	830	684	830	1514

DOT-RNB515A-B

STATE OF WASHINGTON - DEPARTMENT OF TRANSPORTATION
TRIP SYSTEM
15 MINUTE TRAFFIC COUNT SUMMARY

DATE 04/17/06
TIME 05:37:33
PAGE 66

SR 503 MP 001.60 OFF SYSTEM ID. LEG R DIRECTION OF TRAFFIC EASTBOUND LANE ALL OF
COUNT IDENTIFIER 06-004 COUNTER NUMBER 121983 DESCRIPTION: ON NE 95TH ST E/O SR 503

TIME	AM HOURS												PM HOURS												DAILY TOTAL
	1	2	3	4	5	6	7	8	9	10	11	12	1	2	3	4	5	6	7	8	9	10	11	12	
00-15	4	1	1	1	8	11	33	31	13	22	28	30	24	28	27	23	34	17	4	7	10	5	1		
15-30	1	1	1	1	5	10	32	34	23	23	21	46	39	21	26	18	16	3	5	10	2	2	2		
30-45	1	1	1	1	5	19	52	35	17	17	24	26	26	31	39	17	21	3	5	5	3	1	5		
45-00	1	2	1	1	5	29	69	39	30	26	34	27	27	22	28	30	15	18	5	3	3	1	5		
HOUR	6	4	1	1	23	69	186	139	84	88	107	129	116	102	120	92	88	54	20	25	14	8	8		
TOT	TUBE UP												478												1484
	AM PEAK HOUR 0700 TO 0800 VOLUME												PM PEAK HOUR 1200 TO 0100 VOLUME												AM TOTAL
	186												129												142
	PM PEAK HOUR 0615 TO 0715 VOLUME												PM PEAK HOUR 0000 TO 0000 VOLUME												PM TOTAL
	99												0												0

TIME	AM HOURS					PM HOURS					DAILY TOTAL
	1	2	3	4	5	1	2	3	4	5	
00-15	3	1	1	1	9	7	34	9	10	11	142
15-30	4	1	1	1	9	7	34	9	10	11	142
30-45	1	1	1	1	7	7	34	9	10	11	142
45-00	1	1	1	2	7	7	34	9	10	11	142
HOUR	7	3	2	4	18	72	34	99	100	110	142
TOT											142

03/20/06 THRU 03/24/06
 TOTAL HOURS FOR COUNT 91
 2 1/2 DAYS
 AVG WEEKDAY VOL 1489 X SEASONAL ADJ. FACTOR 0.9400 = 1400 X AXLE CORR FACTOR 0.9513 = ESTIMATED AVG DAILY TRAFFIC 1332

FACTOR GROUP GR-02
 FACTOR GROUP GR-A2
 1465
 1377
 1310

SR 503 MP 001.60 OFF SYSTEM ID. LEG R DIRECTION OF TRAFFIC BOTH WAYS LANE ALL OF
 COUNT IDENTIFIER 06-004 COUNTER NUMBER 121983 DESCRIPTION: ON NE 95TH ST E/O SR 503

03/20/06	MONDAY												DAILY TOTAL
	AM HOURS												
00-15	12	1	2	3	4	5	6	7	8	9	10	11	12
15-30	1	2	3	4	5	6	7	8	9	10	11	12	
30-45													
45-00													
HOUR													
TOT	312	259	182	252	316	277	108	66	76	20	10	7	1885
	AM PEAK HOUR 0000 TO 0000 VOLUME 0												
	PM PEAK HOUR 0430 TO 0530 VOLUME 369												

03/21/06	TUESDAY												DAILY TOTAL											
	AM HOURS																							
00-15	12	1	2	3	4	5	6	7	8	9	10	11	12											
15-30	1	2	3	4	5	6	7	8	9	10	11	12												
30-45																								
45-00																								
HOUR																								
TOT	111	5	3	3	38	115	231	215	167	183	220	278	204	210	269	269	287	101	58	55	21	20	9	1194
	AM PEAK HOUR 0745 TO 0845 VOLUME 252																							
	PM PEAK HOUR 0415 TO 0515 VOLUME 337																							

03/22/06	WEDNESDAY												DAILY TOTAL											
	AM HOURS																							
00-15	12	1	2	3	4	5	6	7	8	9	10	11	12											
15-30	1	2	3	4	5	6	7	8	9	10	11	12												
30-45																								
45-00																								
HOUR																								
TOT	9	11	2	4	43	93	242	215	160	150	226	272	275	215	252	288	285	92	62	62	22	12	12	3009
	AM PEAK HOUR 0715 TO 0815 VOLUME 258																							
	PM PEAK HOUR 0415 TO 0515 VOLUME 328																							

TUBE UP AM TOTAL 1160
 EB PM TOTAL 1849

DOT-RN8515A-B

STATE OF WASHINGTON - DEPARTMENT OF TRANSPORTATION
TRIP SYSTEM
15 MINUTE TRAFFIC COUNT SUMMARY

DATE 04/17/06
TIME 05:37:33
PAGE 68

SR 503 MP 001.60 OFF SYSTEM ID. LEG R DIRECTION OF TRAFFIC BOTH WAYS LANE ALL OF
COUNT IDENTIFIER 06-004 COUNTER NUMBER 121983 DESCRIPTION: ON NE 95TH ST E/O SR 503

03/23/06	THURSDAY	AM HOURS												PM HOURS												DAILY TOTAL
		12	1	2	3	4	5	6	7	8	9	10	11	12	1	2	3	4	5	6	7	8	9	10	11	
00-15	12	1	2	3	4	5	6	7	8	9	10	11	12	1	2	3	4	5	6	7	8	9	10	11	12	210
15-30	1	2	3	4	5	6	7	8	9	10	11	12	1	2	3	4	5	6	7	8	9	10	11	12	210	
30-45	8	2	2	2	2	2	2	2	2	2	2	2	2	2	2	2	2	2	2	2	2	2	2	2	2	2695
45-00	2	4	2	2	2	2	2	2	2	2	2	2	2	2	2	2	2	2	2	2	2	2	2	2	2	2695
HOUR	12	8	2	2	2	2	2	2	2	2	2	2	2	2	2	2	2	2	2	2	2	2	2	2	2	210
TOT	12	8	2	2	2	2	2	2	2	2	2	2	2	2	2	2	2	2	2	2	2	2	2	2	2	210

TUBE UP EB

03/24/06	FRIDAY	AM HOURS												PM HOURS												DAILY TOTAL
		12	1	2	3	4	5	6	7	8	9	10	11	12	1	2	3	4	5	6	7	8	9	10	11	
00-15	12	1	2	3	4	5	6	7	8	9	10	11	12	1	2	3	4	5	6	7	8	9	10	11	12	210
15-30	1	2	3	4	5	6	7	8	9	10	11	12	1	2	3	4	5	6	7	8	9	10	11	12	210	
30-45	5	2	2	2	2	2	2	2	2	2	2	2	2	2	2	2	2	2	2	2	2	2	2	2	2	2695
45-00	6	1	1	1	1	1	1	1	1	1	1	1	1	1	1	1	1	1	1	1	1	1	1	1	1	2695
HOUR	14	8	3	3	3	3	3	3	3	3	3	3	3	3	3	3	3	3	3	3	3	3	3	3	3	210
TOT	14	8	3	3	3	3	3	3	3	3	3	3	3	3	3	3	3	3	3	3	3	3	3	3	3	210

03/20/06 THRU 03/24/06 91
 TOTAL HOURS FOR COUNT
 2 1/2 DAYS 2999 FACTOR GROUP GR-02 2819 FACTOR GROUP GR-A2 2682
 AVG WEEKDAY VOL 3014 X SEASONAL ADJ. FACTOR 0.9400 = 2835 X AXLE CORR FACTOR 0.9513 = ESTIMATED AVG DAILY TRAFFIC 2695
 PEAK HOUR PERCENTAGES: K = 12.24 D = 71.27
 PEAK HOUR LOCATION : VOLUME = 369 DATE: 03/20/06 TIME: 04:30 PM

NOTE: MC DOES NOT REFLECT MECH



Interval 15 MIN 60 MIN
 Count(volume) Binned(CL/SP)
 Speed Lane No 1 2

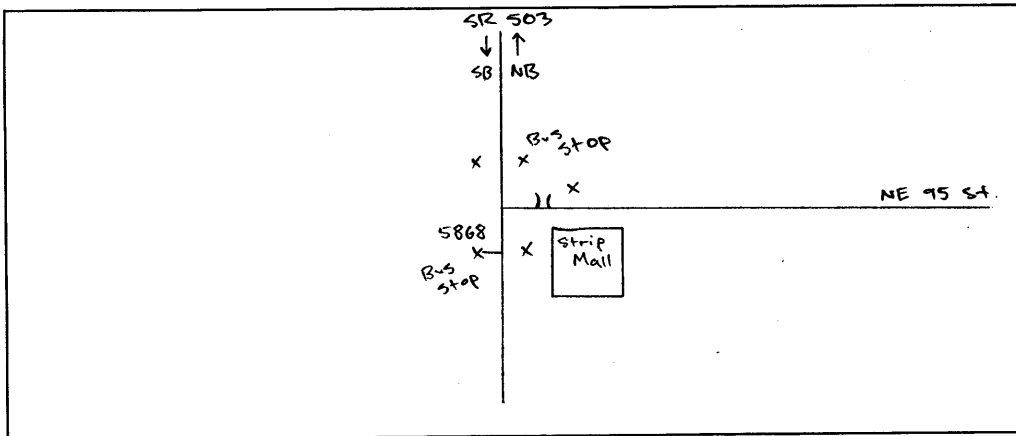
Direction CH #1 _____
 Direction CH #2 _____
 Data Hog # 172

Counter No. 12 - 5868 Count ID SP#06-004
 SR 503 RRT/RRQ _____ MP 1.60
 Leg 1 Direction SB OSID _____

Station Description NE ON SR-503 S/O 95th ST

Date	Day	Time	Comments
3/20/05	2	1215	Manual (1) <u>2</u> (2) _____ set cntr as Counter (1) <u>2</u> (2) _____ cntr ok AH/JTM 6.4
3/21	3	805	Manual (1) <u>50</u> (2) _____ <u>2 = SP</u> Counter (1) <u>52</u> (2) _____ cntr ok AH/JTM 6.4 <i>Nail up</i>
3/22	4	1032	Manual (1) <u>50</u> (2) _____ <u>1 = SP</u> Counter (1) <u>51</u> (2) _____ cntr ok AH/JTM 6.7
3/23	5	524	Manual (1) <u>21</u> (2) _____ Counter (1) <u>21</u> (2) _____ cntr ok AH/JTM 6.4
3/24	6	744	Manual (1) _____ (2) _____ Counter (1) _____ (2) _____ cntr p/u AH/JTM 6.5

Sketch



J. Mercer / A. Hawkins
 Field Person



Interval 15 MIN 60 MIN
 Count(volume) Binned(CL/SP)
 Speed Lane No 1 2

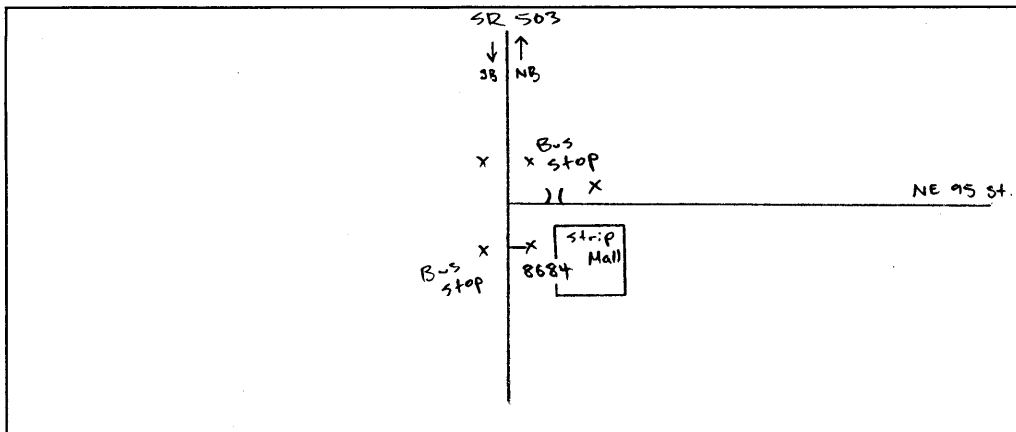
Direction CH #1 _____
 Direction CH #2 _____
 Data Hog # 172

Counter No. 12-8684 Count ID SP#06-004
 SR 503 RRT/RRQ _____ MP 1.60
 Leg 1 Direction NB OSID _____

Station Description NE ON SR-503 S/O 95th ST

Date	Day	Time	Comments
3/20/05	2	1221	Manual (1) <u>2</u> (2) set cntr as Counter (1) <u>2</u> (2) cntr ok AH/JTM 6.4
3/21	3	741	Manual (1) <u>50</u> (2) cntr ok AH/JTM 6.4 Counter (1) <u>50</u> (2)
3/22	4	1002	Manual (1) <u>27</u> (2) cntr ok AH/JTM 6.6 Counter (1) <u>27</u> (2)
3/23	5	514	Manual (1) <u>1</u> (2) cntr ok AH/JTM 6.3 Counter (1) <u>1</u> (2)
3/24	6	725	Manual (1) _____ (2) cntr p/u AH/JTM 6.4 Counter (1) _____ (2)

Sketch



J. Mercer / A. Hawkins
Field Person

SR 503 MP 001.60 OFF SYSTEM ID. LEG 1 DIRECTION OF TRAFFIC SOUTHBOUND LANE ALL OF

COUNT IDENTIFIER 06-004 COUNTER NUMBER 125868 DESCRIPTION: ON SR 503 S/O NE 95TH ST

03/20/06	MONDAY	AM HOURS												PM HOURS												DAILY TOTAL
		1	2	3	4	5	6	7	8	9	10	11	12	1	2	3	4	5	6	7	8	9	10	11	12	
00-15	12	1	2	3	4	5	6	7	8	9	10	11	12	1	2	3	4	5	6	7	8	9	10	11	12	10006
15-30	1	2	3	4	5	6	7	8	9	10	11	12	1	2	3	4	5	6	7	8	9	10	11	12		
30-45	1	2	3	4	5	6	7	8	9	10	11	12	1	2	3	4	5	6	7	8	9	10	11	12		
45-00	1	2	3	4	5	6	7	8	9	10	11	12	1	2	3	4	5	6	7	8	9	10	11	12		
HOUR	12	1	2	3	4	5	6	7	8	9	10	11	12	1	2	3	4	5	6	7	8	9	10	11	12	
TOT	611	1117	1273	1219	1322	1182	1020	786	630	425	280	141	10006													

AM PEAK HOUR 0000 TO 0000 VOLUME 0
PM PEAK HOUR 0415 TO 0515 VOLUME 1324

TUBE UP

03/21/06	TUESDAY	AM HOURS												PM HOURS												DAILY TOTAL
		1	2	3	4	5	6	7	8	9	10	11	12	1	2	3	4	5	6	7	8	9	10	11	12	
00-15	12	1	2	3	4	5	6	7	8	9	10	11	12	1	2	3	4	5	6	7	8	9	10	11	12	19943
15-30	1	2	3	4	5	6	7	8	9	10	11	12	1	2	3	4	5	6	7	8	9	10	11	12		
30-45	1	2	3	4	5	6	7	8	9	10	11	12	1	2	3	4	5	6	7	8	9	10	11	12		
45-00	1	2	3	4	5	6	7	8	9	10	11	12	1	2	3	4	5	6	7	8	9	10	11	12		
HOUR	12	1	2	3	4	5	6	7	8	9	10	11	12	1	2	3	4	5	6	7	8	9	10	11	12	
TOT	82	55	88	100	261	848	2049	2416	1292	1110	1091	1176	1102	1100	1178	1212	1173	1164	868	500	420	359	203	116	19943	

AM PEAK HOUR 0645 TO 0745 VOLUME 2424
PM PEAK HOUR 0430 TO 0530 VOLUME 1248

TUBE UP

03/22/06	WEDNESDAY	AM HOURS												PM HOURS												DAILY TOTAL
		1	2	3	4	5	6	7	8	9	10	11	12	1	2	3	4	5	6	7	8	9	10	11	12	
00-15	12	1	2	3	4	5	6	7	8	9	10	11	12	1	2	3	4	5	6	7	8	9	10	11	12	8623
15-30	1	2	3	4	5	6	7	8	9	10	11	12	1	2	3	4	5	6	7	8	9	10	11	12		
30-45	1	2	3	4	5	6	7	8	9	10	11	12	1	2	3	4	5	6	7	8	9	10	11	12		
45-00	1	2	3	4	5	6	7	8	9	10	11	12	1	2	3	4	5	6	7	8	9	10	11	12		
HOUR	12	1	2	3	4	5	6	7	8	9	10	11	12	1	2	3	4	5	6	7	8	9	10	11	12	
TOT	51	41	38	73	224	635	1377	1602	1282	1066	1066	1168	1135	1081	1253	1197	1280	1146	911	597	477	356	173	141	18370	

AM PEAK HOUR 0700 TO 0800 VOLUME 1602
PM PEAK HOUR 0415 TO 0515 VOLUME 1309

4876

SR 503 MP 001.60 OFF SYSTEM ID. LEG 1 DIRECTION OF TRAFFIC SOUTHBOUND LANE ALL OF
 COUNT IDENTIFIER 06-004 COUNTER NUMBER 125868 DESCRIPTION: ON SR 503 S/O NE 95TH ST

03/23/06 THURSDAY	AM HOURS												PM HOURS												DAILY TOTAL
	1	2	3	4	5	6	7	8	9	10	11	12	1	2	3	4	5	6	7	8	9	10	11	12	
12	1	2	3	4	5	6	7	8	9	10	11	12	1	2	3	4	5	6	7	8	9	10	11	12	18885
TOT	62	37	52	66	191	640	1323	1562	1404	1135	1051	1236	1207	1221	1228	1201	1288	1149	906	632	534	396	253	1111	
																								8759	
																								10126	

03/24/06 FRIDAY	AM HOURS												PM HOURS												DAILY TOTAL
	1	2	3	4	5	6	7	8	9	10	11	12	1	2	3	4	5	6	7	8	9	10	11	12	
12	1	2	3	4	5	6	7	8	9	10	11	12	1	2	3	4	5	6	7	8	9	10	11	12	3045
TOT	77	58	53	68	182	625	1248	734																3045	

03/20/06 THRU 03/24/06 TOTAL HOURS FOR COUNT 90
 2.8 DAYS 18630 FACTOR GROUP GR-02
 AVG WEEKDAY VOL 19066 X SEASONAL ADJ. FACTOR 0.9400 = 17922 X AXLE CORR FACTOR 0.9513 = ESTIMATED AVG DAILY TRAFFIC 17049
 17512
 16659

AM PEAK HOUR 0630 TO 0730 VOLUME 1390
 PM PEAK HOUR 0000 TO 0000 VOLUME 0

5424 AM PEAK HOUR 0645 TO 0745 VOLUME 1571
 PM PEAK HOUR 0430 TO 0530 VOLUME 1317

SR 503 MP 001.60 OFF SYSTEM ID. LEG 1 DIRECTION OF TRAFFIC NORTHBOUND LANE ALL OF

COUNT IDENTIFIER 06-004 COUNTER NUMBER 128684 DESCRIPTION: ON SR 503 S/O NE 95TH ST

03/20/06	MONDAY												DAILY TOTAL
	AM HOURS												
00-15	12	1	2	3	4	5	6	7	8	9	10	11	12
12	1	2	3	4	5	6	7	8	9	10	11	12	1
1	2	3	4	5	6	7	8	9	10	11	12	1	2
265	297	294	347	413	335	235	154	132	99	67	67	67	309
309	311	361	415	412	312	216	158	127	74	57	57	57	305
320	293	356	425	404	287	179	136	112	90	43	43	43	256
327	351	385	387	356	261	188	140	96	69	47	47	47	561
1221	1252	1394	1574	1585	1193	818	588	467	332	214	214	214	561
TOT													11199

AM PEAK HOUR 0000 TO 0000 VOLUME 0
 PM PEAK HOUR 0415 TO 0515 VOLUME 1640

03/21/06	TUESDAY												DAILY TOTAL
	AM HOURS												
00-15	12	1	2	3	4	5	6	7	8	9	10	11	12
12	1	2	3	4	5	6	7	8	9	10	11	12	1
1	2	3	4	5	6	7	8	9	10	11	12	1	2
197	201	198	180	224	269	253	293	329	373	359	345	213	165
218	173	202	210	257	285	301	372	397	424	324	197	179	138
159	159	183	158	213	238	260	264	305	396	416	294	208	169
190	271	188	192	243	289	310	335	392	402	337	279	204	154
790	721	811	915	1075	1112	1234	1489	1588	1519	1242	822	667	481
TOT													16939

AM PEAK HOUR 1100 TO 1200 VOLUME 915
 PM PEAK HOUR 0430 TO 0530 VOLUME 1601

03/22/06	WEDNESDAY												DAILY TOTAL
	AM HOURS												
00-15	12	1	2	3	4	5	6	7	8	9	10	11	12
12	1	2	3	4	5	6	7	8	9	10	11	12	1
1	2	3	4	5	6	7	8	9	10	11	12	1	2
186	229	183	168	210	256	277	290	305	395	403	403	286	305
230	198	167	233	264	282	306	338	399	407	410	410	286	305
216	200	219	222	253	290	332	407	407	410	410	410	286	305
184	274	193	174	223	250	273	385	356	374	374	374	286	305
868	802	728	888	1023	1122	1313	1406	1578	1578	1578	1578	1578	1406
TOT													12374

AM PEAK HOUR 0715 TO 0815 VOLUME 967
 PM PEAK HOUR 0415 TO 0515 VOLUME 1586

TUBE UP

SR 503 MP 001.60 OFF SYSTEM ID. LEG 1 DIRECTION OF TRAFFIC NORTHBOUND LANE ALL OF
 COUNT IDENTIFIER 06-004 COUNTER NUMBER 128684 DESCRIPTION: ON SR 503 S/O NE 95TH ST

03/23/06	THURSDAY	AM HOURS	PM HOURS	AM TOTAL	PM TOTAL	DAILY TOTAL
00-15	12	1	2	3	4	7
15-30	1	2	3	4	5	8
30-45	2	3	4	5	6	9
45-00	3	4	5	6	7	10
HOUR	4	5	6	7	8	11
TOT	130	493	890	808	712	1510
				AM PEAK HOUR 1100 TO 1200 VOLUME 978	PM PEAK HOUR 0415 TO 0515 VOLUME 1624	AM TOTAL 12301

03/24/06	FRIDAY	AM HOURS	PM HOURS	AM TOTAL	PM TOTAL	DAILY TOTAL
00-15	12	1	2	3	4	7
15-30	1	2	3	4	5	8
30-45	2	3	4	5	6	9
45-00	3	4	5	6	7	10
HOUR	4	5	6	7	8	11
TOT	154	92	60	53	63	118
				AM PEAK HOUR 0615 TO 0715 VOLUME 640	PM PEAK HOUR 0000 TO 0000 VOLUME 0	AM TOTAL 1259

03/20/06 THRU 03/24/06 TOTAL HOURS FOR COUNT 79
 2 1/2 DAYS 17242 FACTOR GROUP GR-02 16207 FACTOR GROUP GR-A2 15448
 AVG WEEKDAY VOL 16922 X SEASONAL ADJ. FACTOR 0.9400 = 15907 X AXLE CORR FACTOR 0.9513 = ESTIMATED AVG DAILY TRAFFIC 15132

TUBE UP

2903

AM TOTAL 12301

SR 503 MP 001.60 OFF SYSTEM ID. LEG 1 DIRECTION OF TRAFFIC BOTH WAYS LANE ALL OF

COUNT IDENTIFIER 06-004 COUNTER NUMBER 128684 DESCRIPTION: ON SR 503 S/O NE 95TH ST

03/20/06 MONDAY	AM HOURS												PM HOURS												DAILY TOTAL	
	1	2	3	4	5	6	7	8	9	10	11	12	1	2	3	4	5	6	7	8	9	10	11	12		
12	1	2	3	4	5	6	7	8	9	10	11	12	1	2	3	4	5	6	7	8	9	10	11	12	108	
00-15	53	41	20	21	46	116	388	566	562	448	426	492	527	549	600	598	709	744	571	468	291	263	181	108		
15-30	46	31	28	38	57	178	428	673	542	456	412	494	550	559	615	645	730	572	676	727	330	215	138	95		
30-45	33	32	18	41	88	231	556	619	554	478	504	546	531	546	656	724	759	271	592	678	701	307	206	172	80	
45-00	30	30	22	26	92	250	532	668	492	486	452	524	550	549	695	636	660	246	623	601	589	345	290	208	121	72
HOUR	162	134	88	126	283	775	1904	2526	2150	1868	1794	2056	2158	2203	2566	2603	2858	1835	2213	1604	1218	892	612	355	21205	
TOT	AM PEAK HOUR 0700 TO 0800 VOLUME 2526												PM PEAK HOUR 0415 TO 0515 VOLUME 2895												28089	

AM PEAK HOUR 0000 TO 0000 VOLUME 0
PM PEAK HOUR 0415 TO 0515 VOLUME 2964

TUBE UP SB AM TOTAL 21205
PM TOTAL 21205

03/21/06 TUESDAY	AM HOURS												PM HOURS												DAILY TOTAL
	1	2	3	4	5	6	7	8	9	10	11	12	1	2	3	4	5	6	7	8	9	10	11	12	
12	1	2	3	4	5	6	7	8	9	10	11	12	1	2	3	4	5	6	7	8	9	10	11	12	36882
00-15	61	30	34	25	59	160	444	726	587	489	436	513	538	548	572	625	657	718	589	364	285	245	143	110	
15-30	49	37	46	45	72	203	653	875	502	426	446	510	548	538	601	662	680	707	559	336	269	229	134	94	
30-45	36	32	24	43	92	306	742	904	510	447	498	546	517	579	605	696	729	660	629	321	283	200	127	84	
45-00	42	44	28	42	101	323	737	810	483	469	522	522	574	547	634	718	695	598	695	301	250	146	110	64	
HOUR	188	143	132	155	324	992	2576	3315	2082	1831	1902	2091	2177	2212	2412	2701	2761	2683	2110	1322	1087	820	514	352	36882
TOT	AM PEAK HOUR 0700 TO 0800 VOLUME 3315												PM PEAK HOUR 0430 TO 0530 VOLUME 2849												36882

AM PEAK HOUR 0700 TO 0800 VOLUME 3315
PM PEAK HOUR 0430 TO 0530 VOLUME 2849

TUBE UP SB AM TOTAL 21151
PM TOTAL 21151

03/22/06 WEDNESDAY	AM HOURS												PM HOURS												DAILY TOTAL	
	1	2	3	4	5	6	7	8	9	10	11	12	1	2	3	4	5	6	7	8	9	10	11	12		
12	1	2	3	4	5	6	7	8	9	10	11	12	1	2	3	4	5	6	7	8	9	10	11	12	28089	
00-15	53	41	20	21	46	116	388	566	562	448	426	492	527	549	600	598	709	746	571	468	291	263	181	108		
15-30	46	31	28	38	57	178	428	673	542	456	412	494	550	559	615	645	730	572	676	727	330	215	138	95		
30-45	33	32	18	41	88	231	556	619	554	478	504	546	531	546	656	724	759	271	592	678	701	307	206	172	80	
45-00	30	30	22	26	92	250	532	668	492	486	452	524	550	549	695	636	660	246	623	601	589	345	290	208	121	72
HOUR	162	134	88	126	283	775	1904	2526	2150	1868	1794	2056	2158	2203	2566	2603	2858	1835	2213	1604	1218	892	612	355	21205	
TOT	AM PEAK HOUR 0700 TO 0800 VOLUME 2526												PM PEAK HOUR 0415 TO 0515 VOLUME 2895												28089	

AM PEAK HOUR 0700 TO 0800 VOLUME 2526
PM PEAK HOUR 0415 TO 0515 VOLUME 2895

TUBE UP NB AM TOTAL 13866
PM TOTAL 14223

DOT-RNB515A-B

STATE OF WASHINGTON - DEPARTMENT OF TRANSPORTATION
TRIP SYSTEM
15 MINUTE TRAFFIC COUNT SUMMARY

DATE 04/17/06
TIME 05:37:33
PAGE 74

SR 503 MP 001.60 OFF SYSTEM ID. LEG 1 DIRECTION OF TRAFFIC BOTH WAYS LANE ALL OF

COUNT IDENTIFIER 06-004 COUNTER NUMBER 128684 DESCRIPTION: ON SR 503 S/O NE 95TH ST

03/23/06	THURSDAY												AM HOURS	PM HOURS	DAILY TOTAL																	
	1	2	3	4	5	6	7	8	9	10	11	12																				
00-15	12	1	2	3	4	5	6	7	8	9	10	11	12	99	339	562	556	464	444	509	589	593	559	613	687	714	604	456	341	283	160	100
15-30	1	2	3	4	5	6	7	8	9	10	11	12	198	420	619	558	471	453	574	578	597	597	655	719	723	601	404	312	238	153	101	
30-45													230	508	675	544	457	491	568	584	608	640	718	750	504	358	281	227	155	85		
45-00													243	549	596	554	455	527	563	644	646	685	752	614	534	350	289	206	134	61		
TOT													770	1816	2452	2212	1847	1915	2214	2339	2442	2442	2671	2908	2688	2243	1568	1223	954	602	347	35653

AM PEAK HOUR 0700 TO 0800 VOLUME 2452
PM PEAK HOUR 0430 TO 0530 VOLUME 2939

33067

03/24/06	FRIDAY												AM HOURS	PM HOURS	DAILY TOTAL																					
	1	2	3	4	5	6	7	8	9	10	11	12																								
00-15	12	1	2	3	4	5	6	7	8	9	10	11	12	121	316	519	316	519	316	519	316	519	316	519	316	519	316	519	316	519	316	519				
15-30	1	2	3	4	5	6	7	8	9	10	11	12	61	39	28	27	43	43	180	452	61	39	28	27	43	43	180	452	61	39	28	27	43	43	180	452
30-45													49	27	26	40	75	204	479	49	27	26	40	75	204	479	49	27	26	40	75	204	479			
45-00													49	37	33	23	84	259	511	49	37	33	23	84	259	511	49	37	33	23	84	259	511			
TOT	231	150	113	121	245	764	1758	519					3382	1758	519	3382	1758	519	3382	1758	519	3382	1758	519	3382	1758	519	3382	1758	519	3382	1758	519			

AM PEAK HOUR 0615 TO 0715 VOLUME 1961
PM PEAK HOUR 0000 TO 0000 VOLUME 0

03/20/06 THRU 03/24/06 TOTAL HOURS FOR COUNT 79

2 DAYS 35793 FACTOR GROUP GR-02 33589 FACTOR GROUP GR-A2 31574
 AVG WEEKDAY VOL 36470 X SEASONAL ADJ. FACTOR 0.9400 = 34282 X AXLE CORR FACTOR 0.9513 = ESTIMATED AVG DAILY TRAFFIC 32612

PEAK HOUR PERCENTAGES: K = 8.29 D = 55.33
 PEAK HOUR LOCATION : VOLUME = 3315 DATE: 03/21/06 TIME: 07:00 AM

2964 03/20/06 04:15 pm



Interval 15 MIN 60 MIN
 Count(volume) Binned(CL/SP)
 Speed Lane No 1 2

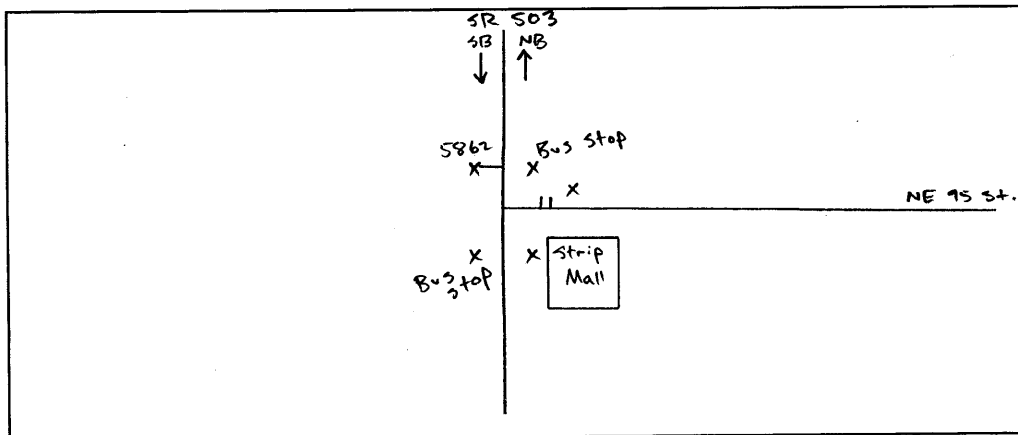
Direction CH #1 _____
 Direction CH #2 _____
 Data Hog # 172

Counter No. 12-5862 Count ID SP#06-004
 SR 503 RRT/RRQ MP 1.60
 Leg 2 Direction SB OSID _____

Station Description ON SR-503 N/O 95th ST ^{NE}

Date	Day	Time	Comments
3/20/05	2	1207	Manual (1) <u>2</u> (2) set cntr as Counter (1) <u>2</u> (2) cntr ok AH/JTM 6.4
3/21	3	801	Manual (1) <u>48</u> (2) ^{2 = SP} Counter (1) <u>50</u> (2) cntr ok AH/JTM 6.4
3/22	4	1029	Manual (1) <u>67</u> (2) Counter (1) <u>67</u> (2) cntr ok AH/JTM 6.7
3/23	5	521	Manual (1) <u>8</u> (2) Counter (1) <u>8</u> (2) cntr ok AH/JTM 6.4
3/24	6	740	Manual (1) (2) Counter (1) (2) cntr p/u AH/JTM 6.5

Sketch



J. Mercer / A. Hawkins
Field Person



Interval 15 MIN 60 MIN
 Count(volume) Binned(CL/SP)
 Speed Lane No 1 2

Direction CH #1 _____
 Direction CH #2 _____
 Data Hog # 172

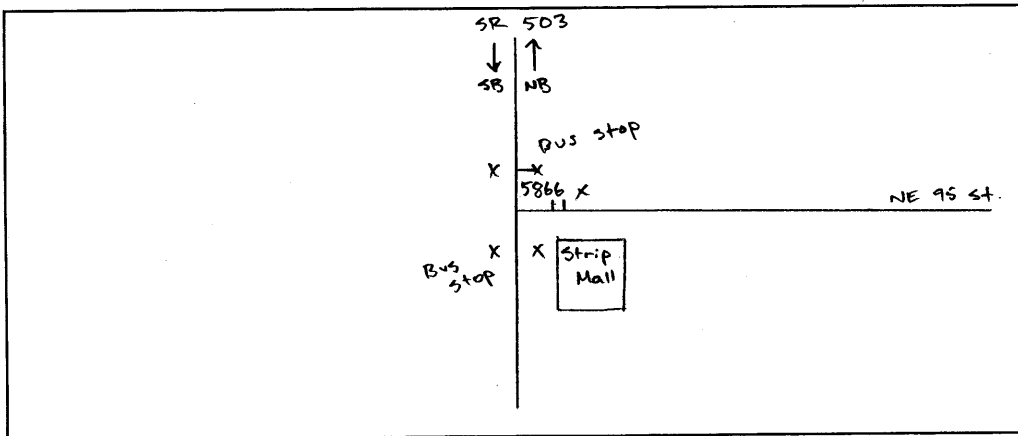
Counter No. 12 - 5866 Count ID SP#06-004
 SR 503 RRT/RRQ _____ MP 1.60
 Leg 2 Direction NB OSID _____

NE

Station Description _ ON SR-503 N/O 95th ST

Date	Day	Time	Comments
3/20/05	2	1201	Manual (1) <u>2</u> (2) _____ set cntr as 6.4 Counter (1) <u>2</u> (2) _____ cntr ok AH/JTM
3/21	3	755	Manual (1) <u>58</u> (2) _____ 3 = DC 6.4 Counter (1) <u>55</u> (2) _____ cntr ok AH/JTM
3/22	4	1014	Manual (1) <u>60</u> (2) _____ 5 = DC 6.6 Counter (1) <u>55</u> (2) _____ cntr ok AH/JTM Fixed Tube
3/23	5	517	Manual (1) <u>6</u> (2) _____ 6.4 Counter (1) <u>6</u> (2) _____ cntr ok AH/JTM
3/24	6	734	Manual (1) _____ (2) _____ 6.6 Counter (1) _____ (2) _____ cntr p/u AH/JTM

Sketch



S. Mercer / A. Hawkins
Field Person

SR 503 MP 001.60 OFF SYSTEM ID. LEG 2 DIRECTION OF TRAFFIC SOUTHBOUND LANE ALL OF

COUNT IDENTIFIER 06-004 COUNTER NUMBER 125862 DESCRIPTION: ON SR 503 N/O NE 95TH ST

COUNT IDENTIFIER	COUNTER NUMBER	AM HOURS												PM HOURS	AM TOTAL	PM TOTAL	DAILY TOTAL												
		1	2	3	4	5	6	7	8	9	10	11	12																
03/20/06 MONDAY		12	1	2	3	4	5	6	7	8	9	10	11	12	1	2	3	4	5	6	7	8	9	10	11	12	8739	0	8739
00-15															255	289	270	280	275	221	160	89	88	56	28				
15-30															289	267	349	273	300	266	192	144	110	61	47	28			
30-45															296	261	278	320	286	241	116	99	63	49	28				
45-00															283	256	309	269	289	254	185	96	75	32	12				
TOT															868	1039	1225	1132	1155	1034	810	516	393	287	184	96	0	0	8739

COUNT IDENTIFIER	COUNTER NUMBER	AM HOURS												PM HOURS	AM TOTAL	PM TOTAL	DAILY TOTAL																	
		1	2	3	4	5	6	7	8	9	10	11	12																					
03/21/06 TUESDAY		12	1	2	3	4	5	6	7	8	9	10	11	12	1	2	3	4	5	6	7	8	9	10	11	12	8576	1143	17273					
00-15															337	276	251	272	232	276	271	272	255	289	226	144	117	112	43	27				
15-30															290	247	234	289	273	246	274	284	239	256	228	201	112	104	82	49	33			
30-45															271	272	291	232	303	279	281	283	228	228	201	112	104	75	58	32				
45-00															266	290	255	263	228	282	306	260	243	170	91	89	55	48	22					
TOT															1060	1047	1107	1000	1053	1106	1143	1037	1016	825	481	392	332	198	114	1143	1143	17273		

COUNT IDENTIFIER	COUNTER NUMBER	AM HOURS												PM HOURS	AM TOTAL	PM TOTAL	DAILY TOTAL																
		1	2	3	4	5	6	7	8	9	10	11	12																				
03/22/06 WEDNESDAY		12	1	2	3	4	5	6	7	8	9	10	11	12	1	2	3	4	5	6	7	8	9	10	11	12	8431	1199	9068				
00-15															329	246	251	253	243	250	296	268	285	259	265	185	114	114	48	36			
15-30															310	236	233	248	271	262	294	296	297	255	226	166	107	102	57	46			
30-45															271	257	315	259	231	306	291	308	244	198	121	80	89	43	26				
45-00															285	256	275	285	279	265	303	265	260	225	192	102	140	44	25				
TOT															1254	1029	1016	1101	1052	1008	1199	1120	1150	983	881	574	441	349	173	138	1199	1199	17499

SR 503 MP 001.60 OFF SYSTEM ID. LEG 2 DIRECTION OF TRAFFIC SOUTHBOUND LANE ALL OF

COUNT IDENTIFIER 06-004 COUNTER NUMBER 125862 DESCRIPTION: ON SR 503 N/O NE 95TH ST

03/23/06	THURSDAY	AM HOURS												PM HOURS												DAILY TOTAL
		1	2	3	4	5	6	7	8	9	10	11	12	1	2	3	4	5	6	7	8	9	10	11	12	
00-15	12	1	2	3	4	5	6	7	8	9	10	11	12	1	2	3	4	5	6	7	8	9	10	11	12	
15-30	1	2	3	4	5	6	7	8	9	10	11	12	1	2	3	4	5	6	7	8	9	10	11	12		
30-45	11	9	16	15	51	164	328	415	355	284	262	318	270	283	296	271	272	285	236	172	125	85	65	34		
45-00	14	8	16	21	55	189	371	462	343	267	263	284	279	303	292	314	241	194	125	107	80	69	28			
HOUR	14	6	11	13	66	182	351	336	334	250	263	272	281	298	295	298	282	230	189	116	127	96	49	17		
TOT	58	34	51	67	190	631	1326	1574	1383	1084	1024	1155	1116	1153	1175	1122	1145	1031	864	606	492	389	248	111	18029	

AM PEAK HOUR 0645 TO 0745 VOLUME 1589 AM TOTAL 8577
 PM PEAK HOUR 0145 TO 0245 VOLUME 1178 PM TOTAL 9452

03/24/06	FRIDAY	AM HOURS												PM HOURS												DAILY TOTAL
		1	2	3	4	5	6	7	8	9	10	11	12	1	2	3	4	5	6	7	8	9	10	11	12	
00-15	12	1	2	3	4	5	6	7	8	9	10	11	12	1	2	3	4	5	6	7	8	9	10	11	12	
15-30	1	2	3	4	5	6	7	8	9	10	11	12	1	2	3	4	5	6	7	8	9	10	11	12		
30-45	19	12	9	16	21	95	265	333	351	283	237	302	281	293	281	261	277	275	245	193	133	128	65	32		
45-00	21	15	13	15	27	150	336	404	355	284	262	263	284	279	303	292	314	241	194	125	107	80	69	28		
HOUR	17	6	17	20	65	170	330	404	343	267	263	284	279	303	292	314	241	194	125	107	80	69	28			
TOT	73	53	53	66	182	622	1254	737	1390	1084	1024	1155	1116	1153	1175	1122	1145	1031	864	606	492	389	248	111	3040	

03/20/06 THRU 03/24/06
 TOTAL HOURS FOR COUNT 90

3 DAYS AVG WEEKDAY VOL 17600 X SEASONAL ADJ. FACTOR 0.9400 = 16544
 FACTOR GROUP GR-02
 FACTOR GROUP GR-A2
 ESTIMATED AVG DAILY TRAFFIC 15738

SR 503 MP 001.60 OFF SYSTEM ID. LEG 2 DIRECTION OF TRAFFIC NORTHBOUND LANE ALL OF

COUNT IDENTIFIER 06-004 COUNTER NUMBER 125866 DESCRIPTION: ON SR 503 N/O NE 95TH ST

COUNT IDENTIFIER	COUNTER NUMBER	AM HOURS												PM HOURS	AM TOTAL	PM TOTAL	DAILY TOTAL													
		1	2	3	4	5	6	7	8	9	10	11	12																	
03/20/06 MONDAY		12	1	2	3	4	5	6	7	8	9	10	11	12	1	2	3	4	5	6	7	8	9	10	11	12	0	12565	0	
00-15															275	328	328	377	461	387	263	171	153	105	71					
15-30															253	329	390	452	485	334	222	157	147	85	62					
30-45															337	343	396	490	436	326	190	145	117	92	42					
45-00															273	350	378	437	445	400	299	214	147	103	73	48				
HOUR																														
TOT															863	1297	1355	1551	1764	1782	1346	889	620	520	355	223			12565	

AM PEAK HOUR 0000 TO 0000 VOLUME 0
 PM PEAK HOUR 0430 TO 0530 VOLUME 1881

COUNT IDENTIFIER	COUNTER NUMBER	AM HOURS												PM HOURS	AM TOTAL	PM TOTAL	DAILY TOTAL																		
		1	2	3	4	5	6	7	8	9	10	11	12																						
03/21/06 TUESDAY		12	1	2	3	4	5	6	7	8	9	10	11	12	1	2	3	4	5	6	7	8	9	10	11	12	0	5302	13110						
00-15															212	200	177	170	206	182	158	218	253	283	301	349	454	461	513	365	233	198	149	90	63
15-30															212	200	177	170	206	182	158	218	253	283	301	349	454	461	513	365	233	198	149	90	63
30-45															212	200	177	170	206	182	158	218	253	283	301	349	454	461	513	365	233	198	149	90	63
45-00															212	200	177	170	206	182	158	218	253	283	301	349	454	461	513	365	233	198	149	90	63
HOUR																																			
TOT															789	749	846	985	1122	1214	1348	1639	1813	1754	1419	965	748	520	324	244			18412		

AM PEAK HOUR 1100 TO 1200 VOLUME 985
 PM PEAK HOUR 0445 TO 0545 VOLUME 1843

COUNT IDENTIFIER	COUNTER NUMBER	AM HOURS												PM HOURS	AM TOTAL	PM TOTAL	DAILY TOTAL																	
		1	2	3	4	5	6	7	8	9	10	11	12																					
03/22/06 WEDNESDAY		12	1	2	3	4	5	6	7	8	9	10	11	12	1	2	3	4	5	6	7	8	9	10	11	12	0	5365	12221					
00-15															182	182	182	182	182	182	182	182	182	182	182	182	182	182	182	182	182	182	182	182
15-30															202	202	202	202	202	202	202	202	202	202	202	202	202	202	202	202	202	202	202	202
30-45															224	224	224	224	224	224	224	224	224	224	224	224	224	224	224	224	224	224	224	224
45-00															172	172	172	172	172	172	172	172	172	172	172	172	172	172	172	172	172	172	172	172
HOUR																																		
TOT															873	864	737	879	990	1084	1296	1461	1669	1738	1259	886	689	569	354	226			17586	

AM PEAK HOUR 0745 TO 0845 VOLUME 952
 PM PEAK HOUR 0500 TO 0600 VOLUME 1738

SR 503 MP 001.60 OFF SYSTEM ID. LEG 2 DIRECTION OF TRAFFIC NORTHBOUND LANE ALL OF

COUNT IDENTIFIER 06-004 COUNTER NUMBER 125866 DESCRIPTION: ON SR 503 N/O NE 95TH ST

03/23/06 THURSDAY	AM HOURS												PM HOURS												DAILY TOTAL	
	1	2	3	4	5	6	7	8	9	10	11	12	1	2	3	4	5	6	7	8	9	10	11	12		
12	1	2	3	4	5	6	7	8	9	10	11	12	1	2	3	4	5	6	7	8	9	10	11	12	1429	
44	20	16	17	18	19	62	179	192	178	187	194	283	297	243	338	392	400	364	263	198	162	94	67	5040		
27	21	17	16	14	30	86	196	179	169	203	235	266	297	301	394	453	437	377	241	182	155	88	70	12671		
28	27	13	25	11	37	123	194	195	168	207	271	286	319	318	414	408	384	303	232	165	150	87	58			
40	15	18	14	13	53	190	203	188	165	264	259	280	333	358	384	447	392	351	224	165	113	89	49			
TOT	139	83	64	72	56	139	461	772	754	680	861	959	1115	1246	1220	1530	1700	1613	1395	960	710	580	358	244	17711	
									AM PEAK HOUR 1045 TO 1145 VOLUME																964	
									PM PEAK HOUR 0415 TO 0515 VOLUME																	1708
																										AM TOTAL 5040
																										PM TOTAL 12671

03/24/06 FRIDAY	AM HOURS												PM HOURS												DAILY TOTAL	
	1	2	3	4	5	6	7	8	9	10	11	12	1	2	3	4	5	6	7	8	9	10	11	12		
12	1	2	3	4	5	6	7	8	9	10	11	12	1	2	3	4	5	6	7	8	9	10	11	12	1429	
54	37	18	15	15	27	16	57	161																	1429	
40	26	15	11	11	24	110	204																			
30-45	32	18	8	21	15	44	157																			
45-00	37	18	20	8	14	48	163																			
TOT	163	99	61	55	67	132	487	365																	1429	
									AM PEAK HOUR 0630 TO 0730 VOLUME																	685
									PM PEAK HOUR 0000 TO 0000 VOLUME																	0
																										AM TOTAL 1429
																										PM TOTAL 0

03/20/06 THRU 03/24/06 TOTAL HOURS FOR COUNT 90
 3 DAYS AVG WEEKDAY VOL 17903 X SEASONAL ADJ. FACTOR 0.9400 = 16829 X AXLE CORR FACTOR 0.9513 = ESTIMATED AVG DAILY TRAFFIC 16009
 FACTOR GROUP GR-02
 FACTOR GROUP GR-A2

DOT-RNB515A-B

STATE OF WASHINGTON - DEPARTMENT OF TRANSPORTATION
TRIP SYSTEM
15 MINUTE TRAFFIC COUNT SUMMARY

DATE 04/17/06
TIME 05:37:33
PAGE 80

SR 503 MP 001.60 OFF SYSTEM ID. LEG 2 DIRECTION OF TRAFFIC BOTH WAYS LANE ALL OF

COUNT IDENTIFIER 06-004 COUNTER NUMBER 125866 DESCRIPTION: ON SR 503 N/O NE 95TH ST

03/23/06	THURSDAY												DAILY TOTAL												
	AM HOURS						PM HOURS																		
	1	2	3	4	5	6	7	8	9	10	11	12	1	2	3	4	5	6	7	8	9	10	11	12	
00-15	12	1	2	3	4	5	6	7	8	9	10	11	12	1	2	3	4	5	6	7	8	9	10	11	12
15-30	66	31	24	35	36	115	338	540	543	461	424	496	564	590	524	599	669	675	609	456	331	290	159	99	
30-45	38	30	33	31	65	194	414	611	534	453	465	553	536	580	597	665	725	722	613	413	307	240	153	104	
45-00	39	35	29	46	66	226	494	656	538	435	469	534	570	598	621	706	722	625	497	357	272	230	156	86	
TOT	197	117	115	139	246	770	1787	2346	2137	1764	1885	2114	2231	2399	2395	2652	2845	2644	2259	1566	1202	969	606	355	35740

AM PEAK HOUR 0715 TO 0815 VOLUME 2349
PM PEAK HOUR 0415 TO 0515 VOLUME 2851

AM TOTAL 13617
PM TOTAL 22123

03/24/06	FRIDAY												DAILY TOTAL												
	AM HOURS						PM HOURS																		
	1	2	3	4	5	6	7	8	9	10	11	12	1	2	3	4	5	6	7	8	9	10	11	12	
00-15	12	1	2	3	4	5	6	7	8	9	10	11	12	1	2	3	4	5	6	7	8	9	10	11	12
15-30	73	49	27	31	48	111	322	494	543	461	424	496	564	590	524	599	669	675	609	456	331	290	159	99	
30-45	61	41	28	26	38	174	446	608	534	453	465	553	536	580	597	665	725	722	613	413	307	240	153	104	
45-00	49	24	25	41	80	214	487	656	538	435	469	534	570	598	621	706	722	625	497	357	272	230	156	86	
TOT	236	152	114	121	249	754	1741	1102	2137	1764	1885	2114	2231	2399	2395	2652	2845	2644	2259	1566	1202	969	606	355	35740

AM PEAK HOUR 0630 TO 0730 VOLUME 2075
PM PEAK HOUR 0000 TO 0000 VOLUME 0

AM TOTAL 4469
PM TOTAL 0

03/20/06 THRU 03/24/06
TOTAL HOURS FOR COUNT 90

3 DAYS
AVG WEEKDAY VOL 35503 X SEASONAL ADJ. FACTOR 0.9400 = 33373 X AXLE CORR FACTOR 0.9513 = ESTIMATED AVG DAILY TRAFFIC 31748
PEAK HOUR PERCENTAGES: K = 8.44 D = 61.68
PEAK HOUR LOCATION : VOLUME = 2996 DATE: 03/20/06 TIME: 04:15 PM