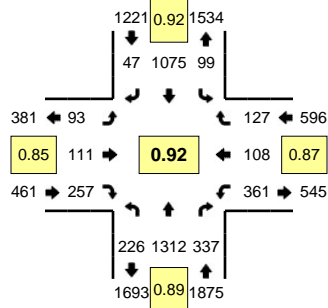
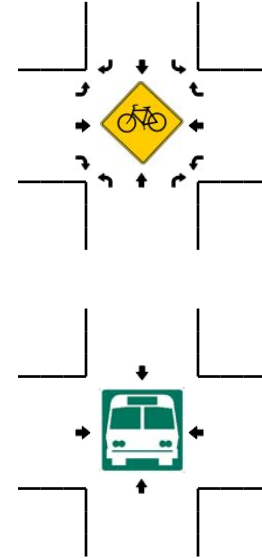
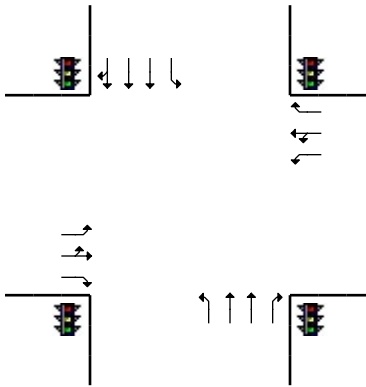
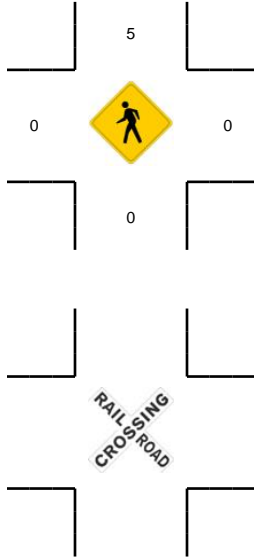
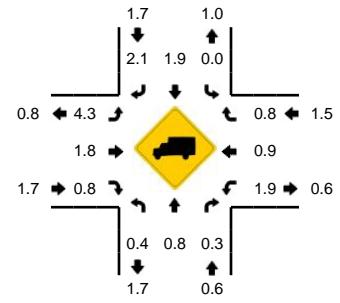


**LOCATION:** SE 164th Ave -- SE 34th Ave  
**CITY/STATE:** Vancouver, WA

**QC JOB #:** 10396912  
**DATE:** 12/2/2008



**Peak-Hour: 4:40 PM -- 5:40 PM**  
**Peak 15-Min: 5:05 PM -- 5:20 PM**



5-Min Count Period Beginning At	SE 164th Ave (Northbound)				SE 164th Ave (Southbound)				SE 34th Ave (Eastbound)				SE 34th Ave (Westbound)				Total	Hourly Totals
	Left	Thru	Right	U	Left	Thru	Right	U	Left	Thru	Right	U	Left	Thru	Right	U		
4:00 PM	11	123	17	0	5	79	0	0	1	5	14	0	23	8	9	0	295	
4:05 PM	19	89	22	0	4	75	1	0	6	15	16	0	34	14	12	0	307	
4:10 PM	14	113	18	0	6	100	2	1	8	10	18	0	13	3	4	0	310	
4:15 PM	28	123	25	0	7	75	0	0	12	6	20	0	13	11	14	0	334	
4:20 PM	15	93	26	0	4	110	2	1	8	10	19	0	24	11	16	0	339	
4:25 PM	14	109	32	0	6	59	4	0	8	6	15	0	29	9	11	0	302	
4:30 PM	14	108	22	0	11	83	5	0	15	8	20	0	21	8	14	0	329	
4:35 PM	13	108	26	0	6	87	5	0	8	7	23	0	36	4	7	0	330	
4:40 PM	18	111	18	0	6	95	4	0	5	5	17	0	19	10	7	0	315	
4:45 PM	25	105	24	0	5	66	1	0	6	13	21	0	23	9	7	0	305	
4:50 PM	12	107	28	0	7	84	6	0	11	7	19	0	25	8	12	0	326	
4:55 PM	22	109	27	0	8	79	5	1	12	13	22	0	23	14	9	0	344	3836
5:00 PM	11	117	27	0	14	87	6	0	6	5	13	0	28	7	13	0	334	3875
5:05 PM	19	107	26	0	6	85	3	0	15	19	32	0	33	4	10	0	359	3927
5:10 PM	17	93	27	0	13	106	3	0	7	11	20	0	45	13	15	0	370	3987
5:15 PM	24	138	36	0	2	110	1	0	10	6	28	0	30	9	11	0	405	4058
5:20 PM	15	117	33	0	13	67	4	1	0	8	20	0	35	7	8	0	328	4047
5:25 PM	18	117	30	0	10	98	9	0	2	5	22	0	40	8	12	0	371	4116
5:30 PM	22	85	39	0	9	94	3	0	9	9	23	0	36	14	15	0	358	4145
5:35 PM	23	106	22	0	4	104	2	0	10	10	20	0	24	5	8	0	338	4153
5:40 PM	11	74	34	0	8	84	1	0	1	7	25	0	22	9	3	0	279	4117
5:45 PM	14	105	23	0	6	72	2	0	19	19	26	0	20	4	12	0	322	4134
5:50 PM	12	107	25	0	6	88	4	0	13	14	20	0	21	13	10	0	333	4141
5:55 PM	10	108	23	0	7	78	7	0	12	15	17	0	19	7	13	0	316	4113
Peak 15-Min Flowrates	Northbound				Southbound				Eastbound				Westbound				Total	
All Vehicles	240	1352	356	0	84	1204	28	0	128	144	320	0	432	104	144	0	4536	
Heavy Trucks	0	8	0		0	20	0		8	4	0		8	0	4		52	
Pedestrians		0				8				0				0			8	
Bicycles																		
Railroad																		
Stopped Buses																		

Comments: