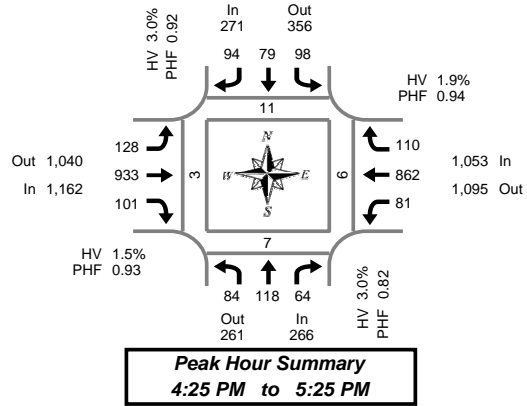


# Total Vehicle Summary



Clay Carney  
(503) 833-2740



## NE 97th Ave & Mill Plain Blvd

Thursday, May 04, 2006

4:00 PM to 6:00 PM

### 5-Minute Interval Summary

4:00 PM to 6:00 PM

Interval Start Time	Northbound NE 97th Ave				Southbound NE 97th Ave				Eastbound Mill Plain Blvd				Westbound Mill Plain Blvd				Interval Total	Pedestrians Crosswalk			
	L	T	R	Bikes	L	T	R	Bikes	L	T	R	Bikes	L	T	R	Bikes		North	South	East	West
4:00 PM	2	5	6	0	8	8	6	0	6	56	8	0	6	69	14	0	197	0	0	0	0
4:05 PM	8	15	4	0	10	4	7	0	15	80	9	0	6	52	6	0	216	0	0	0	2
4:10 PM	6	11	5	0	6	8	3	1	11	71	2	0	6	80	7	0	216	2	0	0	1
4:15 PM	5	11	7	0	9	5	6	0	9	75	8	0	5	67	10	0	217	0	0	0	2
4:20 PM	3	6	3	0	7	4	9	0	11	74	8	0	7	63	5	0	200	2	0	0	4
4:25 PM	7	11	10	0	8	9	8	0	3	70	4	0	6	79	10	0	225	0	0	0	0
4:30 PM	3	5	4	0	14	3	7	0	14	85	10	0	9	66	8	0	228	4	0	1	2
4:35 PM	8	14	5	0	6	5	6	0	8	59	10	0	7	65	2	2	195	0	0	1	0
4:40 PM	5	12	5	0	5	6	12	0	10	73	12	0	8	60	8	0	216	0	0	0	0
4:45 PM	11	11	5	0	8	4	6	0	10	85	9	0	8	81	9	0	247	2	3	3	0
4:50 PM	5	5	8	0	8	11	12	0	8	76	6	0	7	79	12	0	237	1	0	0	0
4:55 PM	7	7	3	0	5	6	13	0	9	82	7	0	5	68	10	0	222	1	0	0	0
5:00 PM	8	16	6	0	8	5	6	0	11	82	8	0	3	76	6	0	235	1	2	1	0
5:05 PM	12	10	5	0	6	8	6	0	14	71	12	1	7	71	9	0	231	1	0	0	1
5:10 PM	6	9	9	0	10	7	3	0	12	88	7	0	2	75	13	0	241	1	1	0	0
5:15 PM	7	9	1	0	9	10	7	0	11	81	6	0	8	65	9	0	223	0	1	0	0
5:20 PM	5	9	3	0	11	5	8	0	18	81	10	1	11	77	14	0	252	0	0	0	0
5:25 PM	10	10	5	0	6	7	5	0	13	72	9	0	5	47	3	0	192	1	0	0	0
5:30 PM	3	9	5	0	2	4	4	0	12	89	8	0	1	68	8	0	213	1	0	0	0
5:35 PM	2	8	4	0	10	2	9	0	10	63	11	0	4	55	9	0	187	0	0	0	2
5:40 PM	6	2	4	1	9	6	6	0	15	81	6	0	6	67	11	0	219	0	0	0	2
5:45 PM	2	14	4	0	6	6	7	0	13	47	3	0	8	52	10	0	172	0	0	0	2
5:50 PM	6	6	4	1	10	6	9	0	3	47	6	0	5	62	12	0	176	0	0	0	1
5:55 PM	10	5	5	0	6	4	2	0	13	64	5	0	8	53	17	0	192	1	0	0	1
Total Survey	147	220	120	2	187	143	167	1	259	1,752	184	2	151	1,597	222	2	5,149	18	7	6	20

### 15-Minute Interval Summary

4:00 PM to 6:00 PM

Interval Start Time	Northbound NE 97th Ave				Southbound NE 97th Ave				Eastbound Mill Plain Blvd				Westbound Mill Plain Blvd				Interval Total	Pedestrians Crosswalk			
	L	T	R	Bikes	L	T	R	Bikes	L	T	R	Bikes	L	T	R	Bikes		North	South	East	West
4:00 PM	16	31	15	0	24	20	16	1	32	207	19	0	21	201	27	0	629	2	0	0	3
4:15 PM	15	28	20	0	24	18	23	0	23	219	20	0	18	209	25	0	642	2	0	0	6
4:30 PM	16	31	14	0	25	14	25	0	32	217	32	0	24	191	18	2	639	4	0	2	2
4:45 PM	23	23	16	0	21	21	31	0	27	243	22	0	20	228	31	0	706	4	3	3	0
5:00 PM	26	35	20	0	24	20	15	0	37	241	27	1	12	222	28	0	707	3	3	1	1
5:15 PM	22	28	9	0	26	22	20	0	42	234	25	1	24	189	26	0	667	1	1	0	0
5:30 PM	11	19	13	1	21	12	19	0	37	233	25	0	11	190	28	0	619	1	0	0	4
5:45 PM	18	25	13	1	22	16	18	0	29	158	14	0	21	167	39	0	540	1	0	0	4
Total Survey	147	220	120	2	187	143	167	1	259	1,752	184	2	151	1,597	222	2	5,149	18	7	6	20

### Peak Hour Summary

4:25 PM to 5:25 PM

By Approach	Northbound NE 97th Ave				Southbound NE 97th Ave				Eastbound Mill Plain Blvd				Westbound Mill Plain Blvd				Total	Pedestrians Crosswalk			
	In	Out	Total	Bikes	In	Out	Total	Bikes	In	Out	Total	Bikes	In	Out	Total	Bikes		North	South	East	West
Volume	266	261	527	0	271	356	627	0	1,162	1,040	2,202	2	1,053	1,095	2,148	2	2,752	11	7	6	3
%HV	3.0%				3.0%				1.5%				1.9%				2.0%				
PHF	0.82				0.92				0.93				0.94				0.96				

By Movement	Northbound NE 97th Ave				Southbound NE 97th Ave				Eastbound Mill Plain Blvd				Westbound Mill Plain Blvd				Total
	L	T	R	Total	L	T	R	Total	L	T	R	Total	L	T	R	Total	
Volume	84	118	64	266	98	79	94	271	128	933	101	1,162	81	862	110	1,053	2,752
%HV	1.2%	3.4%	4.7%	3.0%	3.1%	5.1%	1.1%	3.0%	3.1%	1.5%	0.0%	1.5%	1.2%	2.1%	0.9%	1.9%	2.0%
PHF	0.78	0.80	0.80	0.82	0.82	0.79	0.76	0.92	0.78	0.93	0.79	0.93	0.84	0.95	0.76	0.94	0.96

### Rolling Hour Summary

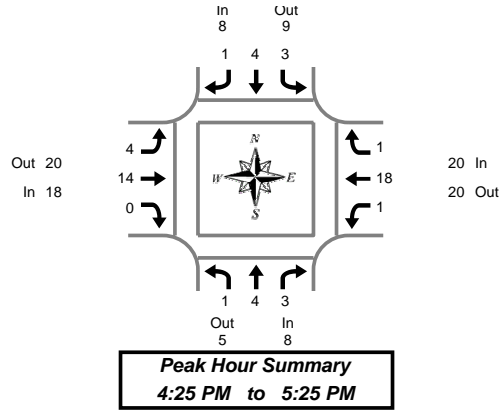
4:00 PM to 6:00 PM

Interval Start Time	Northbound NE 97th Ave				Southbound NE 97th Ave				Eastbound Mill Plain Blvd				Westbound Mill Plain Blvd				Interval Total	Pedestrians Crosswalk			
	L	T	R	Bikes	L	T	R	Bikes	L	T	R	Bikes	L	T	R	Bikes		North	South	East	West
4:00 PM	70	113	65	0	94	73	95	1	114	886	93	0	83	829	101	2	2,616	12	3	5	11
4:15 PM	80	117	70	0	94	73	94	0	119	920	101	1	74	850	102	2	2,694	13	6	6	9
4:30 PM	87	117	59	0	96	77	91	0	138	935	106	2	80	830	103	2	2,719	12	7	6	3
4:45 PM	82	105	58	1	92	75	85	0	143	951	99	2	67	829	113	0	2,699	9	7	4	5
5:00 PM	77	107	55	2	93	70	72	0	145	866	91	2	68	768	121	0	2,533	6	4	1	9

# Heavy Vehicle Summary



Clay Carney  
(503) 833-2740



## NE 97th Ave & Mill Plain Blvd

Thursday, May 04, 2006

4:00 PM to 6:00 PM

### Heavy Vehicle 5-Minute Interval Summary

4:00 PM to 6:00 PM

Interval Start Time	Northbound NE 97th Ave				Southbound NE 97th Ave				Eastbound Mill Plain Blvd				Westbound Mill Plain Blvd				Interval Total
	L	T	R	Total	L	T	R	Total	L	T	R	Total	L	T	R	Total	
4:00 PM	1	0	0	1	1	0	0	1	0	0	0	0	0	2	1	3	5
4:05 PM	1	3	0	4	0	0	0	0	0	1	0	1	0	4	0	4	9
4:10 PM	0	0	0	0	0	0	0	0	0	3	0	3	0	3	0	3	6
4:15 PM	0	0	0	0	1	1	0	2	0	4	0	4	0	1	2	3	9
4:20 PM	0	0	0	0	1	0	1	2	0	4	1	5	0	2	0	2	9
4:25 PM	0	0	1	1	0	0	0	0	0	1	0	1	1	2	0	3	5
4:30 PM	1	0	0	1	0	0	0	0	2	2	0	4	0	2	0	2	7
4:35 PM	0	1	0	1	0	0	0	0	0	2	0	2	0	1	0	1	4
4:40 PM	0	2	0	2	0	0	0	0	0	1	0	1	0	2	0	2	5
4:45 PM	0	0	0	0	0	0	0	0	1	1	0	2	0	2	1	3	5
4:50 PM	0	0	0	0	0	0	0	0	0	0	0	0	0	0	0	0	0
4:55 PM	0	1	0	1	0	0	0	0	0	1	0	1	0	0	0	0	2
5:00 PM	0	0	0	0	0	2	0	2	0	2	0	2	0	2	0	2	6
5:05 PM	0	0	0	0	1	1	0	2	0	0	0	0	0	2	0	2	4
5:10 PM	0	0	1	1	2	1	0	3	0	3	0	3	0	1	0	1	8
5:15 PM	0	0	0	0	0	0	0	0	0	1	0	1	0	1	0	1	2
5:20 PM	0	0	1	1	0	0	1	1	1	0	0	1	0	3	0	3	6
5:25 PM	0	0	0	0	0	0	0	0	0	1	1	2	0	1	0	1	3
5:30 PM	0	2	0	2	0	0	0	0	0	3	1	4	0	3	0	3	9
5:35 PM	0	0	0	0	0	0	0	0	0	3	0	3	0	1	0	1	4
5:40 PM	0	0	0	0	0	0	0	0	1	1	0	2	0	1	0	1	3
5:45 PM	0	0	0	0	0	0	0	0	0	0	1	1	1	1	0	2	3
5:50 PM	0	0	0	0	0	1	0	1	0	1	0	1	0	1	0	1	3
5:55 PM	0	0	2	2	0	0	0	0	0	2	1	3	0	1	0	1	6
Total Survey	3	9	5	17	6	6	2	14	5	37	5	47	2	39	4	45	123

### Heavy Vehicle 15-Minute Interval Summary

4:00 PM to 6:00 PM

Interval Start Time	Northbound NE 97th Ave				Southbound NE 97th Ave				Eastbound Mill Plain Blvd				Westbound Mill Plain Blvd				Interval Total
	L	T	R	Total	L	T	R	Total	L	T	R	Total	L	T	R	Total	
4:00 PM	2	3	0	5	1	0	0	1	0	4	0	4	0	9	1	10	20
4:15 PM	0	0	1	1	2	1	1	4	0	9	1	10	1	5	2	8	23
4:30 PM	1	3	0	4	0	0	0	0	2	5	0	7	0	5	0	5	16
4:45 PM	0	1	0	1	0	0	0	0	1	2	0	3	0	2	1	3	7
5:00 PM	0	0	1	1	3	4	0	7	0	5	0	5	0	5	0	5	18
5:15 PM	0	0	1	1	0	0	1	1	1	2	1	4	0	5	0	5	11
5:30 PM	0	2	0	2	0	0	0	0	1	7	1	9	0	5	0	5	16
5:45 PM	0	0	2	2	0	1	0	1	0	3	2	5	1	3	0	4	12
Total Survey	3	9	5	17	6	6	2	14	5	37	5	47	2	39	4	45	123

### Heavy Vehicle Peak Hour Summary

4:25 PM to 5:25 PM

By Approach	Northbound NE 97th Ave			Southbound NE 97th Ave			Eastbound Mill Plain Blvd			Westbound Mill Plain Blvd			Total
	In	Out	Total	In	Out	Total	In	Out	Total	In	Out	Total	
Volume	8	5	13	8	9	17	18	20	38	20	20	40	54
PHF	0.50			0.29			0.64			0.83			0.75

By Movement	Northbound NE 97th Ave				Southbound NE 97th Ave				Eastbound Mill Plain Blvd				Westbound Mill Plain Blvd				Total
	L	T	R	Total	L	T	R	Total	L	T	R	Total	L	T	R	Total	
Volume	1	4	3	8	3	4	1	8	4	14	0	18	1	18	1	20	54
PHF	0.25	0.33	0.38	0.50	0.25	0.25	0.25	0.29	0.50	0.70	0.00	0.64	0.25	0.90	0.25	0.83	0.75

### Heavy Vehicle Rolling Hour Summary

4:00 PM to 6:00 PM

Interval Start Time	Northbound NE 97th Ave				Southbound NE 97th Ave				Eastbound Mill Plain Blvd				Westbound Mill Plain Blvd				Interval Total
	L	T	R	Total	L	T	R	Total	L	T	R	Total	L	T	R	Total	
4:00 PM	3	7	1	11	3	1	1	5	3	20	1	24	1	21	4	26	66
4:15 PM	1	4	2	7	5	5	1	11	3	21	1	25	1	17	3	21	64
4:30 PM	1	4	2	7	3	4	1	8	4	14	1	19	0	17	1	18	52
4:45 PM	0	3	2	5	3	4	1	8	3	16	2	21	0	17	1	18	52
5:00 PM	0	2	4	6	3	5	1	9	2	17	4	23	1	18	0	19	57

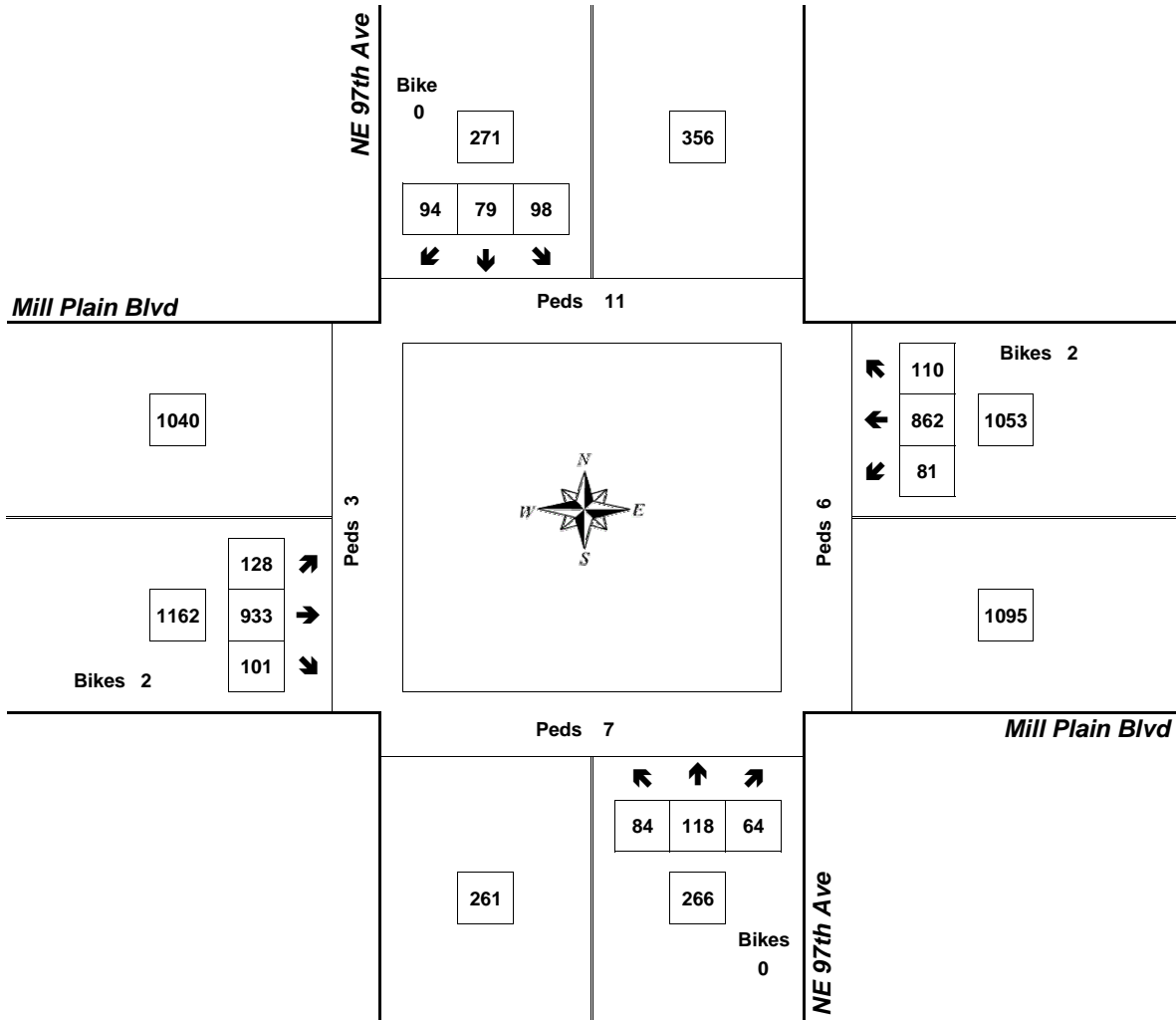
# Peak Hour Summary



Clay Carney  
(503) 833-2740

## NE 97th Ave & Mill Plain Blvd

4:25 PM to 5:25 PM  
Thursday, May 04, 2006



Approach	PHF	HV%	Volume
EB	0.93	1.5%	1,162
WB	0.94	1.9%	1,053
NB	0.82	3.0%	266
SB	0.92	3.0%	271
<b>Intersection</b>	<b>0.96</b>	<b>2.0%</b>	<b>2,752</b>

Count Period: 4:00 PM to 6:00 PM