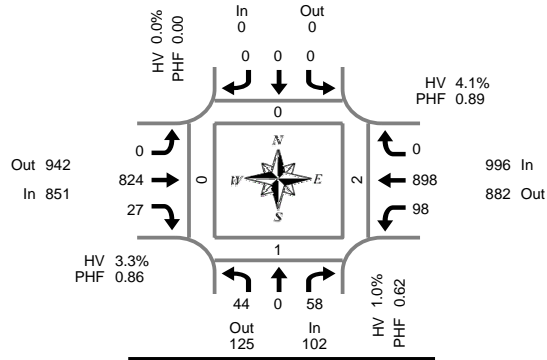


Total Vehicle Summary



Clay Carney
(503) 833-2740



SE 105th Ave & SE Mill Plain Blvd

11/8/2005

7:00 AM to 9:00 AM

Peak Hour Summary
7:35 AM to 8:35 AM

5-Minute Interval Summary

7:00 AM to 9:00 AM

Interval Start Time	Northbound SE 105th Ave				Southbound SE 105th Ave				Eastbound SE Mill Plain Blvd				Westbound SE Mill Plain Blvd				Interval Total	Pedestrians Crosswalk			
	L	T	R	Bikes	L	T	R	Bikes	L	T	R	Bikes	L	T	R	Bikes		North	South	East	West
07:00	1	0	5	0	0	0	0	0	0	77	1	0	2	35	0	0	121	0	0	0	0
07:05	2	0	7	0	0	0	0	0	0	89	1	0	5	38	0	0	142	0	0	0	0
07:10	1	0	2	0	0	0	0	0	0	85	0	0	3	45	0	0	136	0	0	1	2
07:15	1	0	1	0	0	0	0	0	0	83	1	0	4	49	0	0	139	0	0	1	0
07:20	4	0	8	0	0	0	0	0	0	68	2	1	5	60	0	1	147	0	0	1	0
07:25	3	0	2	1	0	0	0	0	0	68	2	0	4	60	0	0	139	0	0	1	0
07:30	3	0	3	0	0	0	0	0	0	76	4	0	10	53	0	0	149	0	0	0	0
07:35	4	0	8	0	0	0	0	0	0	75	2	0	10	67	0	1	166	0	0	1	0
07:40	1	0	9	0	0	0	0	0	0	67	2	0	13	80	0	0	172	0	0	0	0
07:45	6	0	13	0	0	0	0	0	0	56	2	0	17	73	0	0	167	0	0	1	0
07:50	6	0	3	0	0	0	0	0	0	69	2	0	14	84	0	0	178	0	0	0	0
07:55	4	0	3	0	0	0	0	0	0	71	5	0	8	73	0	0	164	0	0	0	0
08:00	4	0	2	0	0	0	0	0	0	59	2	0	3	65	0	0	135	0	0	0	0
08:05	2	0	1	0	0	0	0	0	0	61	3	0	4	77	0	0	148	0	0	0	0
08:10	2	0	2	0	0	0	0	0	0	48	2	1	2	71	0	1	127	0	0	0	0
08:15	3	0	5	0	0	0	0	0	0	78	1	0	11	71	0	1	169	0	0	0	0
08:20	5	0	5	0	0	0	0	0	0	75	1	2	3	61	0	0	150	0	0	0	0
08:25	5	0	3	0	0	0	0	0	0	77	1	0	12	102	0	0	200	0	0	0	0
08:30	2	0	4	0	0	0	0	0	0	88	4	0	1	74	0	0	173	0	1	0	0
08:35	7	0	1	0	0	0	0	0	0	74	1	1	7	74	0	0	164	0	0	0	0
08:40	5	0	3	0	0	0	0	0	0	70	5	0	7	67	0	0	157	0	1	0	0
08:45	2	0	2	0	0	0	0	0	0	78	5	0	8	77	0	0	172	0	1	1	0
08:50	4	0	3	0	0	0	0	0	0	61	2	0	12	73	0	0	155	0	0	2	0
08:55	6	0	2	0	0	0	0	0	0	82	2	0	9	59	0	0	160	0	0	0	0
Total Survey	83	0	97	1	0	0	0	0	0	1,735	53	5	174	1,588	0	4	3,730	0	3	9	2

15-Minute Interval Summary

7:00 AM to 9:00 AM

Interval Start Time	Northbound SE 105th Ave				Southbound SE 105th Ave				Eastbound SE Mill Plain Blvd				Westbound SE Mill Plain Blvd				Interval Total	Pedestrians Crosswalk			
	L	T	R	Bikes	L	T	R	Bikes	L	T	R	Bikes	L	T	R	Bikes		North	South	East	West
07:00	4	0	14	0	0	0	0	0	0	251	2	0	10	118	0	0	399	0	0	1	2
07:15	8	0	11	1	0	0	0	0	0	219	5	1	13	169	0	1	425	0	0	3	0
07:30	8	0	20	0	0	0	0	0	0	218	8	0	33	200	0	1	487	0	0	1	0
07:45	16	0	19	0	0	0	0	0	0	196	9	0	39	230	0	0	509	0	0	1	0
08:00	8	0	5	0	0	0	0	0	0	168	7	1	9	213	0	1	410	0	0	0	0
08:15	13	0	13	0	0	0	0	0	0	230	3	2	26	234	0	1	519	0	0	0	0
08:30	14	0	8	0	0	0	0	0	0	232	10	1	15	215	0	0	494	0	2	0	0
08:45	12	0	7	0	0	0	0	0	0	221	9	0	29	209	0	0	487	0	1	3	0
Total Survey	83	0	97	1	0	0	0	0	0	1,735	53	5	174	1,588	0	4	3,730	0	3	9	2

Peak Hour Summary

7:35 AM to 8:35 AM

By Approach	Northbound SE 105th Ave				Southbound SE 105th Ave				Eastbound SE Mill Plain Blvd				Westbound SE Mill Plain Blvd				Total	Pedestrians Crosswalk			
	In	Out	Total	Bikes	In	Out	Total	Bikes	In	Out	Total	Bikes	In	Out	Total	Bikes		North	South	East	West
Volume	102	125	227	0	0	0	0	0	851	942	1,793	3	996	882	1,878	3	1,949	0	1	2	0
%HV	1.0%				0.0%				3.3%				4.1%				3.6%				
PHF	0.62				0.00				0.86				0.89				0.93				

By Movement	Northbound SE 105th Ave				Southbound SE 105th Ave				Eastbound SE Mill Plain Blvd				Westbound SE Mill Plain Blvd				Total
	L	T	R	Total	L	T	R	Total	L	T	R	Total	L	T	R	Total	
Volume	44	0	58	102	0	0	0	0	0	824	27	851	98	898	0	996	1,949
%HV	2.3%	0.0%	0.0%	1.0%	0.0%	0.0%	0.0%	0.0%	0.0%	3.2%	7.4%	3.3%	2.0%	4.3%	0.0%	4.1%	3.6%
PHF	0.69	0.00	0.48	0.62	0.00	0.00	0.00	0.00	0.00	0.86	0.68	0.86	0.56	0.95	0.00	0.89	0.93

Rolling Hour Summary

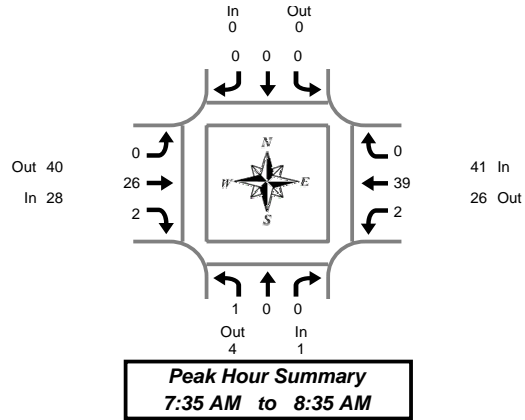
7:00 AM to 9:00 AM

Interval Start Time	Northbound SE 105th Ave				Southbound SE 105th Ave				Eastbound SE Mill Plain Blvd				Westbound SE Mill Plain Blvd				Interval Total	Pedestrians Crosswalk			
	L	T	R	Bikes	L	T	R	Bikes	L	T	R	Bikes	L	T	R	Bikes		North	South	East	West
07:00	36	0	64	1	0	0	0	0	0	884	24	1	95	717	0	2	1,820	0	0	6	2
07:15	40	0	55	1	0	0	0	0	0	801	29	2	94	812	0	3	1,831	0	0	5	0
07:30	45	0	57	0	0	0	0	0	0	812	27	3	107	877	0	3	1,925	0	0	2	0
07:45	51	0	45	0	0	0	0	0	0	826	29	4	89	892	0	2	1,932	0	2	1	0

Heavy Vehicle Summary



Clay Carney
(503) 833-2740



SE 105th Ave & SE Mill Plain Blvd

11/8/2005

7:00 AM to 9:00 AM

Heavy Vehicle 5-Minute Interval Summary

7:00 AM to 9:00 AM

Interval Start Time	Northbound SE 105th Ave				Southbound SE 105th Ave				Eastbound SE Mill Plain Blvd				Westbound SE Mill Plain Blvd				Interval Total
	L	T	R	Total	L	T	R	Total	L	T	R	Total	L	T	R	Total	
07:00	0	0	1	1	0	0	0	0	0	2	0	2	0	2	0	2	5
07:05	0	0	1	1	0	0	0	0	0	1	0	1	0	1	0	1	3
07:10	0	0	0	0	0	0	0	0	0	2	0	2	1	1	0	2	4
07:15	0	0	0	0	0	0	0	0	0	5	0	5	0	3	0	3	8
07:20	0	0	0	0	0	0	0	0	0	0	0	0	0	1	0	1	1
07:25	0	0	1	1	0	0	0	0	0	6	0	6	0	2	0	2	9
07:30	0	0	0	0	0	0	0	0	0	4	0	4	0	1	0	1	5
07:35	0	0	0	0	0	0	0	0	0	1	1	2	0	3	0	3	5
07:40	0	0	0	0	0	0	0	0	0	5	0	5	0	5	0	5	10
07:45	1	0	0	1	0	0	0	0	0	2	0	2	0	2	0	2	5
07:50	0	0	0	0	0	0	0	0	0	1	0	1	0	6	0	6	7
07:55	0	0	0	0	0	0	0	0	0	2	0	2	1	2	0	3	5
08:00	0	0	0	0	0	0	0	0	0	1	1	2	0	2	0	2	4
08:05	0	0	0	0	0	0	0	0	0	1	0	1	0	3	0	3	4
08:10	0	0	0	0	0	0	0	0	0	1	0	1	0	1	0	1	2
08:15	0	0	0	0	0	0	0	0	0	1	0	1	1	4	0	5	6
08:20	0	0	0	0	0	0	0	0	0	2	0	2	0	3	0	3	5
08:25	0	0	0	0	0	0	0	0	0	5	0	5	0	4	0	4	9
08:30	0	0	0	0	0	0	0	0	0	4	0	4	0	4	0	4	8
08:35	1	0	0	1	0	0	0	0	0	2	0	2	0	4	0	4	7
08:40	0	0	0	0	0	0	0	0	0	0	0	0	0	2	0	2	2
08:45	0	0	0	0	0	0	0	0	0	4	0	4	0	4	0	4	8
08:50	0	0	0	0	0	0	0	0	0	3	1	4	1	4	0	5	9
08:55	0	0	0	0	0	0	0	0	0	6	0	6	0	4	0	4	10
Total Survey	2	0	3	5	0	0	0	0	0	61	3	64	4	68	0	72	141

Heavy Vehicle 15-Minute Interval Summary

7:00 AM to 9:00 AM

Interval Start Time	Northbound SE 105th Ave				Southbound SE 105th Ave				Eastbound SE Mill Plain Blvd				Westbound SE Mill Plain Blvd				Interval Total
	L	T	R	Total	L	T	R	Total	L	T	R	Total	L	T	R	Total	
07:00	0	0	2	2	0	0	0	0	0	5	0	5	1	4	0	5	12
07:15	0	0	1	1	0	0	0	0	0	11	0	11	0	6	0	6	18
07:30	0	0	0	0	0	0	0	0	0	10	1	11	0	9	0	9	20
07:45	1	0	0	1	0	0	0	0	0	5	0	5	1	10	0	11	17
08:00	0	0	0	0	0	0	0	0	0	3	1	4	0	6	0	6	10
08:15	0	0	0	0	0	0	0	0	0	8	0	8	1	11	0	12	20
08:30	1	0	0	1	0	0	0	0	0	6	0	6	0	10	0	10	17
08:45	0	0	0	0	0	0	0	0	0	13	1	14	1	12	0	13	27
Total Survey	2	0	3	5	0	0	0	0	0	61	3	64	4	68	0	72	141

Heavy Vehicle Peak Hour Summary

7:35 AM to 8:35 AM

By Approach	Northbound SE 105th Ave			Southbound SE 105th Ave			Eastbound SE Mill Plain Blvd			Westbound SE Mill Plain Blvd			Total
	In	Out	Total	In	Out	Total	In	Out	Total	In	Out	Total	
Volume	1	4	5	0	0	0	28	40	68	41	26	67	70
PHF	0.25			0.00			0.64			0.79			0.80

By Movement	Northbound SE 105th Ave				Southbound SE 105th Ave				Eastbound SE Mill Plain Blvd				Westbound SE Mill Plain Blvd				Total
	L	T	R	Total	L	T	R	Total	L	T	R	Total	L	T	R	Total	
Volume	1	0	0	1	0	0	0	0	0	26	2	28	2	39	0	41	70
PHF	0.25	0.00	0.00	0.25	0.00	0.00	0.00	0.00	0.00	0.59	0.50	0.64	0.50	0.75	0.00	0.79	0.80

Heavy Vehicle Rolling Hour Summary

7:00 AM to 9:00 AM

Interval Start Time	Northbound SE 105th Ave				Southbound SE 105th Ave				Eastbound SE Mill Plain Blvd				Westbound SE Mill Plain Blvd				Interval Total
	L	T	R	Total	L	T	R	Total	L	T	R	Total	L	T	R	Total	
07:00	1	0	3	4	0	0	0	0	0	31	1	32	2	29	0	31	67
07:15	1	0	1	2	0	0	0	0	0	29	2	31	1	31	0	32	65
07:30	1	0	0	1	0	0	0	0	0	26	2	28	2	36	0	38	67
07:45	2	0	0	2	0	0	0	0	0	22	1	23	2	37	0	39	64

Peak Hour Summary

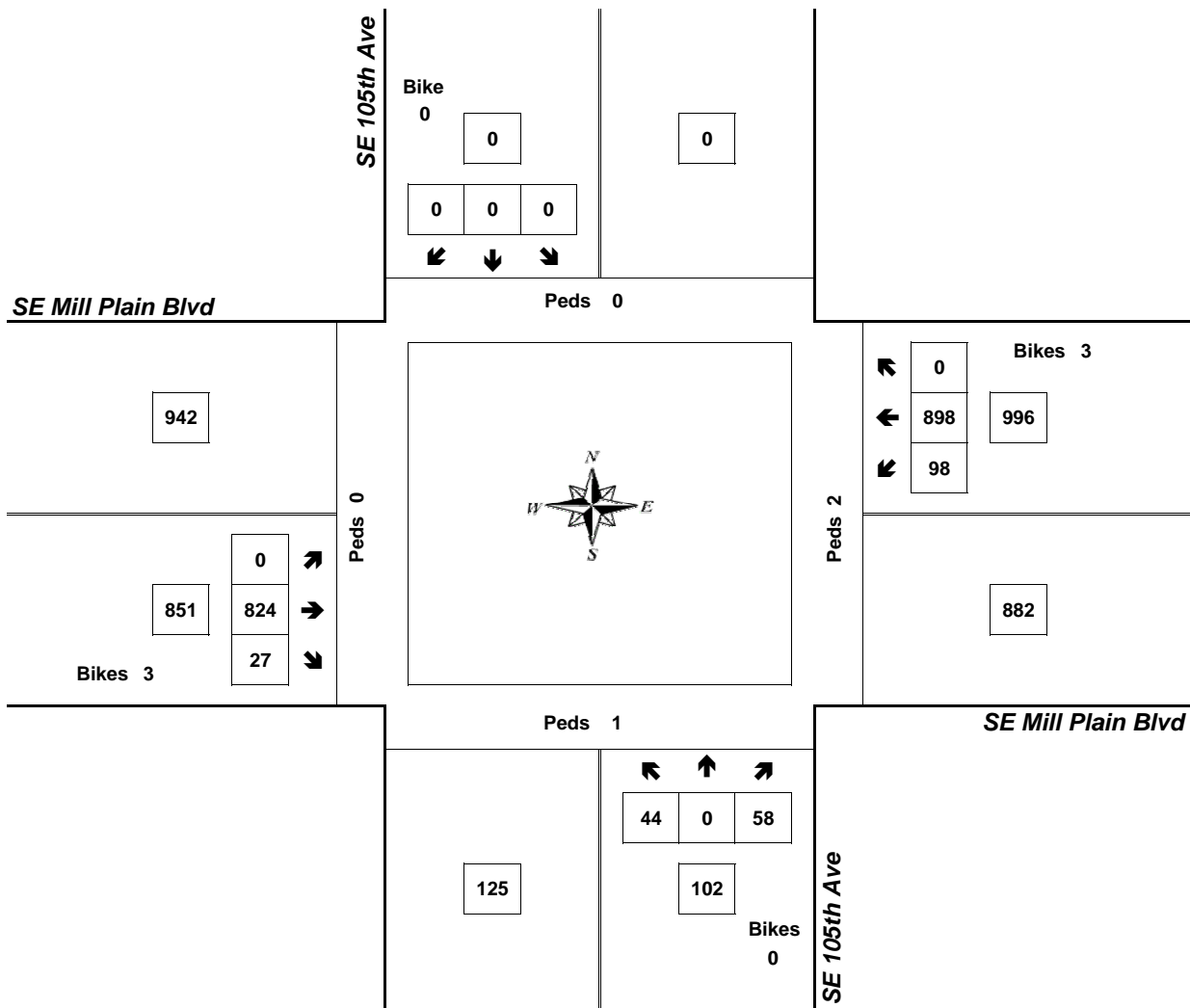


Clay Carney
(503) 833-2740

SE 105th Ave & SE Mill Plain Blvd

7:35 AM to 8:35 AM

11/8/2005



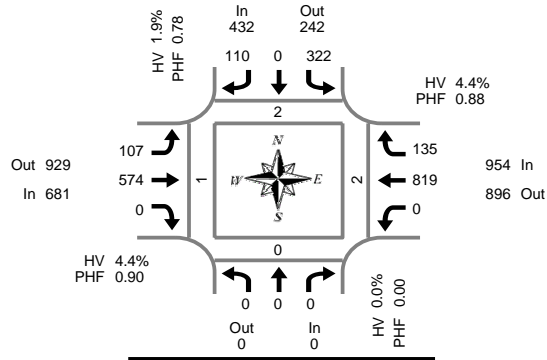
Approach	PHF	HV%	Volume
EB	0.86	3.3%	851
WB	0.89	4.1%	996
NB	0.62	1.0%	102
SB	0.00	0.0%	0
Intersection	0.93	3.6%	1,949

Count Period: 7:00 AM to 9:00 AM

Total Vehicle Summary



Clay Carney
(503) 833-2740



NE 104th Ave & SE Mill Plain Blvd

11/8/2005

7:00 AM to 9:00 AM

Peak Hour Summary
7:50 AM to 8:50 AM

5-Minute Interval Summary

7:00 AM to 9:00 AM

Interval Start Time	Northbound NE 104th Ave				Southbound NE 104th Ave				Eastbound SE Mill Plain Blvd				Westbound SE Mill Plain Blvd				Interval Total	Pedestrians Crosswalk			
	L	T	R	Bikes	L	T	R	Bikes	L	T	R	Bikes	L	T	R	Bikes		North	South	East	West
07:00	0	0	0	0	30	0	2	0	4	52	0	0	0	32	2	0	122	0	0	0	0
07:05	0	0	0	0	40	0	4	0	11	43	0	1	0	36	5	0	139	0	0	0	0
07:10	0	0	0	0	28	0	8	0	5	58	0	0	0	43	4	0	146	0	0	0	1
07:15	0	0	0	0	32	0	8	0	7	48	0	0	0	46	1	0	142	0	0	0	0
07:20	0	0	0	0	32	0	6	0	3	33	0	0	0	62	4	2	140	0	0	1	0
07:25	0	0	0	0	20	0	10	0	3	48	0	0	0	64	2	0	147	0	0	0	0
07:30	0	0	0	0	26	0	12	0	5	59	0	0	0	48	6	0	156	1	0	0	0
07:35	0	0	0	0	29	0	11	0	4	43	0	0	0	66	6	0	159	0	0	0	0
07:40	0	0	0	0	28	0	12	0	3	43	0	0	0	73	7	0	166	0	0	0	2
07:45	0	0	0	0	19	0	14	0	4	44	0	0	0	66	11	0	158	0	0	0	0
07:50	0	0	0	0	14	0	6	0	6	52	0	0	0	83	13	0	174	0	0	0	0
07:55	0	0	0	0	29	0	7	0	7	49	0	0	0	68	9	1	169	0	0	0	0
08:00	0	0	0	0	23	0	7	0	8	38	0	0	0	61	10	1	147	0	0	0	0
08:05	0	0	0	0	21	0	11	0	10	43	0	0	0	59	14	0	158	0	0	1	1
08:10	0	0	0	0	19	0	11	0	9	32	0	1	0	65	10	0	146	0	0	0	0
08:15	0	0	0	0	21	0	6	0	7	59	0	0	0	62	13	0	168	0	0	1	0
08:20	0	0	0	0	30	0	8	0	10	50	0	0	0	52	14	0	164	0	0	0	0
08:25	0	0	0	0	31	0	7	0	6	45	0	0	0	87	19	0	195	1	0	0	0
08:30	0	0	0	0	40	0	13	0	6	55	0	0	0	67	10	0	191	1	0	0	0
08:35	0	0	0	0	35	0	12	0	10	49	0	1	0	79	10	0	195	0	0	0	0
08:40	0	0	0	0	26	0	6	0	15	43	0	0	0	66	4	0	160	0	0	0	0
08:45	0	0	0	0	33	0	16	0	13	59	0	0	0	70	9	0	200	0	0	0	0
08:50	0	0	0	0	16	0	17	0	13	45	1	0	0	74	7	0	173	0	0	0	0
08:55	0	0	0	0	23	0	7	0	10	55	0	0	0	63	3	0	161	1	0	0	1
Total Survey	0	0	0	0	645	0	221	0	179	1,145	1	3	0	1,492	193	4	3,876	4	0	3	5

15-Minute Interval Summary

7:00 AM to 9:00 AM

Interval Start Time	Northbound NE 104th Ave				Southbound NE 104th Ave				Eastbound SE Mill Plain Blvd				Westbound SE Mill Plain Blvd				Interval Total	Pedestrians Crosswalk			
	L	T	R	Bikes	L	T	R	Bikes	L	T	R	Bikes	L	T	R	Bikes		North	South	East	West
07:00	0	0	0	0	98	0	14	0	20	153	0	1	0	111	11	0	407	0	0	0	1
07:15	0	0	0	0	84	0	24	0	13	129	0	0	0	172	7	2	429	0	0	1	0
07:30	0	0	0	0	83	0	35	0	12	145	0	0	0	187	19	0	481	1	0	0	2
07:45	0	0	0	0	62	0	27	0	17	145	0	0	0	217	33	1	501	0	0	0	0
08:00	0	0	0	0	63	0	29	0	27	113	0	1	0	185	34	1	451	0	0	1	1
08:15	0	0	0	0	82	0	21	0	23	154	0	0	0	201	46	0	527	1	0	1	0
08:30	0	0	0	0	101	0	31	0	31	147	0	1	0	212	24	0	546	1	0	0	0
08:45	0	0	0	0	72	0	40	0	36	159	1	0	0	207	19	0	534	1	0	0	1
Total Survey	0	0	0	0	645	0	221	0	179	1,145	1	3	0	1,492	193	4	3,876	4	0	3	5

Peak Hour Summary

7:50 AM to 8:50 AM

By Approach	Northbound NE 104th Ave				Southbound NE 104th Ave				Eastbound SE Mill Plain Blvd				Westbound SE Mill Plain Blvd				Total	Pedestrians Crosswalk			
	In	Out	Total	Bikes	In	Out	Total	Bikes	In	Out	Total	Bikes	In	Out	Total	Bikes		North	South	East	West
Volume	0	0	0	0	432	242	674	0	681	929	1,610	2	954	896	1,850	2	2,067	2	0	2	1
%HV	0.0%				1.9%				4.4%				4.4%				3.9%				
PHF	0.00				0.78				0.90				0.88				0.89				

By Movement	Northbound NE 104th Ave				Southbound NE 104th Ave				Eastbound SE Mill Plain Blvd				Westbound SE Mill Plain Blvd				Total
	L	T	R	Total	L	T	R	Total	L	T	R	Total	L	T	R	Total	
Volume	0	0	0	0	322	0	110	432	107	574	0	681	0	819	135	954	2,067
%HV	0.0%	0.0%	0.0%	0.0%	1.2%	0.0%	3.6%	1.9%	5.6%	4.2%	0.0%	4.4%	0.0%	4.5%	3.7%	4.4%	3.9%
PHF	0.00	0.00	0.00	0.00	0.76	0.00	0.81	0.78	0.70	0.93	0.00	0.90	0.00	0.88	0.73	0.88	0.89

Rolling Hour Summary

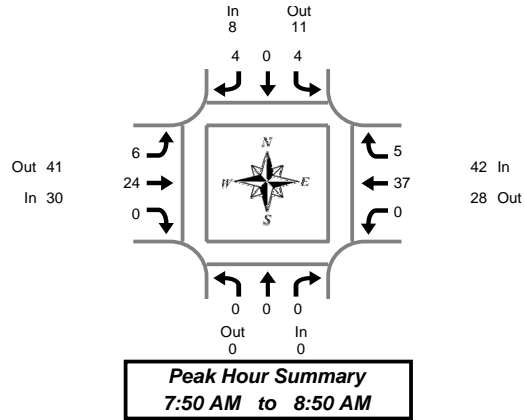
7:00 AM to 9:00 AM

Interval Start Time	Northbound NE 104th Ave				Southbound NE 104th Ave				Eastbound SE Mill Plain Blvd				Westbound SE Mill Plain Blvd				Interval Total	Pedestrians Crosswalk			
	L	T	R	Bikes	L	T	R	Bikes	L	T	R	Bikes	L	T	R	Bikes		North	South	East	West
07:00	0	0	0	0	327	0	100	0	62	572	0	1	0	687	70	3	1,818	1	0	1	3
07:15	0	0	0	0	292	0	115	0	69	532	0	1	0	761	93	4	1,862	1	0	2	3
07:30	0	0	0	0	290	0	112	0	79	557	0	1	0	790	132	2	1,960	2	0	2	3
07:45	0	0	0	0	308	0	108	0	98	559	0	2	0	815	137	2	2,025	2	0	2	1

Heavy Vehicle Summary



Clay Carney
(503) 833-2740



NE 104th Ave & SE Mill Plain Blvd

11/8/2005

7:00 AM to 9:00 AM

Heavy Vehicle 5-Minute Interval Summary

7:00 AM to 9:00 AM

Interval Start Time	Northbound NE 104th Ave				Southbound NE 104th Ave				Eastbound SE Mill Plain Blvd				Westbound SE Mill Plain Blvd				Interval Total
	L	T	R	Total	L	T	R	Total	L	T	R	Total	L	T	R	Total	
07:00	0	0	0	0	1	0	0	1	0	2	0	2	0	2	0	2	5
07:05	0	0	0	0	0	0	0	0	0	0	0	0	0	1	0	1	1
07:10	0	0	0	0	1	0	1	2	1	1	0	2	0	1	1	2	6
07:15	0	0	0	0	0	0	1	1	1	4	0	5	0	3	0	3	9
07:20	0	0	0	0	0	0	0	0	0	0	0	0	0	1	0	1	1
07:25	0	0	0	0	2	0	0	2	0	4	0	4	0	1	0	1	7
07:30	0	0	0	0	2	0	0	2	0	2	0	2	0	1	0	1	5
07:35	0	0	0	0	1	0	2	3	0	1	0	1	0	3	0	3	7
07:40	0	0	0	0	2	0	0	2	0	3	0	3	0	4	0	4	9
07:45	0	0	0	0	0	0	0	0	0	3	0	3	0	2	1	3	6
07:50	0	0	0	0	0	0	0	0	0	1	0	1	0	5	1	6	7
07:55	0	0	0	0	0	0	0	0	0	2	0	2	0	1	0	1	3
08:00	0	0	0	0	0	0	0	0	1	1	0	2	0	2	0	2	4
08:05	0	0	0	0	1	0	1	2	0	1	0	1	0	3	0	3	6
08:10	0	0	0	0	0	0	0	0	1	2	0	3	0	1	0	1	4
08:15	0	0	0	0	0	0	1	1	0	1	0	1	0	5	0	5	7
08:20	0	0	0	0	0	0	0	0	0	2	0	2	0	3	0	3	5
08:25	0	0	0	0	1	0	1	2	1	4	0	5	0	3	1	4	11
08:30	0	0	0	0	0	0	1	1	0	3	0	3	0	5	1	6	10
08:35	0	0	0	0	1	0	0	1	2	3	0	5	0	3	1	4	10
08:40	0	0	0	0	0	0	0	0	1	0	0	1	0	2	0	2	3
08:45	0	0	0	0	1	0	0	1	0	4	0	4	0	4	1	5	10
08:50	0	0	0	0	1	0	1	2	2	2	1	5	0	3	0	3	10
08:55	0	0	0	0	1	0	0	1	1	4	0	5	0	2	1	3	9
Total Survey	0	0	0	0	15	0	9	24	11	50	1	62	0	61	8	69	155

Heavy Vehicle 15-Minute Interval Summary

7:00 AM to 9:00 AM

Interval Start Time	Northbound NE 104th Ave				Southbound NE 104th Ave				Eastbound SE Mill Plain Blvd				Westbound SE Mill Plain Blvd				Interval Total
	L	T	R	Total	L	T	R	Total	L	T	R	Total	L	T	R	Total	
07:00	0	0	0	0	2	0	1	3	1	3	0	4	0	4	1	5	12
07:15	0	0	0	0	2	0	1	3	1	8	0	9	0	5	0	5	17
07:30	0	0	0	0	5	0	2	7	0	6	0	6	0	8	0	8	21
07:45	0	0	0	0	0	0	0	0	0	6	0	6	0	8	2	10	16
08:00	0	0	0	0	1	0	1	2	2	4	0	6	0	6	0	6	14
08:15	0	0	0	0	1	0	2	3	1	7	0	8	0	11	1	12	23
08:30	0	0	0	0	1	0	1	2	3	6	0	9	0	10	2	12	23
08:45	0	0	0	0	3	0	1	4	3	10	1	14	0	9	2	11	29
Total Survey	0	0	0	0	15	0	9	24	11	50	1	62	0	61	8	69	155

Heavy Vehicle Peak Hour Summary

7:50 AM to 8:50 AM

By Approach	Northbound NE 104th Ave			Southbound NE 104th Ave			Eastbound SE Mill Plain Blvd			Westbound SE Mill Plain Blvd			Total
	In	Out	Total	In	Out	Total	In	Out	Total	In	Out	Total	
Volume	0	0	0	8	11	19	30	41	71	42	28	70	80
PHF	0.00			0.50			0.58			0.75			0.65

By Movement	Northbound NE 104th Ave				Southbound NE 104th Ave				Eastbound SE Mill Plain Blvd				Westbound SE Mill Plain Blvd				Total
	L	T	R	Total	L	T	R	Total	L	T	R	Total	L	T	R	Total	
Volume	0	0	0	0	4	0	4	8	6	24	0	30	0	37	5	42	80
PHF	0.00	0.00	0.00	0.00	0.50	0.00	0.50	0.50	0.50	0.60	0.00	0.58	0.00	0.84	0.42	0.75	0.65

Heavy Vehicle Rolling Hour Summary

7:00 AM to 9:00 AM

Interval Start Time	Northbound NE 104th Ave				Southbound NE 104th Ave				Eastbound SE Mill Plain Blvd				Westbound SE Mill Plain Blvd				Interval Total
	L	T	R	Total	L	T	R	Total	L	T	R	Total	L	T	R	Total	
07:00	0	0	0	0	9	0	4	13	2	23	0	25	0	25	3	28	66
07:15	0	0	0	0	8	0	4	12	3	24	0	27	0	27	2	29	68
07:30	0	0	0	0	7	0	5	12	3	23	0	26	0	33	3	36	74
07:45	0	0	0	0	3	0	4	7	6	23	0	29	0	35	5	40	76

Peak Hour Summary

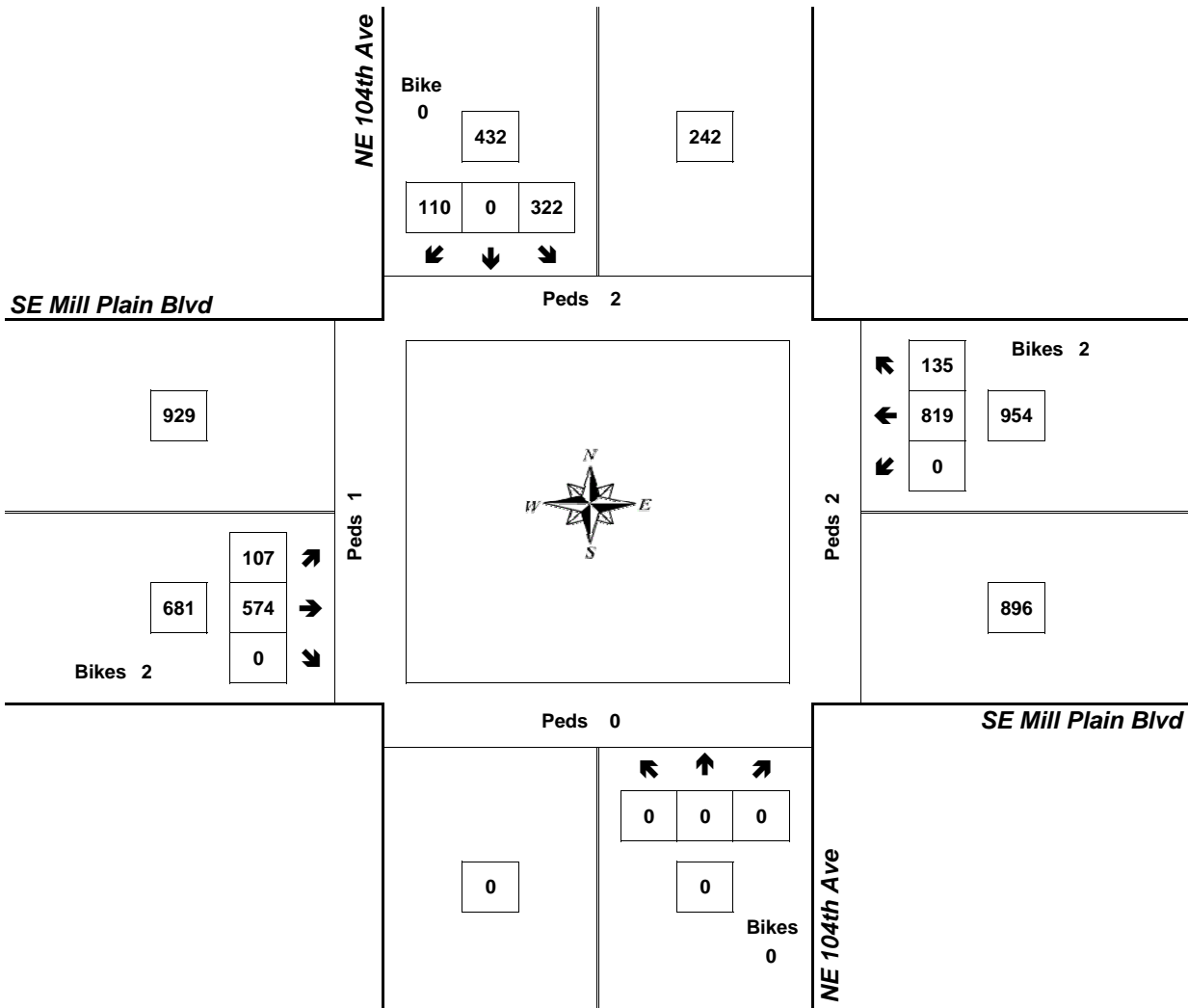


Clay Carney
(503) 833-2740

NE 104th Ave & SE Mill Plain Blvd

7:50 AM to 8:50 AM

11/8/2005



Approach	PHF	HV%	Volume
EB	0.90	4.4%	681
WB	0.88	4.4%	954
NB	0.00	0.0%	0
SB	0.78	1.9%	432
Intersection	0.89	3.9%	2,067

Count Period: 7:00 AM to 9:00 AM