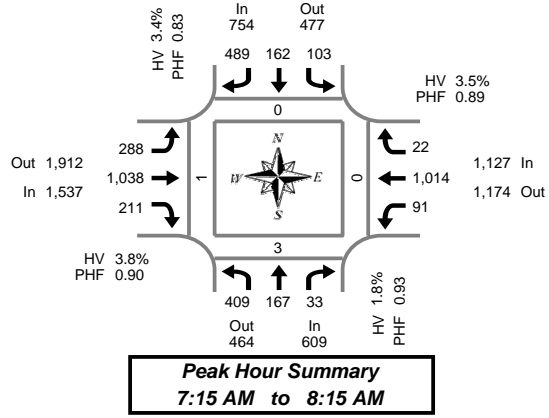


# Total Vehicle Summary



Clay Carney  
(503) 833-2740



## NE Chkalov Dr & SE Mill Plain Blvd

11/8/2005

7:00 AM to 9:00 AM

### 5-Minute Interval Summary

7:00 AM to 9:00 AM

Interval Start Time	Northbound NE Chkalov Dr				Southbound NE Chkalov Dr				Eastbound SE Mill Plain Blvd				Westbound SE Mill Plain Blvd				Interval Total	Pedestrians Crosswalk			
	L	T	R	Bikes	L	T	R	Bikes	L	T	R	Bikes	L	T	R	Bikes		North	South	East	West
07:00	34	7	2	0	2	10	54	0	19	66	11	0	5	94	0	0	304	0	2	0	1
07:05	29	9	2	0	5	7	51	0	24	70	11	0	7	91	1	0	307	0	0	0	0
07:10	30	7	2	0	6	7	44	0	21	78	17	0	10	96	1	0	319	0	0	0	0
07:15	36	10	2	0	5	10	43	0	16	83	14	1	10	97	1	0	327	0	0	0	0
07:20	44	15	1	0	10	8	39	0	19	89	19	0	10	93	0	0	347	0	0	0	1
07:25	31	15	1	0	4	9	33	1	15	85	17	0	7	95	3	0	315	0	0	0	0
07:30	36	10	5	0	6	10	43	0	29	78	12	0	12	75	5	0	321	0	0	0	0
07:35	34	15	1	0	9	24	42	0	21	71	12	0	8	86	3	0	326	0	0	0	0
07:40	33	12	4	0	9	17	46	0	25	82	25	0	9	93	1	0	356	0	2	0	0
07:45	33	15	1	0	16	28	35	0	29	88	16	0	5	53	0	0	319	0	0	0	0
07:50	33	19	4	1	9	17	47	0	31	96	17	0	8	81	2	0	364	0	0	0	0
07:55	39	18	2	0	7	13	48	0	31	92	24	0	7	91	1	0	373	0	0	0	0
08:00	29	14	2	1	12	7	34	0	19	97	19	0	6	76	2	0	317	0	0	0	0
08:05	35	16	6	0	7	11	39	0	29	86	15	0	1	81	3	0	329	0	0	0	0
08:10	26	8	4	0	9	8	40	2	24	91	21	0	8	93	1	0	333	0	1	0	0
08:15	26	8	7	0	11	4	35	1	17	80	17	0	6	80	2	0	293	0	0	0	0
08:20	24	6	5	0	15	9	41	0	27	71	20	0	4	93	0	0	315	0	0	0	1
08:25	18	7	3	0	2	9	46	0	29	87	15	0	4	71	3	0	294	0	0	0	0
08:30	26	2	5	0	9	9	47	0	24	95	18	0	3	72	2	0	312	0	0	0	0
08:35	35	10	3	0	8	6	42	0	20	95	23	0	4	89	8	1	343	0	0	0	0
08:40	23	10	7	0	7	11	48	0	25	89	17	0	8	91	2	0	338	0	0	0	0
08:45	27	8	9	0	16	14	36	0	36	104	28	0	9	87	8	0	382	0	0	0	0
08:50	27	8	6	0	14	12	44	0	32	124	23	0	6	94	1	0	391	0	0	0	0
08:55	27	12	6	0	7	9	33	0	27	103	32	0	7	50	0	0	313	0	1	0	0
Total Survey	735	261	90	2	205	269	1,010	4	589	2,100	443	1	164	2,022	50	1	7,938	0	6	0	3

### 15-Minute Interval Summary

7:00 AM to 9:00 AM

Interval Start Time	Northbound NE Chkalov Dr				Southbound NE Chkalov Dr				Eastbound SE Mill Plain Blvd				Westbound SE Mill Plain Blvd				Interval Total	Pedestrians Crosswalk			
	L	T	R	Bikes	L	T	R	Bikes	L	T	R	Bikes	L	T	R	Bikes		North	South	East	West
07:00	93	23	6	0	13	24	149	0	64	214	39	0	22	281	2	0	930	0	2	0	1
07:15	111	40	4	0	19	27	115	1	50	257	50	1	27	285	4	0	989	0	0	0	1
07:30	103	37	10	0	24	51	131	0	75	231	49	0	29	254	9	0	1,003	0	2	0	0
07:45	105	52	7	1	32	58	130	0	91	276	57	0	20	225	3	0	1,056	0	0	0	0
08:00	90	38	12	1	28	26	113	2	72	274	55	0	15	250	6	0	979	0	1	0	0
08:15	68	21	15	0	28	22	122	1	73	238	52	0	14	244	5	0	902	0	0	0	1
08:30	84	22	15	0	24	26	137	0	69	279	58	0	15	252	12	1	993	0	0	0	0
08:45	81	28	21	0	37	35	113	0	95	331	83	0	22	231	9	0	1,086	0	1	0	0
Total Survey	735	261	90	2	205	269	1,010	4	589	2,100	443	1	164	2,022	50	1	7,938	0	6	0	3

### Peak Hour Summary

7:15 AM to 8:15 AM

By Approach	Northbound NE Chkalov Dr				Southbound NE Chkalov Dr				Eastbound SE Mill Plain Blvd				Westbound SE Mill Plain Blvd				Total	Pedestrians Crosswalk			
	In	Out	Total	Bikes	In	Out	Total	Bikes	In	Out	Total	Bikes	In	Out	Total	Bikes		North	South	East	West
Volume	609	464	1,073	2	754	477	1,231	3	1,537	1,912	3,449	1	1,127	1,174	2,301	0	4,027	0	3	0	1
%HV	1.8%				3.4%				3.8%				3.5%				3.4%				
PHF	0.93				0.83				0.90				0.89				0.95				

By Movement	Northbound NE Chkalov Dr				Southbound NE Chkalov Dr				Eastbound SE Mill Plain Blvd				Westbound SE Mill Plain Blvd				Total
	L	T	R	Total	L	T	R	Total	L	T	R	Total	L	T	R	Total	
Volume	409	167	33	609	103	162	489	754	288	1,038	211	1,537	91	1,014	22	1,127	4,027
%HV	1.2%	3.6%	0.0%	1.8%	1.9%	4.3%	3.5%	3.4%	2.4%	4.6%	1.9%	3.8%	1.1%	3.8%	0.0%	3.5%	3.4%
PHF	0.92	0.80	0.69	0.93	0.76	0.59	0.93	0.83	0.79	0.91	0.88	0.90	0.78	0.89	0.50	0.89	0.95

### Rolling Hour Summary

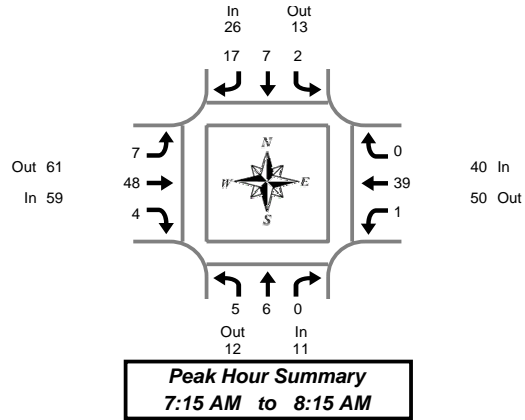
7:00 AM to 9:00 AM

Interval Start Time	Northbound NE Chkalov Dr				Southbound NE Chkalov Dr				Eastbound SE Mill Plain Blvd				Westbound SE Mill Plain Blvd				Interval Total	Pedestrians Crosswalk			
	L	T	R	Bikes	L	T	R	Bikes	L	T	R	Bikes	L	T	R	Bikes		North	South	East	West
07:00	412	152	27	1	88	160	525	1	280	978	195	1	98	1,045	18	0	3,978	0	4	0	2
07:15	409	167	33	2	103	162	489	3	288	1,038	211	1	91	1,014	22	0	4,027	0	3	0	1
07:30	366	148	44	2	112	157	496	3	311	1,019	213	0	78	973	23	0	3,940	0	3	0	1
07:45	347	133	49	2	112	132	502	3	305	1,067	222	0	64	971	26	1	3,930	0	1	0	1

# Heavy Vehicle Summary



Clay Carney  
(503) 833-2740



## NE Chkalov Dr & SE Mill Plain Blvd

11/8/2005

7:00 AM to 9:00 AM

### Heavy Vehicle 5-Minute Interval Summary 7:00 AM to 9:00 AM

Interval Start Time	Northbound NE Chkalov Dr				Southbound NE Chkalov Dr				Eastbound SE Mill Plain Blvd				Westbound SE Mill Plain Blvd				Interval Total
	L	T	R	Total	L	T	R	Total	L	T	R	Total	L	T	R	Total	
07:00	0	1	0	1	0	2	1	3	0	6	1	7	0	1	0	1	12
07:05	0	0	0	0	0	1	1	2	1	3	0	4	0	0	0	0	6
07:10	0	0	0	0	0	0	2	2	1	1	0	2	0	2	0	2	6
07:15	1	0	0	1	0	1	1	2	0	8	0	8	0	1	0	1	12
07:20	0	1	0	1	1	0	2	3	1	4	0	5	0	3	0	3	12
07:25	0	0	0	0	0	0	1	1	1	6	1	8	0	2	0	2	11
07:30	1	0	0	1	0	0	0	0	1	6	0	7	0	4	0	4	12
07:35	0	2	0	2	1	1	3	5	1	1	0	2	0	2	0	2	11
07:40	0	1	0	1	0	3	2	5	0	3	0	3	0	3	0	3	12
07:45	1	0	0	1	0	0	1	1	2	5	0	7	1	5	0	6	15
07:50	1	0	0	1	0	0	3	3	0	1	0	1	0	3	0	3	8
07:55	1	0	0	1	0	0	1	1	1	2	1	4	0	2	0	2	8
08:00	0	1	0	1	0	0	0	0	0	5	1	6	0	3	0	3	10
08:05	0	0	0	0	0	0	2	2	0	3	0	3	0	3	0	3	8
08:10	0	1	0	1	0	2	1	3	0	4	1	5	0	8	0	8	17
08:15	2	0	0	2	0	0	0	0	1	3	1	5	0	3	0	3	10
08:20	0	1	0	1	2	0	1	3	1	4	1	6	0	4	0	4	14
08:25	1	1	1	3	0	1	0	1	0	5	0	5	1	5	0	6	15
08:30	0	0	0	0	1	0	2	3	0	5	0	5	0	2	0	2	10
08:35	0	1	0	1	0	0	4	4	1	4	0	5	0	2	0	2	12
08:40	1	0	1	2	2	0	2	4	2	2	1	5	0	2	0	2	13
08:45	1	0	1	2	1	1	0	2	1	3	0	4	0	2	1	3	11
08:50	0	0	1	1	0	0	2	2	0	5	1	6	0	4	0	4	13
08:55	0	2	0	2	0	1	0	1	1	2	5	8	1	3	0	4	15
Total Survey	10	12	4	26	8	13	32	53	16	91	14	121	3	69	1	73	273

### Heavy Vehicle 15-Minute Interval Summary 7:00 AM to 9:00 AM

Interval Start Time	Northbound NE Chkalov Dr				Southbound NE Chkalov Dr				Eastbound SE Mill Plain Blvd				Westbound SE Mill Plain Blvd				Interval Total
	L	T	R	Total	L	T	R	Total	L	T	R	Total	L	T	R	Total	
07:00	0	1	0	1	0	3	4	7	2	10	1	13	0	3	0	3	24
07:15	1	1	0	2	1	1	4	6	2	18	1	21	0	6	0	6	35
07:30	1	3	0	4	1	4	5	10	2	10	0	12	0	9	0	9	35
07:45	3	0	0	3	0	0	5	5	3	8	1	12	1	10	0	11	31
08:00	0	2	0	2	0	2	3	5	0	12	2	14	0	14	0	14	35
08:15	3	2	1	6	2	1	1	4	2	12	2	16	1	12	0	13	39
08:30	1	1	1	3	3	0	8	11	3	11	1	15	0	6	0	6	35
08:45	1	2	2	5	1	2	2	5	2	10	6	18	1	9	1	11	39
Total Survey	10	12	4	26	8	13	32	53	16	91	14	121	3	69	1	73	273

### Heavy Vehicle Peak Hour Summary 7:15 AM to 8:15 AM

By Approach	Northbound NE Chkalov Dr			Southbound NE Chkalov Dr			Eastbound SE Mill Plain Blvd			Westbound SE Mill Plain Blvd			Total
	In	Out	Total	In	Out	Total	In	Out	Total	In	Out	Total	
Volume	11	12	23	26	13	39	59	61	120	40	50	90	136
PHF	0.69			0.59			0.70			0.71			0.89

By Movement	Northbound NE Chkalov Dr				Southbound NE Chkalov Dr				Eastbound SE Mill Plain Blvd				Westbound SE Mill Plain Blvd				Total
	L	T	R	Total	L	T	R	Total	L	T	R	Total	L	T	R	Total	
Volume	5	6	0	11	2	7	17	26	7	48	4	59	1	39	0	40	136
PHF	0.42	0.50	0.00	0.69	0.50	0.44	0.71	0.59	0.58	0.67	0.50	0.70	0.25	0.70	0.00	0.71	0.89

### Heavy Vehicle Rolling Hour Summary 7:00 AM to 9:00 AM

Interval Start Time	Northbound NE Chkalov Dr				Southbound NE Chkalov Dr				Eastbound SE Mill Plain Blvd				Westbound SE Mill Plain Blvd				Interval Total
	L	T	R	Total	L	T	R	Total	L	T	R	Total	L	T	R	Total	
07:00	5	5	0	10	2	8	18	28	9	46	3	58	1	28	0	29	125
07:15	5	6	0	11	2	7	17	26	7	48	4	59	1	39	0	40	136
07:30	7	7	1	15	3	7	14	24	7	42	5	54	2	45	0	47	140
07:45	7	5	2	14	5	3	17	25	8	43	6	57	2	42	0	44	140

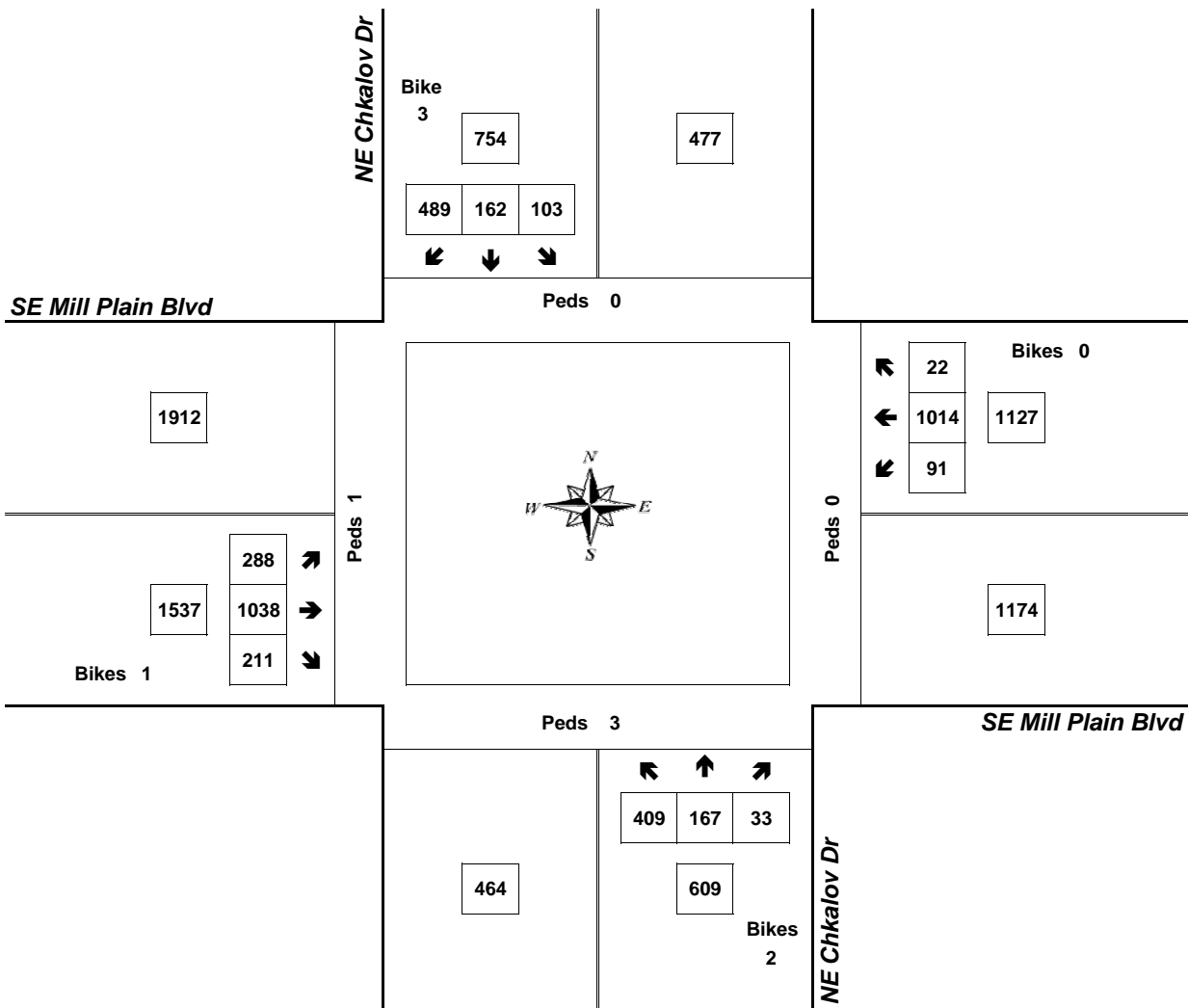
# Peak Hour Summary



Clay Carney  
(503) 833-2740

## NE Chkalov Dr & SE Mill Plain Blvd

7:15 AM to 8:15 AM  
11/8/2005



Approach	PHF	HV%	Volume
EB	0.90	3.8%	1,537
WB	0.89	3.5%	1,127
NB	0.93	1.8%	609
SB	0.83	3.4%	754
<b>Intersection</b>	<b>0.95</b>	<b>3.4%</b>	<b>4,027</b>

Count Period: 7:00 AM to 9:00 AM