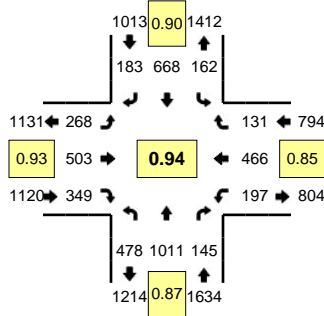
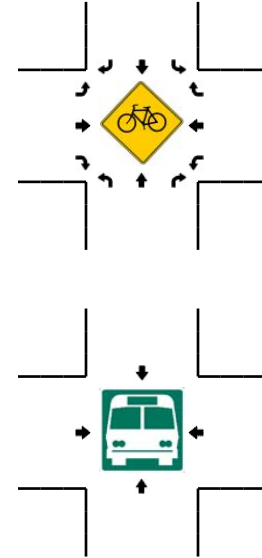
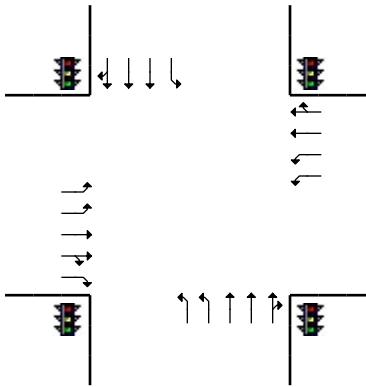
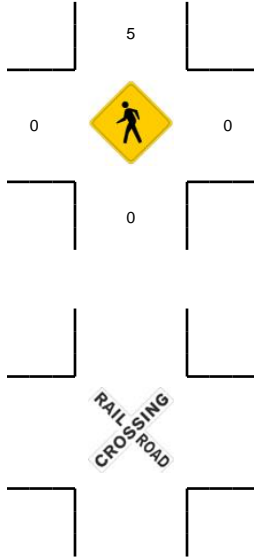
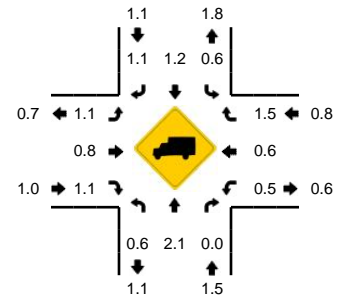


**LOCATION:** SE 164th Ave -- Mill Plain Blvd  
**CITY/STATE:** Vancouver, WA

**QC JOB #:** 10309603  
**DATE:** 12/4/2007



**Peak-Hour: 4:25 PM -- 5:25 PM**  
**Peak 15-Min: 4:40 PM -- 4:55 PM**



5-Min Count Period Beginning At	SE 164th Ave (Northbound)				SE 164th Ave (Southbound)				Mill Plain Blvd (Eastbound)				Mill Plain Blvd (Westbound)				Total	Hourly Totals
	Left	Thru	Right	U	Left	Thru	Right	U	Left	Thru	Right	U	Left	Thru	Right	U		
4:00 PM	44	103	16	0	13	52	24	0	14	38	26	0	14	24	11	0	379	
4:05 PM	31	56	11	0	9	53	11	1	30	49	36	0	15	40	8	0	350	
4:10 PM	47	95	16	0	12	65	20	1	12	37	20	0	9	31	9	0	374	
4:15 PM	25	56	13	0	10	44	22	0	25	54	33	0	15	47	9	0	353	
4:20 PM	50	87	12	0	5	73	11	1	18	29	28	0	17	32	5	0	368	
4:25 PM	38	40	12	0	11	43	18	0	29	54	35	0	18	49	16	0	363	
4:30 PM	47	96	15	0	12	61	13	0	10	28	24	1	9	29	6	0	351	
4:35 PM	27	49	15	0	14	43	15	0	24	53	25	0	30	45	10	0	350	
4:40 PM	45	90	16	0	10	55	21	2	15	47	24	0	16	37	9	0	387	
4:45 PM	32	88	12	0	13	51	15	1	24	53	28	0	17	55	17	0	406	
4:50 PM	47	96	14	0	11	90	15	2	23	34	31	0	12	35	8	0	418	
4:55 PM	21	74	5	0	15	52	16	0	24	38	34	2	20	52	9	0	362	4461
5:00 PM	48	111	15	0	12	64	15	0	23	31	33	0	12	22	5	0	391	4473
5:05 PM	32	64	11	0	19	43	7	0	19	46	30	0	20	42	11	0	344	4467
5:10 PM	45	120	13	0	11	56	19	0	18	32	24	0	12	29	21	0	400	4493
5:15 PM	38	81	9	0	17	37	12	1	26	50	32	0	21	44	10	0	378	4518
5:20 PM	58	102	8	0	11	73	17	0	29	37	29	1	10	27	9	0	411	4561
5:25 PM	35	58	4	0	16	48	20	1	22	48	30	0	17	39	9	0	347	4545
5:30 PM	42	84	19	0	11	55	15	0	18	41	25	0	14	28	7	0	359	4553
5:35 PM	29	54	5	0	13	60	17	3	27	52	27	0	12	41	7	0	347	4550
5:40 PM	49	100	13	0	12	67	26	0	23	34	13	0	9	33	5	0	384	4547
5:45 PM	33	48	10	0	18	64	20	1	18	34	30	0	20	37	7	0	340	4481
5:50 PM	50	119	12	0	9	65	18	0	27	40	27	0	14	13	8	0	402	4465
5:55 PM	26	60	7	0	15	50	15	0	21	39	21	0	17	55	14	0	340	4443
Peak 15-Min Flowrates	Northbound				Southbound				Eastbound				Westbound				Total	
All Vehicles	496	1096	168	0	136	784	204	20	248	536	332	0	180	508	136	0	4844	
Heavy Trucks	8	24	0		0	12	0		0	4	0		0	8	4		60	
Pedestrians		0				0				0				0			0	
Bicycles																		
Railroad																		
Stopped Buses																		

Comments: