



Interval  15 MIN     60 MIN  
 Count(volume)     Binned(CL/SP)  
 Speed    Lane No  1     2

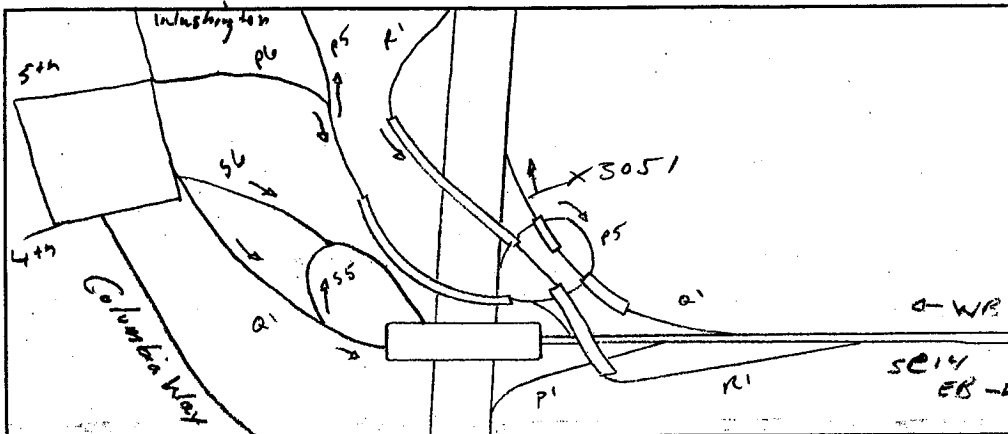
Direction CH #1 LANE 1 OF 3  
 Direction CH #2 \_\_\_\_\_  
 Data Hog # 7063

Counter No. 26 3051    Count ID 07-001  
 SR 14    RRT/RRQ ~~21 0000~~    MP 0.39  
WB  
 Leg 2    Direction NB    OSID \_\_\_\_\_

Station Description \_ ON ~~SR 5 NB on ramp from SR 14~~  
ON SR 14 E/O SR 5 I/C

Date	Day	Time	Comments
6/25/07	2	1333	Manual (1) <u>2</u> (2) Counter (1) <u>2</u> (2) <i>set o.k. JM IRT 6-5</i>
6/26	3	1012	Manual (1) <u>50</u> (2) Counter (1) <u>50</u> (2) <i>check o.k. JM IRT 6-5</i>
6/27	4	1321	Manual (1) <u>50</u> (2) Counter (1) <u>50</u> (2) <i>check o.k. JM IRT 6-5</i>
6/28	5	1315	Manual (1) <u>35</u> (2) Counter (1) <u>35</u> (2) <i>check o.k. JM IRT 6-5</i>
6/29	6	0739	Manual (1) <u>5</u> (2) Counter (1) <u>5</u> (2) <i>plu JM IRT 6-4</i>

Sketch



North

JM IRT  
Field Person



Interval  15 MIN     60 MIN  
 Count(volume)     Binned(CL/SP)  
 Speed    Lane No  1  2

**LANE 2 OF 3**

Direction CH #1 WB  
 Direction CH #2 U  
 Data Hog # 7063

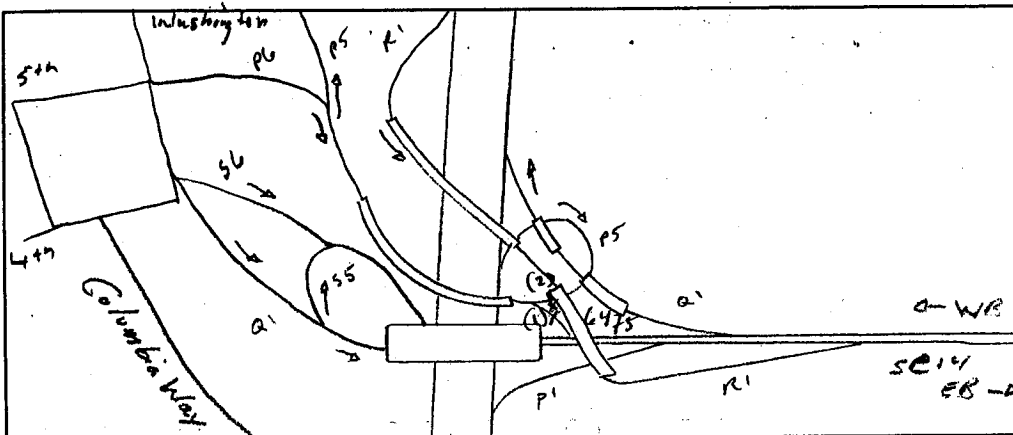
Counter No. 26 6475 Count ID 07-001  
 SR 14 RRT/RRQ \_\_\_\_\_ MP 0.39  
 Leg 2 Direction See A,B OSID \_\_\_\_\_

Station Description - ON channel 1 = No Ramp number (short ramp from WB SR14 to city center)  
channel 2 = 005 P5 00039

**ON SR 14 E/O SR 5 I/C**

Date	Day	Time	Comments
6/25/07	2	1225	Manual (1) 2 (2) 2 Counter (1) 2 (2) 2 set o.k. JM/RT 6.5
6/26	3	0910	Manual (1) 50 (2) 20 Counter (1) 50 (2) 20 channel 2 tube up fixed @ 0913. JM/RT 6.4
6/27	4	1247	Manual (1) 80 (2) 55 DC=5 Counter (1) 30 (2) 60 check o.k. JM/RT 6.4
6/28	5	1251	Manual (1) 40 (2) 5 Counter (1) 40 (2) 5 check o.k. JM/RT 6.4
6/29	6	0710	Manual (1) 3 (2) 3 Counter (1) 3 (2) 3 PIU JM/RT 6.4

Sketch



North

JM/RT

Field Person



Interval  15 MIN  60 MIN  
 Count(volume)  Binned(CL/SP)  
 Speed Lane No  1  2

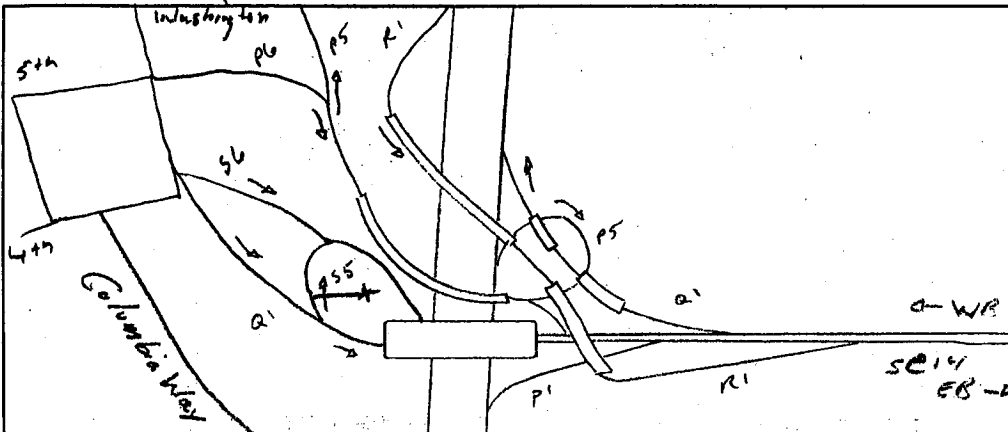
Direction CH #1 LANE 3 OF 3  
 Direction CH #2 \_\_\_\_\_  
 Data Hog # 7063

Counter No. 261543 Count ID 07-001  
 SR 14 RRT/RRQ ~~550014~~ MP 0.39  
0.00  
 Leg 2 Direction WB OSID \_\_\_\_\_

Station Description ON SR 5 SB on ramp from SR 14  
ON SR 14 E/O SR 5 I/C

Date	Day	Time	Comments
6/25/07	2	1157	Manual (1) <u>5</u> (2) _____ Counter (1) <u>5</u> (2) _____ Set o.k. Jim IRT 6.3
6/26	3	0938	Manual (1) _____ (2) _____ Counter (1) _____ (2) _____ Double counting a lot of vehicles due to bumper to bumper traffic moving very slow 50/40 50/50 when traffic is moving fast 6.3
6/27	4	0947	Manual (1) <u>30</u> (2) _____ Counter (1) <u>34</u> (2) _____ $\Delta C = 4$ check o.k. Jim IRT 6.3
6/28	5	0545	Manual (1) <u>4</u> (2) _____ Counter (1) <u>4</u> (2) _____ check o.k. Jim IRT 6.6
6/29	6	0724	Manual (1) <u>5</u> (2) _____ Counter (1) <u>10</u> (2) _____ $\Delta C = 5$ ok Jim IRT 6.0

Sketch



North

Jim IRT  
 Field Person



Interval  15 MIN       60 MIN  
 Count(volume)       Binned(CL/SP)  
 Speed      Lane No  1  2

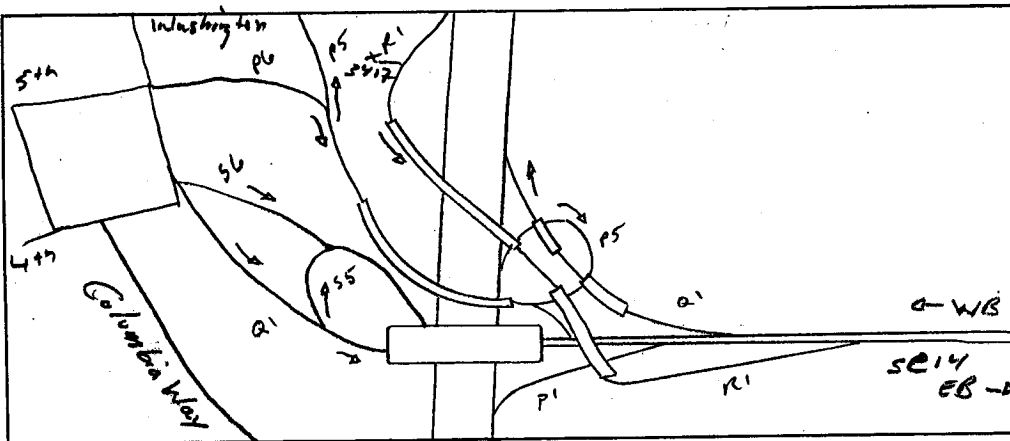
Direction CH #1 LANE 10F3  
 Direction CH #2 \_\_\_\_\_  
 Data Hog # 7063

Counter No. 76 3417      Count ID 07-001  
 SR 14      RRT/RRQ ~~21 000 79~~      MP 0.39  
 Leg 2      Direction ~~SB~~ EB      OSID \_\_\_\_\_

Station Description \_ ON SR 5 SB off ramp to SR 14  
ON SR 14 E/O SR 5 I/C

Date	Day	Time	Comments
6/25/07	2	1138	Manual (1) <u>2</u> (2) _____ Counter (1) <u>2</u> (2) _____ Set o.k. JM/RT 6.4
6/26	3	0824	Manual (1) <u>40</u> (2) _____ Counter (1) <u>40</u> (2) _____ check o.k. JM/RT 6.3
6/27	4	1404	Manual (1) <u>50</u> (2) _____ Counter (1) <u>50</u> (2) _____ check o.k. JM/RT 6.3
6/28	5	1215	Manual (1) <u>50</u> (2) _____ Counter (1) <u>50</u> (2) _____ check o.k. JM/RT 6.3
6/29	6	0644	Manual (1) <u>3</u> (2) _____ Counter (1) <u>3</u> (2) _____ Plu JM/RT 6.3

Sketch



JM/RT  
Field Person



Interval  15 MIN       60 MIN  
 Count(volume)       Binned(CL/SP)  
 Speed      Lane No  1  2

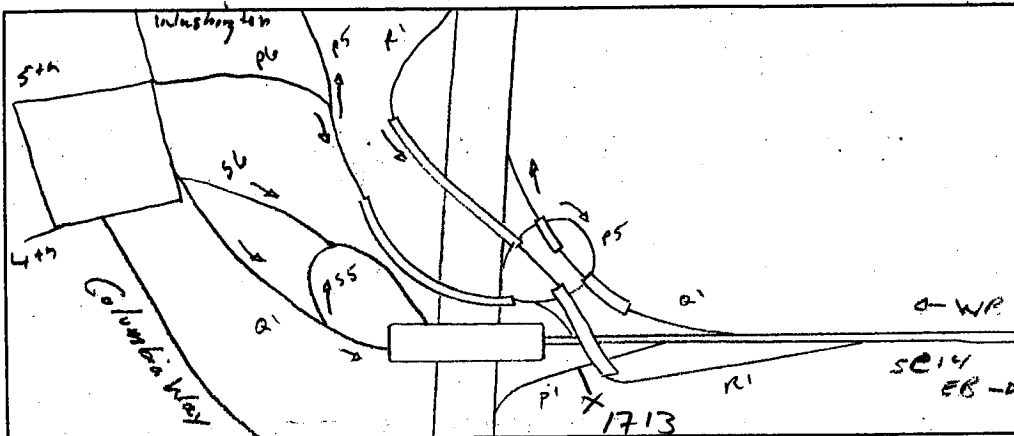
Direction CH #1 LANE 2 OF 3  
 Direction CH #2 \_\_\_\_\_  
 Data Hog # 7063

Counter No. 26 1713      Count ID 07-001  
 SR 14      RRT/RRQ P1 00028      MP 0700  
EB  
 Leg 2      Direction NB      OSID \_\_\_\_\_

Station Description - ON SR 5 NB off ramp to SR 14  
ON SR 14 E/O SR 5 I/C

Date	Day	Time	Comments
6/25/07	2	1212	Manual (1) <u>2</u> (2) _____ Counter (1) <u>2</u> (2) _____ Set o.k. Jim IRT 6.4
6/26	3	1000	Manual (1) <u>50</u> (2) _____ Counter (1) <u>50</u> (2) _____ tube up/fixed @ 1001 check o.k. Jim IRT 6.3
6/27	4	1203	Manual (1) <u>41</u> (2) _____ Counter (1) <u>41</u> (2) _____ check o.k. Jim IRT 6.3
6/28	5	1309	Manual (1) <u>10</u> (2) _____ Counter (1) <u>10</u> (2) _____ check o.k. Jim IRT 6.3
6/29	6	0836	Manual (1) <u>2</u> (2) _____ Counter (1) <u>2</u> (2) _____ PIV Jim IRT 6.3

Sketch



Jim IRT  
Field Person



Interval  15 MIN     60 MIN  
 Count(volume)     Binned(CL/SP)  
 Speed    Lane No  1  2

---

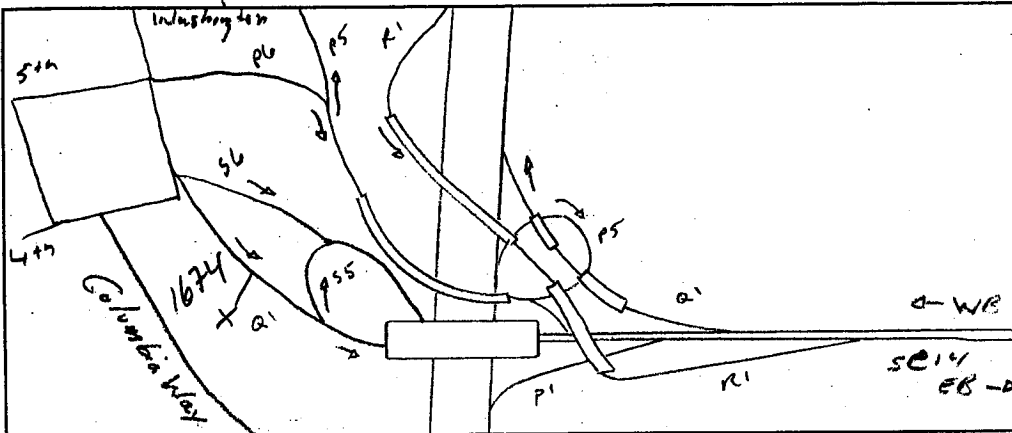
Direction CH #1 LANE 3 OF 3  
 Direction CH #2 \_\_\_\_\_  
 Data Hog # 7063

Counter No. 26 1674    Count ID 07-001  
 SR 14 RRT/RRQ ~~01 000 00~~    MP 0.39  
~~0.00~~  
 Leg 2    Direction EB    OSID \_\_\_\_\_

Station Description \_ ON SR 14 EB onramp from Washington St.  
ON SR 14 E/O SR 5 I/C

Date	Day	Time	Comments
6/25/07	2	1150	Manual (1) <u>2</u> (2) Counter (1) <u>2</u> (2)  set o.k. JM IRT 6.7
6/26	3	0932	Manual (1) <u>14</u> (2) Counter (1) <u>14</u> (2)  check o.k. JM 6.6
6/27	4	0940	Manual (1) <u>5</u> (2) Counter (1) <u>5</u> (2)  check o.k. JM IRT 6.6
6/28	5	0550	Manual (1) <u>2</u> (2) Counter (1) <u>2</u> (2)  check o.k. JM IRT 6.6
6/29	6	0719	Manual (1) <u>1</u> (2) Counter (1) <u>1</u> (2)  P/U JM IRT 6.5

Sketch



Field Person JM IRT

SR 014 MP 000.39 OFF SYSTEM ID. LEG 2 DIRECTION OF TRAFFIC WESTBOUND LANE 1 OF 3

COUNT IDENTIFIER 07-001 COUNTER NUMBER 263051 DESCRIPTION: ON SR 14 E/O SR 5 I/C

06/25/07	MONDAY	AM HOURS												PM HOURS												DAILY TOTAL
		1	2	3	4	5	6	7	8	9	10	11	12	1	2	3	4	5	6	7	8	9	10	11	12	
00-15	12	1	2	3	4	5	6	7	8	9	10	11	12	1	2	3	4	5	6	7	8	9	10	11	12	
15-30	1	2	3	4	5	6	7	8	9	10	11	12	1	2	3	4	5	6	7	8	9	10	11	12		
30-45																										
45-00																										
HOUR																										
TOT	163	69	66	83	86	274	718	1042	927	766	671	763	794	842	969	1215	1264	1396	875	613	559	459	333	260	15207	

AM PEAK HOUR 0000 TO 0000 VOLUME 0  
PM PEAK HOUR 0445 TO 0545 VOLUME 1416  
AM TOTAL 7673  
PM TOTAL 7673

06/26/07	TUESDAY	AM HOURS												PM HOURS												DAILY TOTAL
		1	2	3	4	5	6	7	8	9	10	11	12	1	2	3	4	5	6	7	8	9	10	11	12	
00-15	12	1	2	3	4	5	6	7	8	9	10	11	12	1	2	3	4	5	6	7	8	9	10	11	12	
15-30	1	2	3	4	5	6	7	8	9	10	11	12	1	2	3	4	5	6	7	8	9	10	11	12		
30-45																										
45-00																										
HOUR																										
TOT	167	55	79	74	113	244	673	1080	1042	860	650	777	792	831	945	1130	1243	1379	921	601	512	485	357	226	15236	

AM PEAK HOUR 0730 TO 0830 VOLUME 1227  
PM PEAK HOUR 0445 TO 0545 VOLUME 1398  
AM TOTAL 5814  
PM TOTAL 9422

06/27/07	WEDNESDAY	AM HOURS												PM HOURS												DAILY TOTAL
		1	2	3	4	5	6	7	8	9	10	11	12	1	2	3	4	5	6	7	8	9	10	11	12	
00-15	12	1	2	3	4	5	6	7	8	9	10	11	12	1	2	3	4	5	6	7	8	9	10	11	12	
15-30	1	2	3	4	5	6	7	8	9	10	11	12	1	2	3	4	5	6	7	8	9	10	11	12		
30-45																										
45-00																										
HOUR																										
TOT	163	69	66	83	86	274	718	1042	927	766	671	763	794	842	969	1215	1264	1396	875	613	559	459	333	260	15207	

AM PEAK HOUR 0715 TO 0815 VOLUME 1124  
PM PEAK HOUR 0500 TO 0600 VOLUME 1396  
AM TOTAL 5628  
PM TOTAL 9579

SR 014 MP 000.39 OFF SYSTEM ID. LEG 2 DIRECTION OF TRAFFIC WESTBOUND LANE 1 OF 3

COUNT IDENTIFIER 07-001 COUNTER NUMBER 263051 DESCRIPTION: ON SR 14 E/O SR 5 I/C

06/28/07	THURSDAY	AM HOURS												DAILY TOTAL										
		1	2	3	4	5	6	7	8	9	10	11	12											
00-15	62	26	25	17	26	36	87	164	222	178	181	165	209	265	245	260	256	323	266	177	126	121	77	61
15-30	37	25	23	10	22	56	166	235	209	187	151	175	194	275	261	287	280	354	236	169	109	113	88	66
30-45	25	21	19	20	27	80	206	302	212	200	149	183	183	310	299	306	303	315	191	174	106	90	67	67
45-00	31	25	15	25	40	114	194	313	261	231	190	201	231	297	287	292	313	307	186	135	122	95	49	41
TOT	155	97	82	72	115	286	653	1014	904	796	671	724	817	1147	1092	1145	1152	1279	879	655	463	419	281	235
									AM PEAK HOUR 0715 TO 0815 VOLUME							1072						AM TOTAL		5569
									PM PEAK HOUR 0445 TO 0545 VOLUME							1285						PM TOTAL		9564

06/29/07	FRIDAY	AM HOURS												DAILY TOTAL											
		1	2	3	4	5	6	7	8	9	10	11	12												
00-15	68	26	11	12	19	34	95	147																	
15-30	32	39	18	15	26	44	124	209																	
30-45	27	25	11	24	19	75	175																		
45-00	31	14	17	18	31	97	204																		
TOT	158	104	57	69	95	250	598	356																	
									AM PEAK HOUR 0630 TO 0730 VOLUME							735							AM TOTAL		1687
									PM PEAK HOUR 0000 TO 0000 VOLUME							0							PM TOTAL		0



SR 014 MP 000.39 OFF SYSTEM ID. LEG 2 DIRECTION OF TRAFFIC WESTBOUND LANE 2 OF 3

COUNT IDENTIFIER 07-001 COUNTER NUMBER 266475 \* DESCRIPTION: ON SR 14 E/O SR 5 I/C

COUNT	06/25/07 MONDAY AM HOURS												DAILY TOTAL												
	1	2	3	4	5	6	7	8	9	10	11	12													
00-15	1	2	3	4	5	6	7	8	9	10	11	12	1	2	3	4	5	6	7	8	9	10	11	12	0
15-30	1	2	3	4	5	6	7	8	9	10	11	12	98	100	71	88	60	45	26	16	20	13	11	11	10
30-45	1	2	3	4	5	6	7	8	9	10	11	12	78	77	61	72	83	39	31	33	24	21	10	10	10
45-00	1	2	3	4	5	6	7	8	9	10	11	12	90	79	81	73	58	31	27	14	18	14	11	11	10
TOT	190	337	352	303	318	253	155	109	86	77	67	42	2289												2289

COUNT	06/26/07 TUESDAY AM HOURS												DAILY TOTAL												
	1	2	3	4	5	6	7	8	9	10	11	12													
00-15	1	2	3	4	5	6	7	8	9	10	11	12	1	2	3	4	5	6	7	8	9	10	11	12	0
15-30	1	2	3	4	5	6	7	8	9	10	11	12	51	160	233	163	108	94	104	106	89	76	74	59	7
30-45	1	2	3	4	5	6	7	8	9	10	11	12	200	238	227	148	130	84	94	80	80	70	91	69	12
45-00	1	2	3	4	5	6	7	8	9	10	11	12	163	252	207	150	96	120	84	99	70	90	80	83	14
TOT	17	11	18	16	26	95	565	966	891	607	427	436	374	386	326	301	323	262	177	115	92	77	53	44	

COUNT	06/27/07 WEDNESDAY AM HOURS												DAILY TOTAL												
	1	2	3	4	5	6	7	8	9	10	11	12													
00-15	1	2	3	4	5	6	7	8	9	10	11	12	1	2	3	4	5	6	7	8	9	10	11	12	0
15-30	1	2	3	4	5	6	7	8	9	10	11	12	30	148	164	95	62	78	90	88	92	87	63	74	20
30-45	1	2	3	4	5	6	7	8	9	10	11	12	172	234	151	92	80	89	92	100	91	78	84	66	15
45-00	1	2	3	4	5	6	7	8	9	10	11	12	180	238	150	75	64	74	84	105	79	75	77	61	12
TOT	23	18	14	7	26	97	564	943	614	372	288	354	383	399	342	333	297	272	183	119	112	83	48	5933	

AM PEAK HOUR 0715 TO 0815 VOLUME 959  
 PM PEAK HOUR 1245 TO 0145 VOLUME 410

AM PEAK HOUR 0715 TO 0815 VOLUME 1039  
 PM PEAK HOUR 1245 TO 0145 VOLUME 401

SR 014 MP 000.39 OFF SYSTEM ID. LEG 2 DIRECTION OF TRAFFIC WESTBOUND LANE 2 OF 3

COUNT IDENTIFIER 07-001 COUNTER NUMBER 266475 \* DESCRIPTION: ON SR 14 E/O SR 5 I/C

06/28/07	THURSDAY												DAILY TOTAL	
	AM HOURS						PM HOURS							
00-15	12	1	2	3	4	5	6	7	8	9	10	11	12	
12	1	2	3	4	5	6	7	8	9	10	11	12	1	
15-30	5	4	2	2	2	9	143	87	86	74	90	159	112	
30-45	2	4	1	7	14	153	174	57	76	87	101	82	89	
45-00	4	5	3	1	24	192	149	72	83	84	177	76	82	
HOUR	4	3	3	4	39	130	127	165	95	91	155	160	82	
TOT	23	11	8	14	29	86	517	810	605	472	310	324	416	
														659
														822
														330
														294
														338
														280
														134
														98
														78
														47
														48
														6311

AM PEAK HOUR 0715 TO 0815 VOLUME 822  
PM PEAK HOUR 0100 TO 0200 VOLUME 659

06/29/07	FRIDAY												DAILY TOTAL	
	AM HOURS						PM HOURS							
00-15	12	1	2	3	4	5	6	7	8	9	10	11	12	
12	1	2	3	4	5	6	7	8	9	10	11	12	1	
15-30	7	3	8	1	2	4	28	87	74	90	159	112	89	
30-45	4	6	3	4	5	13	174	87	76	87	101	82	89	
45-00	11	11	1	3	8	36	149	72	83	84	177	76	82	
HOUR	11	6	4	6	9	42	116	95	91	155	160	82	85	
TOT	28	26	16	14	24	95	313	605	472	310	324	416	659	
														822
														659
														330
														294
														338
														280
														134
														98
														78
														47
														48
														6311

AM PEAK HOUR 0600 TO 0700 VOLUME 313  
PM PEAK HOUR 0000 TO 0000 VOLUME 0

AM TOTAL 516  
PM TOTAL 0

SR 014 MP 000.39 OFF SYSTEM ID. LEG 2 DIRECTION OF TRAFFIC WESTBOUND LANE 3 OF 3

COUNT IDENTIFIER 07-001 COUNTER NUMBER 261543 \* DESCRIPTION: ON SR 14 E/O SR 5 I/C

COUNT	IDENTIFIER	AM HOURS												PM HOURS	AM TOTAL	PM TOTAL	DAILY TOTAL												
		1	2	3	4	5	6	7	8	9	10	11	12																
06/25/07	MONDAY	12	1	2	3	4	5	6	7	8	9	10	11	12	1	2	3	4	5	6	7	8	9	10	11	12	1103	1029	15260
00-15		1	2	3	4	5	6	7	8	9	10	11	12	1	2	3	4	5	6	7	8	9	10	11	12	1103	1029	15260	
15-30		1	2	3	4	5	6	7	8	9	10	11	12	1	2	3	4	5	6	7	8	9	10	11	12	1103	1029	15260	
30-45		1	2	3	4	5	6	7	8	9	10	11	12	1	2	3	4	5	6	7	8	9	10	11	12	1103	1029	15260	
45-00		1	2	3	4	5	6	7	8	9	10	11	12	1	2	3	4	5	6	7	8	9	10	11	12	1103	1029	15260	
HOUR		1	2	3	4	5	6	7	8	9	10	11	12	1	2	3	4	5	6	7	8	9	10	11	12	1103	1029	15260	
TOT		83	60	68	117	267	923	934	867	868	871	935	994	941	907	897	892	928	994	772	529	416	448	351	198	6987	8273	15260	

COUNT	IDENTIFIER	AM HOURS												PM HOURS	AM TOTAL	PM TOTAL	DAILY TOTAL												
		1	2	3	4	5	6	7	8	9	10	11	12																
06/26/07	TUESDAY	12	1	2	3	4	5	6	7	8	9	10	11	12	1	2	3	4	5	6	7	8	9	10	11	12	1272	939	7554
00-15		1	2	3	4	5	6	7	8	9	10	11	12	1	2	3	4	5	6	7	8	9	10	11	12	1272	939	7554	
15-30		1	2	3	4	5	6	7	8	9	10	11	12	1	2	3	4	5	6	7	8	9	10	11	12	1272	939	7554	
30-45		1	2	3	4	5	6	7	8	9	10	11	12	1	2	3	4	5	6	7	8	9	10	11	12	1272	939	7554	
45-00		1	2	3	4	5	6	7	8	9	10	11	12	1	2	3	4	5	6	7	8	9	10	11	12	1272	939	7554	
HOUR		1	2	3	4	5	6	7	8	9	10	11	12	1	2	3	4	5	6	7	8	9	10	11	12	1272	939	7554	
TOT		91	59	74	106	279	936	1224	1037	885	1091	874	898	904	918	864	783	810	917	788	517	368	369	253	7554	7618	15172		

COUNT	IDENTIFIER	AM HOURS												PM HOURS	AM TOTAL	PM TOTAL	DAILY TOTAL												
		1	2	3	4	5	6	7	8	9	10	11	12																
06/27/07	WEDNESDAY	12	1	2	3	4	5	6	7	8	9	10	11	12	1	2	3	4	5	6	7	8	9	10	11	12	1103	1029	15260
00-15		1	2	3	4	5	6	7	8	9	10	11	12	1	2	3	4	5	6	7	8	9	10	11	12	1103	1029	15260	
15-30		1	2	3	4	5	6	7	8	9	10	11	12	1	2	3	4	5	6	7	8	9	10	11	12	1103	1029	15260	
30-45		1	2	3	4	5	6	7	8	9	10	11	12	1	2	3	4	5	6	7	8	9	10	11	12	1103	1029	15260	
45-00		1	2	3	4	5	6	7	8	9	10	11	12	1	2	3	4	5	6	7	8	9	10	11	12	1103	1029	15260	
HOUR		1	2	3	4	5	6	7	8	9	10	11	12	1	2	3	4	5	6	7	8	9	10	11	12	1103	1029	15260	
TOT		83	60	68	117	267	923	934	867	868	871	935	994	941	907	897	892	928	994	772	529	416	448	351	198	6987	8273	15260	

SR 014 MP 000.39 OFF SYSTEM ID. LEG 2 DIRECTION OF TRAFFIC WESTBOUND LANE 3 OF 3

COUNT IDENTIFIER 07-001 COUNTER NUMBER 261543 \* DESCRIPTION: ON SR 14 E/O SR 5 I/C

06/28/07	THURSDAY	AM HOURS												PM HOURS												DAILY TOTAL
		1	2	3	4	5	6	7	8	9	10	11	12	1	2	3	4	5	6	7	8	9	10	11	12	
12	1	2	3	4	5	6	7	8	9	10	11	12	1	2	3	4	5	6	7	8	9	10	11	12	14023	
94	77	62	112	252	897	971	861	921	839	904	888	832	670	865	829	789	743	772	559	382	316	260	128	6878		
		AM PEAK HOUR 0530 TO 0630 VOLUME 1117												PM PEAK HOUR 0430 TO 0530 VOLUME 869												AM TOTAL 7145

06/29/07	FRIDAY	AM HOURS												PM HOURS												DAILY TOTAL
		1	2	3	4	5	6	7	8	9	10	11	12	1	2	3	4	5	6	7	8	9	10	11	12	
12	1	2	3	4	5	6	7	8	9	10	11	12	1	2	3	4	5	6	7	8	9	10	11	12	2698	
80	64	86	109	221	807	1089	242																		2698	
		AM PEAK HOUR 0530 TO 0630 VOLUME 1116												PM PEAK HOUR 0000 TO 0000 VOLUME 0												AM TOTAL 2698

SR 014 MP 000.39 OFF SYSTEM ID. LEG 2 DIRECTION OF TRAFFIC WESTBOUND LANE 123 OF 3

COUNT IDENTIFIER 07-001 COUNTER NUMBER 261543 \* DESCRIPTION: ON SR 14 E/O SR 5 I/C

COUNT	06/25/07 MONDAY												DAILY TOTAL	
	1	2	3	4	5	6	7	8	9	10	11	12		
00-15														
15-30	12	1	2	3	4	5	6	7	8	9	10	11	12	
30-45	1	2	3	4	5	6	7	8	9	10	11	12		
45-00														
TOT	12	1	2	3	4	5	6	7	8	9	10	11	12	15505

AM PEAK HOUR 0000 TO 0000 VOLUME 0  
 PM PEAK HOUR 0445 TO 0545 VOLUME 2614

COUNT	06/26/07 TUESDAY												DAILY TOTAL	
	1	2	3	4	5	6	7	8	9	10	11	12		
00-15														
15-30	12	1	2	3	4	5	6	7	8	9	10	11	12	
30-45	1	2	3	4	5	6	7	8	9	10	11	12		
45-00														
TOT	12	1	2	3	4	5	6	7	8	9	10	11	12	37013

AM PEAK HOUR 0715 TO 0815 VOLUME 3092  
 PM PEAK HOUR 0445 TO 0545 VOLUME 2626

COUNT	06/27/07 WEDNESDAY												DAILY TOTAL	
	1	2	3	4	5	6	7	8	9	10	11	12		
00-15														
15-30	12	1	2	3	4	5	6	7	8	9	10	11	12	
30-45	1	2	3	4	5	6	7	8	9	10	11	12		
45-00														
TOT	12	1	2	3	4	5	6	7	8	9	10	11	12	36400

AM PEAK HOUR 0715 TO 0815 VOLUME 2925  
 PM PEAK HOUR 0430 TO 0530 VOLUME 2706

SR 014 MP 000.39 OFF SYSTEM ID. LEG 2 DIRECTION OF TRAFFIC WESTBOUND LANE 123 OF 3

COUNT IDENTIFIER 07-001 COUNTER NUMBER 261543 \* DESCRIPTION: ON SR 14 E/O SR 5 I/C

06/28/07 THURSDAY	AM HOURS												PM HOURS												DAILY TOTAL
	1	2	3	4	5	6	7	8	9	10	11	12	1	2	3	4	5	6	7	8	9	10	11	12	
12	1	2	3	4	5	6	7	8	9	10	11	12	1	2	3	4	5	6	7	8	9	10	11	12	4303
TOT	272	185	152	198	396	1269	2141	2685	2430	2107	1885	1936	2065	2476	2337	2304	2235	2360	1931	1348	943	813	588	411	35467

AM PEAK HOUR 0715 TO 0815 VOLUME 2722  
 PM PEAK HOUR 0100 TO 0200 VOLUME 2476  
 AM TOTAL 15656  
 PM TOTAL 19811

06/29/07 FRIDAY	AM HOURS												PM HOURS												DAILY TOTAL
	1	2	3	4	5	6	7	8	9	10	11	12	1	2	3	4	5	6	7	8	9	10	11	12	
12	1	2	3	4	5	6	7	8	9	10	11	12	1	2	3	4	5	6	7	8	9	10	11	12	4303
TOT	266	194	159	192	340	1152	2000	2000	2000	2000	2000	2000	2000	2000	2000	2000	2000	2000	2000	2000	2000	2000	2000	2000	4303

06/25/07 THRU 06/29/07  
 TOTAL HOURS FOR COUNT 89

3 DAYS AVG WEEKDAY VOL 36293 X SEASONAL ADJ. FACTOR 0.8900 = 32301 X AXLE CORR FACTOR 0.9415 = ESTIMATED AVG DAILY TRAFFIC 30411

FACTOR GROUP P06  
 FACTOR GROUP GR-A2

SR 014 MP 000.39 OFF SYSTEM ID. LEG 2 DIRECTION OF TRAFFIC EASTBOUND LANE 1 OF 3

COUNT IDENTIFIER 07-001 COUNTER NUMBER 263417 DESCRIPTION: ON SR 14 E/O SR 5 I/C

06/25/07	MONDAY												DAILY TOTAL												
	AM HOURS																								
00-15	15-30	30-45	45-00	00-15	15-30	30-45	45-00	00-15	15-30	30-45	45-00	00-15	15-30	30-45	45-00	TOT									
12	1	2	3	4	5	6	7	8	9	10	11	12	1	2	3	4	5	6	7	8	9	10	11	12	234
1	2	3	4	5	6	7	8	9	10	11	12	1	2	3	4	5	6	7	8	9	10	11	12	234	
																	234								
																	922								
																	853								
																	950								
																	1073								
																	1177								
																	1239								
																	742								
																	557								
																	479								
																	380								
																	250								
																	149								
																	9005								

AM PEAK HOUR 0000 TO 0000 VOLUME 0  
PM PEAK HOUR 0430 TO 0530 VOLUME 1325

AM TOTAL 234  
PM TOTAL 8771

06/26/07	TUESDAY												DAILY TOTAL												
	AM HOURS																								
00-15	15-30	30-45	45-00	00-15	15-30	30-45	45-00	00-15	15-30	30-45	45-00	00-15	15-30	30-45	45-00	TOT									
12	1	2	3	4	5	6	7	8	9	10	11	12	1	2	3	4	5	6	7	8	9	10	11	12	4912
1	2	3	4	5	6	7	8	9	10	11	12	1	2	3	4	5	6	7	8	9	10	11	12	4912	
																	935								
																	800								
																	861								
																	935								
																	925								
																	913								
																	1032								
																	1108								
																	1164								
																	1263								
																	772								
																	520								
																	474								
																	448								
																	290								
																	171								
																	13992								

AM PEAK HOUR 1100 TO 1200 VOLUME 935  
PM PEAK HOUR 0430 TO 0530 VOLUME 1315

AM TOTAL 4912  
PM TOTAL 9080

06/27/07	WEDNESDAY												DAILY TOTAL												
	AM HOURS																								
00-15	15-30	30-45	45-00	00-15	15-30	30-45	45-00	00-15	15-30	30-45	45-00	00-15	15-30	30-45	45-00	TOT									
12	1	2	3	4	5	6	7	8	9	10	11	12	1	2	3	4	5	6	7	8	9	10	11	12	5185
1	2	3	4	5	6	7	8	9	10	11	12	1	2	3	4	5	6	7	8	9	10	11	12	5185	
																	943								
																	751								
																	762								
																	750								
																	943								
																	955								
																	879								
																	987								
																	1086								
																	1184								
																	1290								
																	804								
																	543								
																	252								
																	19								
																	19								
																	66								
																	13269								

AM PEAK HOUR 1100 TO 1200 VOLUME 943  
PM PEAK HOUR 0430 TO 0530 VOLUME 1322

AM TOTAL 5185  
PM TOTAL 8084

COUNT LOW

SR 014 MP 000.39 OFF SYSTEM ID. LEG 2 DIRECTION OF TRAFFIC EASTBOUND LANE 1 OF 3

COUNT IDENTIFIER 07-001 COUNTER NUMBER 263417 DESCRIPTION: ON SR 14 E/O SR 5 I/C

	06/28/07 THURSDAY					AM HOURS					PM HOURS					DAILY TOTAL									
	1	2	3	4	5	6	7	8	9	10	11	12	1	2	3	4	5	6	7	8	9	10	11	12	TOTAL
00-15	34	24	23	15	20	60	136	98	188	178	205	207	287	268	219	258	270	340	261	151	142	125	77	29	
15-30	19	25	9	13	48	129	130	106	175	192	187	260	229	211	237	225	254	328	209	148	119	100	83	48	
30-45	42	27	13	20	60	160	144	148	217	200	215	223	213	246	231	268	294	280	165	113	116	88	34	34	
45-00	27	16	10	17	61	162	143	142	196	237	214	246	241	212	281	272	277	282	157	141	105	80	46	30	
TOT	122	92	55	65	189	511	553	494	776	807	821	936	970	937	968	1023	1095	1230	792	553	482	393	258	141	14263

AM PEAK HOUR 1100 TO 1200 VOLUME 936  
PM PEAK HOUR 0430 TO 0530 VOLUME 1239

	06/29/07 FRIDAY					AM HOURS					PM HOURS					DAILY TOTAL									
	1	2	3	4	5	6	7	8	9	10	11	12	1	2	3	4	5	6	7	8	9	10	11	12	TOTAL
00-15	12	1	2	3	4	5	6	7	8	9	10	11	12	1	2	3	4	5	6	7	8	9	10	11	TOTAL
15-30	36	16	17	8	16	74	145																		
30-45	22	13	10	16	46	126	137																		
45-00	23	16	7	17	52	123																			
TOT	103	61	49	59	170	463	282																		1187

AM PEAK HOUR 0530 TO 0630 VOLUME 545  
PM PEAK HOUR 0000 TO 0000 VOLUME 0

AM TOTAL 1187  
PM TOTAL 0



SR 014 MP 000.39 OFF SYSTEM ID. LEG 2 DIRECTION OF TRAFFIC EASTBOUND LANE 2 OF 3

COUNT IDENTIFIER 07-001 COUNTER NUMBER 261713 \* DESCRIPTION: ON SR 14 E/O SR 5 I/C

06/25/07 MONDAY	AM HOURS												PM HOURS												DAILY TOTAL
	1	2	3	4	5	6	7	8	9	10	11	12	1	2	3	4	5	6	7	8	9	10	11	12	
12	1	2	3	4	5	6	7	8	9	10	11	12	1	2	3	4	5	6	7	8	9	10	11	12	9829
TOT	12	12	12	12	12	12	12	12	12	12	12	12	12	12	12	12	12	12	12	12	12	12	12	12	9829

AM PEAK HOUR 0000 TO 0000 VOLUME 0  
PM PEAK HOUR 0230 TO 0330 VOLUME 1139  
AM TOTAL 9829  
PM TOTAL 0

06/26/07 TUESDAY	AM HOURS												PM HOURS												DAILY TOTAL
	1	2	3	4	5	6	7	8	9	10	11	12	1	2	3	4	5	6	7	8	9	10	11	12	
12	1	2	3	4	5	6	7	8	9	10	11	12	1	2	3	4	5	6	7	8	9	10	11	12	12247
TOT	144	107	17	17	17	17	17	17	17	17	17	17	17	17	17	17	17	17	17	17	17	17	17	17	12247

AM PEAK HOUR 1100 TO 1200 VOLUME 859  
PM PEAK HOUR 0445 TO 0545 VOLUME 1165  
AM TOTAL 1811  
PM TOTAL 10436

06/27/07 WEDNESDAY	AM HOURS												PM HOURS												DAILY TOTAL
	1	2	3	4	5	6	7	8	9	10	11	12	1	2	3	4	5	6	7	8	9	10	11	12	
12	1	2	3	4	5	6	7	8	9	10	11	12	1	2	3	4	5	6	7	8	9	10	11	12	15854
TOT	167	124	115	79	98	211	523	735	750	692	744	790	1011	1081	1157	1151	1149	1100	1093	872	825	693	399	295	15854

AM PEAK HOUR 0730 TO 0830 VOLUME 813  
PM PEAK HOUR 0415 TO 0515 VOLUME 1165  
AM TOTAL 5028  
PM TOTAL 10826

TUBE UP

SR 014 MP 000.39 OFF SYSTEM ID. LEG 2 DIRECTION OF TRAFFIC EASTBOUND LANE 2 OF 3

COUNT IDENTIFIER 07-001 COUNTER NUMBER 261713 \* DESCRIPTION: ON SR 14 E/O SR 5 I/C

06/28/07 THURSDAY	AM HOURS												PM HOURS												DAILY TOTAL	
	1	2	3	4	5	6	7	8	9	10	11	12	1	2	3	4	5	6	7	8	9	10	11	12		
00-15	12	1	2	3	4	5	6	7	8	9	10	11	12	1	2	3	4	5	6	7	8	9	10	11	12	85
15-30	1	2	3	4	5	6	7	8	9	10	11	12	1	2	3	4	5	6	7	8	9	10	11	12	85	
30-45	45	27	27	11	22	28	82	159	183	184	148	195	218	56	236	240	275	306	275	254	231	150	134	85		
45-00	54	30	22	26	31	41	113	173	155	146	211	217	250	51	253	222	283	266	223	253	172	189	119	76		
TOT	46	24	28	20	17	48	152	210	163	132	175	221	83	96	221	244	242	264	286	222	176	146	119	85		
	36	19	15	20	35	72	124	215	162	176	217	192	32	110	224	267	301	243	266	222	159	163	101	59		
TOT	181	100	92	77	105	189	471	757	663	638	751	825	583	313	934	973	1101	1079	1050	951	738	648	473	305	13997	

AM PEAK HOUR 1045 TO 1145 VOLUME 850 AM TOTAL 4849  
 PM PEAK HOUR 0445 TO 0545 VOLUME 1137 PM TOTAL 9148

*Count Low*

06/29/07 FRIDAY	AM HOURS												PM HOURS												DAILY TOTAL	
	1	2	3	4	5	6	7	8	9	10	11	12	1	2	3	4	5	6	7	8	9	10	11	12		
00-15	12	1	2	3	4	5	6	7	8	9	10	11	12	1	2	3	4	5	6	7	8	9	10	11	12	2278
15-30	1	2	3	4	5	6	7	8	9	10	11	12	1	2	3	4	5	6	7	8	9	10	11	12	0	
30-45	66	23	40	21	19	23	76	152	167	167	159	159	159	159	159	159	159	159	159	159	159	159	159	159	159	159
45-00	51	34	27	15	17	44	101	174	159	159	159	159	159	159	159	159	159	159	159	159	159	159	159	159	159	
TOT	33	25	36	23	20	58	141	212	159	159	159	159	159	159	159	159	159	159	159	159	159	159	159	159	159	
	26	30	22	22	30	66	145	180	159	159	159	159	159	159	159	159	159	159	159	159	159	159	159	159	159	
TOT	176	112	125	81	86	191	463	718	326	326	326	326	326	326	326	326	326	326	326	326	326	326	326	326	326	

AM PEAK HOUR 0715 TO 0815 VOLUME 733 AM TOTAL 2278  
 PM PEAK HOUR 0000 TO 0000 VOLUME 0 PM TOTAL 0

SR 014 MP 000.39 OFF SYSTEM ID. LEG 2 DIRECTION OF TRAFFIC EASTBOUND LANE 3 OF 3

COUNT IDENTIFIER 07-001 COUNTER NUMBER 261674 \* DESCRIPTION: ON SR 14 E/O SR 5 I/C

06/25/07 MONDAY	AM HOURS												PM HOURS												DAILY TOTAL										
	1	2	3	4	5	6	7	8	9	10	11	12	1	2	3	4	5	6	7	8	9	10	11	12											
12	1	2	3	4	5	6	7	8	9	10	11	12	1	2	3	4	5	6	7	8	9	10	11	12	2797										
TOT	252												247												276	350	457	602	219	127	80	93	56	38	2797

AM PEAK HOUR 0000 TO 0000 VOLUME 0  
 PM PEAK HOUR 0430 TO 0530 VOLUME 654  
 AM TOTAL 2797  
 PM TOTAL 0

06/26/07 TUESDAY	AM HOURS												PM HOURS												DAILY TOTAL														
	1	2	3	4	5	6	7	8	9	10	11	12	1	2	3	4	5	6	7	8	9	10	11	12															
12	1	2	3	4	5	6	7	8	9	10	11	12	1	2	3	4	5	6	7	8	9	10	11	12	4547														
TOT	260												185												211	289	263	253	327	346	466	671	231	140	115	107	80	48	4547

AM PEAK HOUR 0730 TO 0830 VOLUME 300  
 PM PEAK HOUR 0430 TO 0530 VOLUME 717  
 AM TOTAL 1500  
 PM TOTAL 3047

06/27/07 WEDNESDAY	AM HOURS												PM HOURS												DAILY TOTAL														
	1	2	3	4	5	6	7	8	9	10	11	12	1	2	3	4	5	6	7	8	9	10	11	12															
12	1	2	3	4	5	6	7	8	9	10	11	12	1	2	3	4	5	6	7	8	9	10	11	12	4644														
TOT	186												165												196	298	277	262	277	353	516	595	227	118	172	242	144	80	4644

AM PEAK HOUR 1100 TO 1200 VOLUME 298  
 PM PEAK HOUR 0445 TO 0545 VOLUME 632  
 AM TOTAL 1381  
 PM TOTAL 3263

SR 014 MP 000.39 OFF SYSTEM ID. LEG 2 DIRECTION OF TRAFFIC EASTBOUND LANE 3 OF 3

COUNT IDENTIFIER 07-001 COUNTER NUMBER 261674 \* DESCRIPTION: ON SR 14 E/O SR 5 I/C

06/28/07	THURSDAY	AM HOURS												PM HOURS	DAILY TOTAL												
		1	2	3	4	5	6	7	8	9	10	11	12														
00-15	8	5	4	3	2	8	47	52	45	51	87	74	64	108	106	271	93	38	21	24	21	21					
15-30	15	5	3	3	1	10	41	43	44	66	68	69	64	84	102	134	48	35	30	38	27	12					
30-45	5	4	2	2	2	12	48	48	48	52	62	79	80	107	122	102	42	28	21	29	4	10					
45-00	3	1	5	6	4	14	33	44	60	64	63	98	79	95	103	88	50	20	30	30	14	15					
TOT	31	15	13	14	9	44	124	254	169	187	197	233	280	320	287	394	433	595	233	121	102	66	58				
		AM PEAK HOUR 0700 TO 0800 VOLUME 254												PM PEAK HOUR 0430 TO 0530 VOLUME 630												AM TOTAL 1290	
		PM PEAK HOUR 0615 TO 0715 VOLUME 135												PM PEAK HOUR 0000 TO 0000 VOLUME 0												PM TOTAL 3010	
		DAILY TOTAL 4300																									

06/29/07	FRIDAY	AM HOURS												PM HOURS	DAILY TOTAL												
		1	2	3	4	5	6	7	8	9	10	11	12														
00-15	12	1	2	3	4	5	6	7	8	9	10	11	12	1	2	3	4	5	6	7	8	9	10	11			
15-30	12	2	3	4	5	6	7	8	9	10	11	12	1	2	3	4	5	6	7	8	9	10	11	12			
30-45	1	2	3	4	5	6	7	8	9	10	11	12	1	2	3	4	5	6	7	8	9	10	11	12			
45-00	1	2	3	4	5	6	7	8	9	10	11	12	1	2	3	4	5	6	7	8	9	10	11	12			
TOT	51	36	22	12	18	50	107	46	135	135	135	135	135	135	135	135	135	135	135	135	135	135	135	135			
		AM PEAK HOUR 0615 TO 0715 VOLUME 135												PM PEAK HOUR 0000 TO 0000 VOLUME 0												AM TOTAL 342	
		PM PEAK HOUR 0000 TO 0000 VOLUME 0												PM TOTAL 0												DAILY TOTAL 342	

SR 014 MP 000.39 OFF SYSTEM ID. LEG 2 DIRECTION OF TRAFFIC EASTBOUND LANE 123 OF 3

COUNT IDENTIFIER 07-001 COUNTER NUMBER 261674 \* DESCRIPTION: ON SR 14 E/O SR 5 I/C

06/25/07	MONDAY	AM HOURS												PM HOURS												AM TOTAL	PM TOTAL	DAILY TOTAL
00-15	12	1	2	3	4	5	6	7	8	9	10	11	12	1	2	3	4	5	6	7	8	9	10	11	12	TOTAL		
89	60	45	35	46	121	239	301	443	400	402	476	522	551	590	629	747	934	597	415	333	279	172	109	120	120	120	121	
74	61	46	39	72	152	293	387	427	374	408	494	555	600	578	617	688	713	524	418	321	241	147	120	115	115	120	120	
65	43	52	52	76	228	337	414	428	405	435	494	565	537	621	678	723	706	536	347	306	243	114	97	97	97	98	98	
49	44	45	24	84	260	327	407	389	440	445	567	601	534	652	666	691	632	467	353	289	191	129	97	97	97	98	98	
TOT	277	208	188	150	278	761	1196	1509	1687	1619	1690	2031	2243	2222	2421	2590	2849	2985	2124	1533	1249	954	562	441	441	441	430	21075

AM PEAK HOUR 0000 TO 0000 VOLUME 0  
 PM PEAK HOUR 0430 TO 0530 VOLUME 3028

06/26/07	TUESDAY	AM HOURS												PM HOURS												AM TOTAL	PM TOTAL	DAILY TOTAL
00-15	12	1	2	3	4	5	6	7	8	9	10	11	12	1	2	3	4	5	6	7	8	9	10	11	12	TOTAL		
82	54	39	39	407	474	504	574	602	605	687	987	549	445	310	338	235	131	131	131	131	131	131	131	131	131	131	131	
15-30	66	51	38	463	507	539	545	568	547	665	772	568	441	321	287	210	133	133	133	133	133	133	133	133	133	133	133	133
30-45	56	39	13	436	557	581	559	660	711	715	695	491	356	309	309	178	111	111	111	111	111	111	111	111	111	111	111	111
45-00	47	45	17	450	545	573	564	635	619	713	625	448	316	298	254	151	110	110	110	110	110	110	110	110	110	110	110	110
TOT	251	189	107	1756	2083	2197	2242	2465	2482	2780	3079	2056	1558	1257	1188	774	485	485	485	485	485	485	485	485	485	485	485	485

TUBE UP LANE 203-3  
 AM PEAK HOUR 1100 TO 1200 VOLUME 2083  
 PM PEAK HOUR 0430 TO 0530 VOLUME 3187

06/27/07	WEDNESDAY	AM HOURS												PM HOURS												AM TOTAL	PM TOTAL	DAILY TOTAL
00-15	12	1	2	3	4	5	6	7	8	9	10	11	12	1	2	3	4	5	6	7	8	9	10	11	12	TOTAL		
89	60	45	35	46	121	239	301	443	400	402	476	522	551	590	629	747	934	597	415	333	279	172	109	120	120	120	121	
74	61	46	39	72	152	293	387	427	374	408	494	555	600	578	617	688	713	524	418	321	241	147	120	115	115	120	120	
65	43	52	52	76	228	337	414	428	405	435	494	565	537	621	678	723	706	536	347	306	243	114	97	97	97	98	98	
49	44	45	24	84	260	327	407	389	440	445	567	601	534	652	666	691	632	467	353	289	191	129	97	97	97	98	98	
TOT	277	208	188	150	278	761	1196	1509	1687	1619	1690	2031	2243	2222	2421	2590	2849	2985	2124	1533	1249	954	562	441	441	441	430	21075

AM PEAK HOUR 1100 TO 1200 VOLUME 2031  
 PM PEAK HOUR 0430 TO 0530 VOLUME 3061

Count Low  
 Lane 102-3

29028

4386  
 22563

SR 014 MP 000.39 OFF SYSTEM ID. LEG 2 DIRECTION OF TRAFFIC EASTBOUND LANE 123 OF 3

COUNT IDENTIFIER 07-001 COUNTER NUMBER 261674 \* DESCRIPTION: ON SR 14 E/O SR 5 I/C

06/28/07 THURSDAY	AM HOURS	PM HOURS	DAILY TOTAL
12	1	2	3
1	2	3	4
2	3	4	5
3	4	5	6
4	5	6	7
5	6	7	8
6	7	8	9
7	8	9	10
8	9	10	11
9	10	11	12
10	11	12	TOTAL
11	12		
12			
TOT	334	207	541

AM PEAK HOUR 1100 TO 1200 VOLUME 1994  
 PM PEAK HOUR 0430 TO 0530 VOLUME 2984  
 AM TOTAL 11560  
 PM TOTAL 2700

06/29/07 FRIDAY	AM HOURS	PM HOURS	DAILY TOTAL
12	1	2	3
1	2	3	4
2	3	4	5
3	4	5	6
4	5	6	7
5	6	7	8
6	7	8	9
7	8	9	10
8	9	10	11
9	10	11	12
10	11	12	TOTAL
11	12		
12			
TOT	330	209	539

AM PEAK HOUR 0530 TO 0630 VOLUME 912  
 PM PEAK HOUR 0000 TO 0000 VOLUME 0  
 AM TOTAL 2362  
 PM TOTAL 0

06/25/07 THRU 06/29/07  
 TOTAL HOURS FOR COUNT 82

2 DAYS 34281 FACTOR GROUP P06 30510 FACTOR GROUP GR-A2  
 AVG WEEKDAY VOL 33164 X SEASONAL ADJ. FACTOR 0.8900 = 29516 X AXLE CORR FACTOR 0.9415 = ESTIMATED AVG DAILY TRAFFIC 27789

CNT LOW LANE 2083

SMID

28725

SR 014 MP 000.39 OFF SYSTEM ID. LEG 2 DIRECTION OF TRAFFIC BOTH WAYS LANE ALL OF

COUNT IDENTIFIER 07-001 COUNTER NUMBER 261674 \* DESCRIPTION: ON SR 14 E/O SR 5 I/C

06/25/07	MONDAY	AM HOURS	PM HOURS	AM TOTAL	PM TOTAL	DAILY TOTAL
00-15	12	1	2	1089	1186	2275
15-30	1	3	4	1078	1160	2238
30-45	1	5	6	1162	1205	2367
45-00	1	7	8	1034	1199	2233
HOUR	1	9	10	1034	1199	2233
TOT	1	11	12	1034	1199	2233
				1034	4528	5562

06/26/07	TUESDAY	AM HOURS	PM HOURS	AM TOTAL	PM TOTAL	DAILY TOTAL
00-15	12	1	2	881	920	1801
15-30	1	3	4	968	1080	2048
30-45	1	5	6	945	1100	2045
45-00	1	7	8	913	1094	2007
HOUR	1	9	10	913	1094	2007
TOT	1	11	12	913	1094	2007
				3707	4194	7901

Tube UP EB LANE 20F3

06/27/07	WEDNESDAY	AM HOURS	PM HOURS	AM TOTAL	PM TOTAL	DAILY TOTAL
00-15	12	1	2	546	355	901
15-30	1	3	4	546	355	901
30-45	1	5	6	546	355	901
45-00	1	7	8	546	355	901
HOUR	1	9	10	546	355	901
TOT	1	11	12	546	355	901
				546	355	901

CNT LOW EB LANE 10F3

AM PEAK HOUR 0715 TO 0815 VOLUME 4576  
PM PEAK HOUR 0430 TO 0530 VOLUME 5767  
**60858**

AM PEAK HOUR 1100 TO 1200 VOLUME 4194  
PM PEAK HOUR 0445 TO 0545 VOLUME 5793  
**42133**

AM TOTAL 27529  
PM TOTAL 42638

SR 014 MP 000.39 OFF SYSTEM ID. LEG 2 DIRECTION OF TRAFFIC BOTH WAYS LANE ALL OF

COUNT IDENTIFIER 07-001 COUNTER NUMBER 261674 \* DESCRIPTION: ON SR 14 E/O SR 5 I/C

06/28/07 THURSDAY	AM HOURS												DAILY TOTAL
	1	2	3	4	5	6	7	8	9	10	11	12	
12	1	2	3	4	5	6	7	8	9	10	11	12	398
1	2	3	4	5	6	7	8	9	10	11	12	1	256
186	107	97	71	107	250	669	859	1008	901	892	916	1122	398
15-30	158	101	73	72	157	460	990	989	862	880	1017	1064	403
30-45	143	100	84	97	198	605	945	1157	1036	900	849	1053	323
45-00	119	84	58	114	237	698	857	1184	1005	1076	996	863	232
HOUR	84	58	114	237	698	857	1184	1005	1076	996	863	1091	175
TOT	606	392	312	354	699	2013	3289	4190	4038	3739	3654	3930	261
													915

AM PEAK HOUR 0715 TO 0815 VOLUME 4339  
 PM PEAK HOUR 0445 TO 0545 VOLUME 5426  
 AM PEAK HOUR 0530 TO 0630 VOLUME 2577  
 PM PEAK HOUR 0000 TO 0000 VOLUME 0

LANE 2053

AM TOTAL 27216  
 PM TOTAL 40811

06/29/07 FRIDAY	AM HOURS												DAILY TOTAL
	1	2	3	4	5	6	7	8	9	10	11	12	
12	1	2	3	4	5	6	7	8	9	10	11	12	5551
1	2	3	4	5	6	7	8	9	10	11	12	1	5551
210	87	109	78	88	257	636	859	1008	901	892	916	1122	5551
15-30	147	116	86	73	141	405	990	989	862	880	1017	1064	403
30-45	114	109	72	101	178	560	945	1157	1036	900	849	1053	323
45-00	125	91	88	92	207	634	857	1184	1005	1076	996	863	232
HOUR	91	88	92	207	634	857	1184	1005	1076	996	863	1091	175
TOT	596	403	355	344	614	1856	3289	4190	4038	3739	3654	3930	261
													915

AM PEAK HOUR 0530 TO 0630 VOLUME 2577  
 PM PEAK HOUR 0000 TO 0000 VOLUME 0

06/25/07 THRU 06/29/07 TOTAL HOURS FOR COUNT 81  
 2 DAYS 6980 FACTOR GROUP P06  
 AVG WEEKDAY VOL 69097 X SEASONAL ADJ. FACTOR 0.8900 = 61496 X AXLE CORR FACTOR 0.9415 = ESTIMATED AVG DAILY TRAFFIC 58367  
 PEAK HOUR PERCENTAGES: K = 8.38 D = 54.67  
 PEAK HOUR LOCATION: VOLUME = 5793 DATE: 06/26/07 TIME: 04:45 PM

NOTE: COUNT HIGH / DOUBLE COUNTING WB