

RU

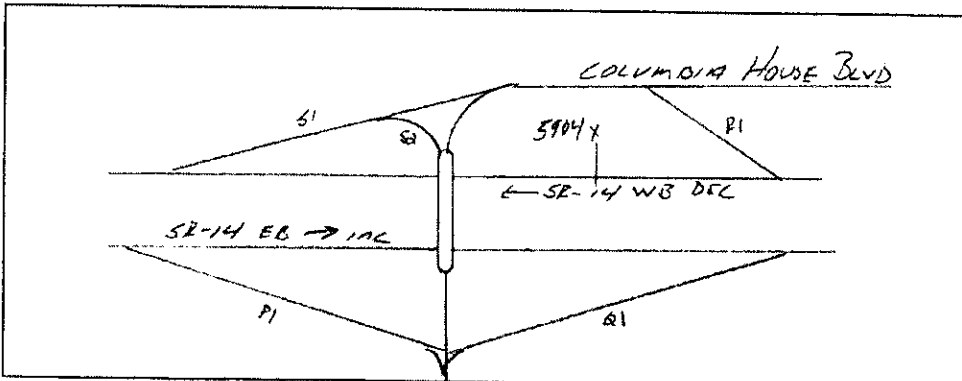
Interval 60 min. 15 min.
 Binned(CL/SP) Count(volume)
 Lane No 1 2
 Direction Channel 1 _____
 Direction Channel 2 _____
 Data Hog # _____

Counter No. 035904 Count ID SP#10-001
 SR 014 RRT/RRQ MAINLINE MP 1.03
 Leg (-) Direction WB OSID _____

Station Description ON SR 14 MAINLINE W/O THE R1 RAMP ✓
ON SR 14 @ COLUMBIA SHORES BRIDGE

Date	Day	Time	Comments
1/11/10	2	12:36	Manual (1) 10 (2) _____ Counter (1) 10 (2) _____ SET OK JH/RT 6.5V
1/12/10	3	12:36	Manual (1) 50 (2) _____ Counter (1) 50 (2) _____ CHECK OK JH/RT 6.6V
1/13/10	4	11:00	Manual (1) 50 (2) _____ Counter (1) 49 (2) _____ 1-SP CHECK OK JH/RT 6.5V
1/14/10	5	12:18	Manual (1) 50 (2) _____ Counter (1) 49 (2) _____ 1-SP CHECK OK JH/RT 6.7V
1/15/10	6	906	Manual (1) 1 (2) _____ Counter (1) 1 (2) _____ PICK UP OK JH/RT 6.4V

Sketch



North

JH RT

Field Person



RM

Interval 60 min. 15 min.
 Binned(CL/SP) Count(volume)
Lane No 1 2

Direction Channel 1 _____
Direction Channel 2 _____
Data Hog # _____

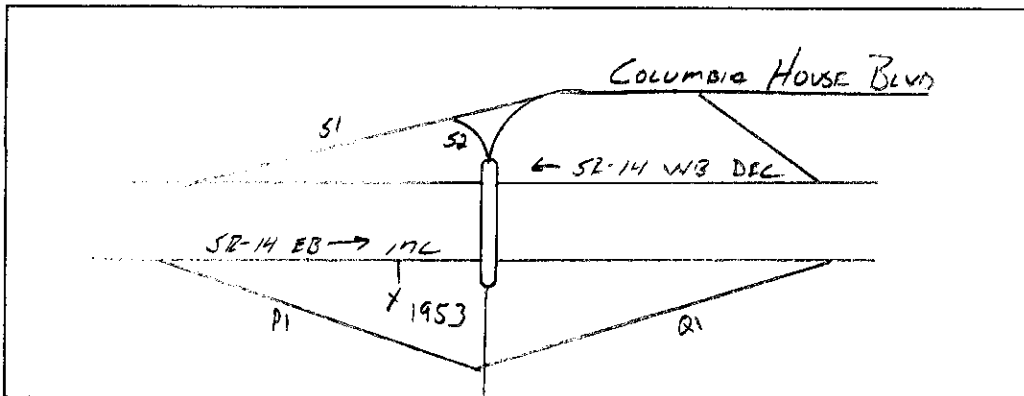
Counter No. 031953 Count ID SP#10-001
SR 014 RRT/RRQ MAINLINE MP 1.03
0.86
Leg (-) Direction EB OSID _____

Station Description ON ~~SR-14 MAINLINE E/O THE P1 RAMP~~

ON SR 14 @ COLUMBIA SHORES BLVD BRIDGE

Date	Day	Time	Comments
1/11/10	2	10:27	Manual (1) <u>5</u> (2) _____ Counter (1) <u>5</u> (2) _____ SET OK JH/RT 6.5V
1/12/10	3	10:47	Manual (1) <u>50</u> (2) _____ Counter (1) <u>47</u> (2) _____ 3-SP CHECK OK JH/RT 6.5V
1/13/10	4	8:31	Manual (1) <u>50</u> (2) _____ Counter (1) <u>50</u> (2) _____ CHECK OK JH/RT 6.5V
1/14/10	5	10:35	Manual (1) <u>50</u> (2) _____ Counter (1) <u>50</u> (2) _____ CHECK OK JH/RT 6.6V
1/15/10	6	802	Manual (1) <u>1</u> (2) _____ Counter (1) <u>1</u> (2) _____ PICK UP OK JH/RT 6.4V

Sketch



North

JH RT

Field Person

SR 014 MP 001.03 OFF SYSTEM ID. LEG DIRECTION OF TRAFFIC WESTBOUND LANE ALL OF
 COUNT IDENTIFIER 10-001 COUNTER NUMBER 035904 DESCRIPTION: ON SR 14 @ COLUMBIA SHORES BRIDGE

COUNT	01/11/10 MONDAY												DAILY TOTAL
	AM HOURS												
	1	2	3	4	5	6	7	8	9	10	11	12	
00-15													
15-30													
30-45	12	1	2	3	4	5	6	7	8	9	10	11	
45-00	1	2	3	4	5	6	7	8	9	10	11	12	
HOUR
TOT	12	1	2	3	4	5	6	7	8	9	10	11	12

AM PEAK HOUR 0000 TO 0000 VOLUME		0
PM PEAK HOUR 0445 TO 0545 VOLUME		1949
		AM TOTAL
		0
		PM TOTAL
		12122

COUNT	01/12/10 TUESDAY												DAILY TOTAL
	AM HOURS												
	1	2	3	4	5	6	7	8	9	10	11	12	
00-15													
15-30													
30-45	33	25	21	19	43	124	304	435	550	413	350	331	351
45-00	36	28	22	19	57	207	422	535	580	438	346	370	372
HOUR
TOT	129	102	74	74	117	273	879	1713	2286	2172	1720	1502	1484

AM PEAK HOUR 0730 TO 0830 VOLUME		2446
PM PEAK HOUR 0445 TO 0545 VOLUME		1961
		AM TOTAL
		12451
		PM TOTAL
		13494

COUNT	01/13/10 WEDNESDAY												DAILY TOTAL
	AM HOURS												
	1	2	3	4	5	6	7	8	9	10	11	12	
00-15													
15-30													
30-45	29	14	21	23	40	149	310	428	557	408	361	357	305
45-00	45	19	29	15	70	208	438	548	545	448	312	366	321
HOUR
TOT	120	73	89	109	294	879	1705	2116	2134	1682	1409	1430	1415

AM PEAK HOUR 0715 TO 0815 VOLUME		2245
PM PEAK HOUR 0445 TO 0545 VOLUME		2038
		AM TOTAL
		12040
		PM TOTAL
		13769

SR 014 MP 001.03 OFF SYSTEM ID. LEG DIRECTION OF TRAFFIC WESTBOUND LANE ALL OF

COUNT IDENTIFIER 10-001 COUNTER NUMBER 035904 DESCRIPTION: ON SR 14 @ COLUMBIA SHORES BRIDGE

01/14/10	THURSDAY												DAILY TOTAL											
	AM HOURS																							
	1	2	3	4	5	6	7	8	9	10	11	12												
00-15	24	27	23	31	44	139	295	471	458	421	382	345	359	385	387	401	410	476	342	209	126	148	123	76
15-30	41	28	26	21	58	169	446	565	516	441	331	338	342	416	423	417	461	496	360	228	158	163	111	73
30-45	30	28	18	31	87	261	449	597	504	424	398	361	386	399	424	403	479	474	332	205	134	138	93	62
45-00	35	18	25	39	107	295	494	619	533	409	364	369	369	419	498	495	428	312	167	176	98	82	62	
HOUR	-----																							
TOT	130	101	92	122	296	864	1684	2252	2011	1739	1520	1408	1456	1599	1653	1719	1845	1874	1346	809	594	547	409	273
	AM PEAK HOUR 0700 TO 0800 VOLUME 2252												AM TOTAL 12219											
	PM PEAK HOUR 0430 TO 0530 VOLUME 1946												PM TOTAL 14124											

01/15/10	FRIDAY												DAILY TOTAL											
	AM HOURS																							
	1	2	3	4	5	6	7	8	9	10	11	12												
00-15	40	20	31	29	37	97	285	412	483	483	483	483	483	483	483	483	483	483	483	483	483	483	483	483
15-30	42	19	23	29	62	179	376	489	519	519	519	519	519	519	519	519	519	519	519	519	519	519	519	519
30-45	43	19	25	36	55	256	393	597	498	498	498	498	498	498	498	498	498	498	498	498	498	498	498	498
45-00	38	25	29	42	96	246	440	616	524	524	524	524	524	524	524	524	524	524	524	524	524	524	524	524
HOUR	-----																							
TOT	163	83	108	136	250	778	1494	2114	2024	2024	2024	2024	2024	2024	2024	2024	2024	2024	2024	2024	2024	2024	2024	2024
	AM PEAK HOUR 0730 TO 0830 VOLUME 2215												AM TOTAL 7150											
	PM PEAK HOUR 0000 TO 0000 VOLUME 0												PM TOTAL 0											

01/11/10 THRU 01/15/10
TOTAL HOURS FOR COUNT 92

3 DAYS AVG WEEKDAY VOL 26032 X SEASONAL ADJ. FACTOR 0.9900 = 25772 X AXLE CORR FACTOR 0.9473 = ESTIMATED AVG DAILY TRAFFIC 24414

FACTOR GROUP P06

FACTOR GROUP GR-A2

SR 014 MP 001.03 OFF SYSTEM ID. LEG DIRECTION OF TRAFFIC EASTBOUND LANE ALL OF
 COUNT IDENTIFIER 10-001 COUNTER NUMBER 031953 DESCRIPTION: ON SR 14 @ COLUMBIA SHORES BLVD BRIDGE

01/11/10 MONDAY	AM HOURS												PM HOURS												DAILY TOTAL
	1	2	3	4	5	6	7	8	9	10	11	12	1	2	3	4	5	6	7	8	9	10	11	12	
12	1	2	3	4	5	6	7	8	9	10	11	12	1	2	3	4	5	6	7	8	9	10	11	12	1873
																									16833
TOT																									18706

AM PEAK HOUR 1045 TO 1145 VOLUME 1281 AM TOTAL 1873
 PM PEAK HOUR 0430 TO 0530 VOLUME 2737 PM TOTAL 16833

01/12/10 TUESDAY	AM HOURS												PM HOURS												DAILY TOTAL
	1	2	3	4	5	6	7	8	9	10	11	12	1	2	3	4	5	6	7	8	9	10	11	12	
12	1	2	3	4	5	6	7	8	9	10	11	12	1	2	3	4	5	6	7	8	9	10	11	12	8329
																									17543
TOT																									25872

AM PEAK HOUR 1100 TO 1200 VOLUME 1520 AM TOTAL 8329
 PM PEAK HOUR 0430 TO 0530 VOLUME 2656 PM TOTAL 17543

01/13/10 WEDNESDAY	AM HOURS												PM HOURS												DAILY TOTAL
	1	2	3	4	5	6	7	8	9	10	11	12	1	2	3	4	5	6	7	8	9	10	11	12	
12	1	2	3	4	5	6	7	8	9	10	11	12	1	2	3	4	5	6	7	8	9	10	11	12	7962
																									17883
TOT																									25845

AM PEAK HOUR 1100 TO 1200 VOLUME 1429 AM TOTAL 7962
 PM PEAK HOUR 0430 TO 0530 VOLUME 2699 PM TOTAL 17883

SR 014	MP 001.03	OFF SYSTEM ID.	LEG	DIRECTION OF TRAFFIC	LANE ALL OF																				
COUNT IDENTIFIER	10-001	COUNTER NUMBER	031953	DESCRIPTION: ON SR 14 @ COLUMBIA SHORES BLVD BRIDGE																					
01/14/10 THURSDAY																									
		AM HOURS			PM HOURS																				
12	1	2	3	4	5	6	7	8	9	10	11	12	DAILY TOTAL												
1	2	3	4	5	6	7	8	9	10	11	12														
00-15	59	36	22	27	37	49	136	309	368	341	314	378	434	415	455	518	599	782	482	305	294	259	174	94	
15-30	59	38	36	24	30	86	151	275	307	285	309	351	383	426	488	588	614	712	407	289	254	218	133	95	
30-45	50	40	36	40	46	117	209	307	310	269	319	374	365	393	487	567	598	616	355	256	235	210	124	78	
45-00	49	33	32	23	50	109	239	311	329	331	354	398	362	475	528	598	582	530	304	294	243	136	111	68	
HOUR																									
TOT	217	147	126	114	163	361	735	1202	1314	1226	1296	1501	1544	1709	1958	2271	2393	2640	1548	1144	1026	823	542	335	26335
								AM PEAK HOUR 1100 TO 1200 VOLUME														AM TOTAL			8402
								PM PEAK HOUR 0445 TO 0545 VOLUME														PM TOTAL			17933

01/15/10 FRIDAY																											
	AM HOURS												PM HOURS		DAILY TOTAL												
	1	2	3	4	5	6	7	8	9	10	11	12	1	2	3	4	5	6	7	8	9	10	11	12			
00-15	70	40	27	29	42	53	119	248																			
15-30	67	33	19	29	31	82	170	299																			
30-45	39	43	42	30	35	107	191	307																			
45-00	49	32	37	35	61	92	275	287																			
HOUR																											
TOT	225	148	125	123	169	334	755	1141																		3020	
									AM PEAK HOUR 0700 TO 0800 VOLUME																	AM TOTAL	3020
									PM PEAK HOUR 0000 TO 0000 VOLUME																	PM TOTAL	0

01/11/10 THRU 01/15/10 92
 TOTAL HOURS FOR COUNT

3 DAYS
 AVG WEEKDAY VOL 26017 X SEASONAL ADJ. FACTOR 0.9900 = 25757 X AXLE CORR FACTOR 0.9473 = ESTIMATED AVG DAILY TRAFFIC 24400

SR 014 MP 001.03 OFF SYSTEM ID. LEG DIRECTION OF TRAFFIC BOTH WAYS LANE ALL OF

COUNT IDENTIFIER 10-001 COUNTER NUMBER 031953 DESCRIPTION: ON SR 14 @ COLUMBIA SHORES BLVD BRIDGE

COUNT	01/11/10 MONDAY												DAILY TOTAL													
	AM HOURS																									
	12	1	2	3	4	5	6	7	8	9	10	11	12													
00-15														745	771	938	1017	1234	863	512	390	325	234	154		
15-30														718	822	921	982	1235	725	426	377	308	218	165		
30-45														780	851	902	1034	1081	568	410	320	277	201	133		
45-00														697	761	959	1013	1095	584	362	328	280	138	104		
HOUR																										
TOT														697	3004	3403	3774	4128	4463	2740	1710	1415	1190	791	556	27871

AM PEAK HOUR 0000 TO 0000 VOLUME 0
 PM PEAK HOUR 0445 TO 0545 VOLUME 4645
 AM TOTAL 0
 PM TOTAL 27871

COUNT	01/12/10 TUESDAY												DAILY TOTAL																									
	AM HOURS																																					
	12	1	2	3	4	5	6	7	8	9	10	11	12																									
00-15														90	58	47	38	69	183	435	712	880	737	711	726	789	795	771	888	1002	1221	838	508	422	388	267	168	
15-30														70	66	41	52	89	274	615	809	886	730	649	731	728	794	749	909	987	1162	798	453	388	321	238	154	
30-45														68	58	45	68	138	364	713	934	818	755	713	769	809	743	837	1037	1070	1062	727	428	381	308	185	129	
45-00														64	46	42	64	134	409	758	1052	849	738	705	778	738	772	976	1004	1108	975	620	448	393	282	151	116	
HOUR																																						
TOT														292	228	175	222	430	1230	2521	3507	3433	2960	2778	3004	3064	3104	3333	3838	4167	4420	2983	1837	1584	1299	841	567	51817

AM PEAK HOUR 0730 TO 0830 VOLUME 3752
 PM PEAK HOUR 0430 TO 0530 VOLUME 4561
 AM TOTAL 20780
 PM TOTAL 31037

COUNT	01/13/10 WEDNESDAY												DAILY TOTAL																									
	AM HOURS																																					
	12	1	2	3	4	5	6	7	8	9	10	11	12																									
00-15														99	55	50	57	75	214	444	677	846	716	682	672	761	783	803	913	980	1221	849	572	411	419	428	198	
15-30														86	69	43	49	107	292	574	818	879	721	600	719	688	756	797	925	977	1279	805	496	416	353	347	171	
30-45														64	51	44	64	131	368	658	852	811	695	662	732	743	773	914	979	1010	1118	663	476	395	216	236	161	
45-00														51	44	47	67	137	369	750	928	816	697	684	736	718	783	979	971	1110	1009	603	439	374	325	190	119	
HOUR																																						
TOT														300	219	184	237	450	1243	2426	3275	3352	2829	2628	2859	2910	3095	3493	3788	4077	4627	2920	1983	1596	1313	1201	649	51654

AM PEAK HOUR 0730 TO 0830 VOLUME 3505
 PM PEAK HOUR 0445 TO 0545 VOLUME 4728
 AM TOTAL 20002
 PM TOTAL 31652

SR 014	MP 001.03	OFF SYSTEM ID.	LEG	DIRECTION OF TRAFFIC	BOTH WAYS	LANE ALL OF																			
COUNT IDENTIFIER	10-001	COUNTER NUMBER	031953	DESCRIPTION: ON SR 14 @ COLUMBIA SHORES BLVD BRIDGE																					
01/14/10 THURSDAY																									
		AM HOURS			PM HOURS	DAILY																			
	12	1	2	3	4	5																			
	1	2	3	4	5	6																			
	2	3	4	5	6	7																			
	3	4	5	6	7	8																			
	4	5	6	7	8	9																			
	5	6	7	8	9	10																			
	6	7	8	9	10	11																			
	7	8	9	10	11	12																			
	8	9	10	11	12	TOTAL																			
00-15	83	63	45	58	81	188	431	780	826	762	696	723	793	800	842	919	1009	1258	824	514	420	297	170		
15-30	100	66	62	42	45	88	255	597	840	823	726	640	689	725	842	911	1005	1075	1208	767	517	412	381	244	168
30-45	80	68	54	71	133	378	658	904	814	693	717	735	751	792	911	970	1077	1090	687	461	369	348	217	140	
45-00	84	51	57	62	157	404	733	930	862	784	763	762	731	874	947	1096	1077	958	616	461	419	234	193	130	
HOUR	---	---	---	---	---	---	---	---	---	---	---	---	---	---	---	---	---	---	---	---	---	---	---	---	
TOT	347	248	218	236	459	1225	2419	3454	3325	2965	2816	2909	3000	3308	3611	3990	4238	4514	2894	1953	1620	1370	951	608	52678
									AM PEAK HOUR 0715 TO 0815 VOLUME														AM TOTAL	20621	
									PM PEAK HOUR 0445 TO 0545 VOLUME	4633													PM TOTAL	32057	

01/15/10 FRIDAY		AM HOURS												PM HOURS												DAILY TOTAL	
		1	2	3	4	5	6	7	8	9	10	11	12	1	2	3	4	5	6	7	8	9	10	11	12	TOTAL	
00-15	110	60	58	58	79	150	404	660																			
15-30	109	52	42	58	93	261	546	788																			
30-45	82	62	67	66	90	363	584	904																			
45-00	87	57	66	77	157	338	715	903																			
HOUR	---	---	---	---	---	---	---	---	---	---	---	---	---	---	---	---	---	---	---	---	---	---	---	---	---	---	
TOT	388	231	233	259	419	1112	2249	3255																			
									AM PEAK HOUR 0700 TO 0800 VOLUME	3255																AM TOTAL	8146
									PM PEAK HOUR 0000 TO 0000 VOLUME	0																PM TOTAL	0
																											8146

01/11/10 THRU 01/15/10
 TOTAL HOURS FOR COUNT 91

3 DAYS
 AVG WEEKDAY VOL 52050 X SEASONAL ADJ. FACTOR 0.9900 = 51530 X AXLE CORR FACTOR 0.9473 = ESTIMATED AVG DAILY TRAFFIC 48814
 PEAK HOUR PERCENTAGES: K = 9.08 D = 56.90
 PEAK HOUR LOCATION : VOLUME = 4728 DATE: 01/13/10 TIME: 04:45 PM



RU

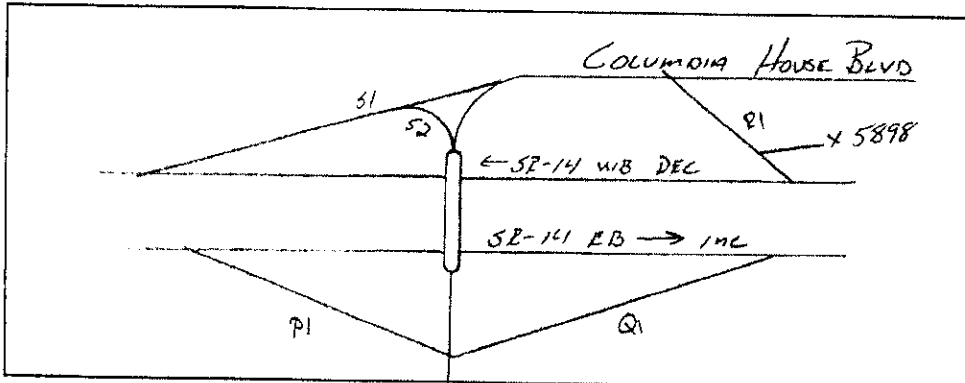
Interval 60 min. 15 min.
 Binned(CL/SP) Count(volume)
 Lane No 1 2
 Direction Channel 1 LANE 1 OF 2
 Direction Channel 2 _____
 Data Hog # _____

Counter No. 035898 Count ID SP#10-001
 SR 014 RRT/RRQ ~~R100192~~ MP 1.92
 Leg 2 Direction WB OSID _____

Station Description ON SR-14 WB OFF RAMP TO COLUMBIA HOUSE BLVD
ON SR 14 E/O COLUMBIA SHORES BLVD I/C

Date	Day	Time	Comments
1/11/10	2	12:29	Manual (1) <u>5</u> (2) _____ Counter (1) <u>5</u> (2) _____ SET OK JH/RT 6.4V
1/12/10	3	12:30	Manual (1) <u>27</u> (2) _____ Counter (1) <u>27</u> (2) _____ CHECK OK JH/RT 6.6V
1/13/10	4	10:54	Manual (1) <u>10</u> (2) _____ Counter (1) <u>10</u> (2) _____ CHECK OK JH/RT 6.4V
1/14/10	5	12:14	Manual (1) <u>15</u> (2) _____ Counter (1) <u>15</u> (2) _____ CHECK OK JH/RT 6.7V
1/15/10	6	<u>902</u>	Manual (1) <u>1</u> (2) _____ Counter (1) <u>1</u> (2) _____ PICK UP OK JH/RT 6.4V

Sketch



North

JH RT

Field Person



RU

Interval 60 min. 15 min.
 Binned(CL/SP) Count(volume)
 Lane No 1 2
 Direction Channel 1 LANE 2 OF 2
 Direction Channel 2 _____
 Data Hog # _____

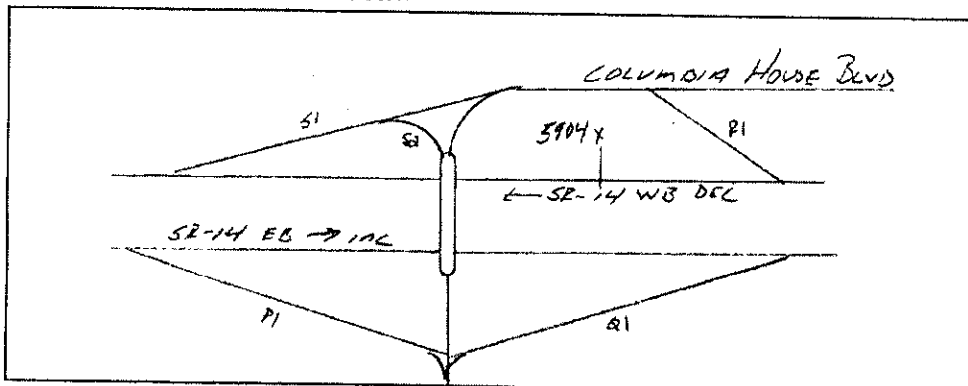
Counter No. 035904 Count ID SP#10-001
 SR 014 RRT/RRQ MAINLINE MP 1.92
~~0.86~~
 Leg 2 Direction WB OSID _____

Station Description ON SR-14 MAINLINE W/O THE R1 RAMP

ON SR 14 E/O COLUMBIA SHORES BLVD I/C.

Date	Day	Time	Comments
1/11/10	2	12:36	Manual (1) 10 (2) _____ Counter (1) 10 (2) _____ SET OK JH/RT 6.5V
1/12/10	3	12:36	Manual (1) 50 (2) _____ Counter (1) 50 (2) _____ CHECK OK JH/RT 6.6V
1/13/10	4	11:00	Manual (1) 50 (2) _____ Counter (1) 49 (2) _____ 1-SP CHECK OK JH/RT 6.5V
1/14/10	5	12:18	Manual (1) 50 (2) _____ Counter (1) 49 (2) _____ 1-SP CHECK OK JH/RT 6.7V
1/15/10	6	906	Manual (1) 1 (2) _____ Counter (1) 1 (2) _____ PICK UP OK JH/RT 6.4V

Sketch



North

JH RT

Field Person



RM

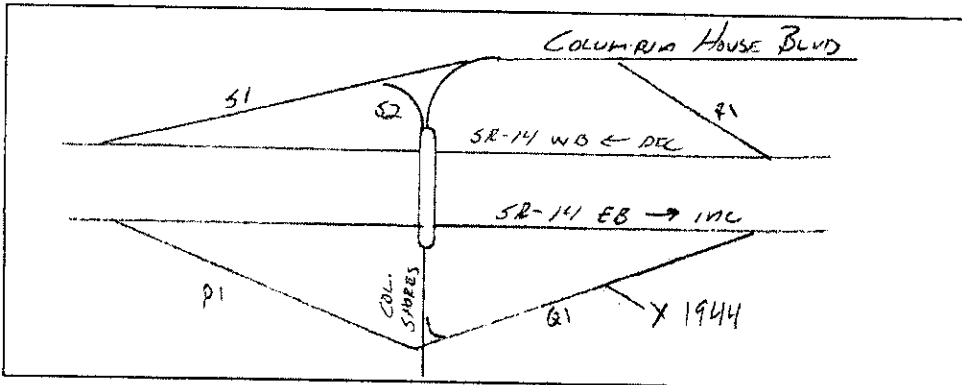
Interval 60 min. 15 min.
 Binned(CL/SP) Count(volume)
 Lane No 1 2
 Direction Channel 1 LANE 1 OF 2
 Direction Channel 2 _____
 Data Hog # _____

Counter No. 031944 Count ID SP#10-001
 SR 014 RRT/RRQ QT00150 MP 1.92
 Leg 2 Direction EB OSID _____

Station Description ~~ON SR-14 EB ON RAMP FROM COLUMBIA SHORES BLVD.~~
ON SR 14 E/O COLUMBIA SHORES BLVD I/C

Date	Day	Time	Comments
1/11/10	2	10:36	Manual (1) <u>5</u> (2) _____ Counter (1) <u>5</u> (2) _____ SET OK JH/RT 6.5V
1/12/10	3	10:53	Manual (1) <u>20</u> (2) _____ Counter (1) <u>20</u> (2) _____ CHECK OK JH/RT 6.5V
1/13/10	4	8:39	Manual (1) <u>18</u> (2) _____ Counter (1) <u>18</u> (2) _____ CHECK OK JH/RT 6.5V
1/14/10	5	10:45	Manual (1) <u>12</u> (2) _____ Counter (1) <u>12</u> (2) _____ CHECK OK JH/RT 6.6V
1/15/10	6	<i>SOS</i>	Manual (1) <u>/</u> (2) _____ Counter (1) <u>/</u> (2) _____ PICK UP OK JH/RT 6.4V

Sketch



North

JH RT

Field Person



RM

Interval 60 min. 15 min.
 Binned(CL/SP) Count(volume)
Lane No 1 2

Direction Channel 1 LANE 2 OF 2
Direction Channel 2 _____
Data Hog # _____

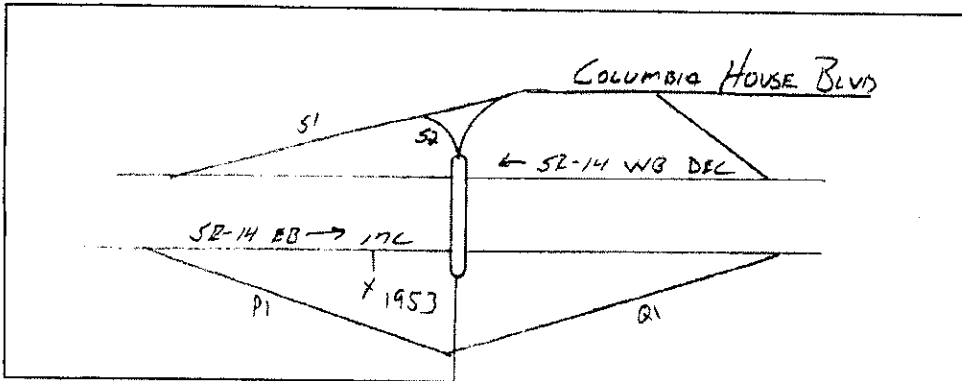
Counter No. 031953 Count ID SP#10-001
SR 014 RRT/RRQ MAINLINE MP 1.92
0.86
Leg 2 Direction EB OSID _____

Station Description ON SR-14 MAINLINE E/O THE P1 RAMP

ON SR 14 E/O COLUMBIA SHORES BLVD I/C

Date	Day	Time	Comments
1/11/10	2	10:27	Manual (1) <u>5</u> (2) _____ Counter (1) <u>5</u> (2) _____ SET OK JH/RT 6.5V
1/12/10	3	10:47	Manual (1) <u>50</u> (2) _____ Counter (1) <u>47</u> (2) _____ 3-SP CHECK OK JH/RT 6.5V
1/13/10	4	8:31	Manual (1) <u>50</u> (2) _____ Counter (1) <u>50</u> (2) _____ CHECK OK JH/RT 6.5V
1/14/10	5	10:35	Manual (1) <u>50</u> (2) _____ Counter (1) <u>50</u> (2) _____ CHECK OK JH/RT 6.6V
1/15/10	6	8:02	Manual (1) <u>1</u> (2) _____ Counter (1) <u>1</u> (2) _____ PICK UP OK JH/RT 6.4V

Sketch



North

JH RT

Field Person

TRIP SYSTEM
15 MINUTE TRAFFIC COUNT SUMMARY

SR 014 MP 001.92 OFF SYSTEM ID. LEG 2 DIRECTION OF TRAFFIC WESTBOUND LANE 1 OF 2

COUNT IDENTIFIER 10-001 COUNTER NUMBER 035898 DESCRIPTION: ON SR 14 E/O COLUMBIA SHORES BLVD I/C

01/11/10 MONDAY	AM HOURS												PM HOURS												DAILY TOTAL									
	12	1	2	3	4	5	6	7	8	9	10	11	12	1	2	3	4	5	6	7	8	9	10	11		12								
12	1	2	3	4	5	6	7	8	9	10	11	12	1	2	3	4	5	6	7	8	9	10	11	12	191									
TOT	348												348												321	326	342	206	136	100	78	60	38	2494

AM PEAK HOUR 0000 TO 0000 VOLUME 0
PM PEAK HOUR 1245 TO 0145 VOLUME 371

01/12/10 TUESDAY	AM HOURS												PM HOURS												DAILY TOTAL																
	12	1	2	3	4	5	6	7	8	9	10	11	12	1	2	3	4	5	6	7	8	9	10	11		12															
12	1	2	3	4	5	6	7	8	9	10	11	12	1	2	3	4	5	6	7	8	9	10	11	12	30																
TOT	63												63												497	287	272	339	303	320	352	337	298	319	236	134	110	91	62	46	5597

AM PEAK HOUR 0715 TO 0815 VOLUME 722
PM PEAK HOUR 0145 TO 0245 VOLUME 355

01/13/10 WEDNESDAY	AM HOURS												PM HOURS												DAILY TOTAL																
	12	1	2	3	4	5	6	7	8	9	10	11	12	1	2	3	4	5	6	7	8	9	10	11		12															
12	1	2	3	4	5	6	7	8	9	10	11	12	1	2	3	4	5	6	7	8	9	10	11	12	20																
TOT	83												83												502	272	231	331	308	286	345	305	346	303	235	131	136	79	77	47	5514

AM PEAK HOUR 0715 TO 0815 VOLUME 687
PM PEAK HOUR 0215 TO 0315 VOLUME 354

STATE OF WASHINGTON - DEPARTMENT OF TRANSPORTATION
TRIP SYSTEM
15 MINUTE TRAFFIC COUNT SUMMARY

SR 014 MP 001.92 OFF SYSTEM ID. LEG 2 DIRECTION OF TRAFFIC WESTBOUND LANE 1 OF 2

COUNT IDENTIFIER 10-001 COUNTER NUMBER 035898 DESCRIPTION: ON SR 14 E/O COLUMBIA SHORES BLVD I/C

01/14/10 THURSDAY	AM HOURS												PM HOURS	DAILY TOTAL											
	1	2	3	4	5	6	7	8	9	10	11	12													
12	1	2	3	4	5	6	7	8	9	10	11	12	1	2	3	4	5	6	7	8	9	10	11	12	5875
TOT	21	18	11	30	76	255	471	713	483	323	297	350	364	330	341	335	348	328	251	165	128	106	78	53	3048

AM PEAK HOUR 0700 TO 0800 VOLUME 713
PM PEAK HOUR 1200 TO 0100 VOLUME 364

AM TOTAL 3048
PM TOTAL 2827

01/15/10 FRIDAY	AM HOURS												PM HOURS	DAILY TOTAL											
	1	2	3	4	5	6	7	8	9	10	11	12													
12	1	2	3	4	5	6	7	8	9	10	11	12	1	2	3	4	5	6	7	8	9	10	11	12	2047
TOT	25	18	26	32	80	261	469	672	464																2047

AM PEAK HOUR 0700 TO 0800 VOLUME 672
PM PEAK HOUR 0000 TO 0000 VOLUME 0

AM TOTAL 2047
PM TOTAL 0

15 MINUTE TRAFFIC COUNT SUMMARY

SR 014 MP 001.92 OFF SYSTEM ID. LEG 2 DIRECTION OF TRAFFIC WESTBOUND LANE 2 OF 2

COUNT IDENTIFIER 10-001 COUNTER NUMBER 035904 * DESCRIPTION: ON SR 14 E/O COLUMBIA SHORES BLVD I/C

01/11/10 MONDAY	AM HOURS												PM HOURS												DAILY TOTAL	
	1	2	3	4	5	6	7	8	9	10	11	12	1	2	3	4	5	6	7	8	9	10	11	12		
12	1	2	3	4	5	6	7	8	9	10	11	12	1	2	3	4	5	6	7	8	9	10	11	12	360	
AM PEAK HOUR 0000 TO 0000 VOLUME 0													PM PEAK HOUR 0445 TO 0545 VOLUME 1949													AM TOTAL 0
PM PEAK HOUR 0445 TO 0545 VOLUME 1949																										PM TOTAL 12122

01/12/10 TUESDAY	AM HOURS												PM HOURS												DAILY TOTAL	
	1	2	3	4	5	6	7	8	9	10	11	12	1	2	3	4	5	6	7	8	9	10	11	12		
12	1	2	3	4	5	6	7	8	9	10	11	12	1	2	3	4	5	6	7	8	9	10	11	12	129	
AM PEAK HOUR 0730 TO 0830 VOLUME 2446													PM PEAK HOUR 0445 TO 0545 VOLUME 1961													AM TOTAL 12451
PM PEAK HOUR 0445 TO 0545 VOLUME 1961																										PM TOTAL 13494

01/13/10 WEDNESDAY	AM HOURS												PM HOURS												DAILY TOTAL	
	1	2	3	4	5	6	7	8	9	10	11	12	1	2	3	4	5	6	7	8	9	10	11	12		
12	1	2	3	4	5	6	7	8	9	10 <td>11</td> <td>12</td> <td>1</td> <td>2</td> <td>3</td> <td>4</td> <td>5</td> <td>6</td> <td>7</td> <td>8</td> <td>9</td> <td>10</td> <td>11</td> <td>12</td> <td>120</td>	11	12	1	2	3	4	5	6	7	8	9	10	11	12	120	
AM PEAK HOUR 0715 TO 0815 VOLUME 2245													PM PEAK HOUR 0445 TO 0545 VOLUME 2038													AM TOTAL 12040
PM PEAK HOUR 0445 TO 0545 VOLUME 2038																										PM TOTAL 13769

15 MINUTE TRIP SYSTEM SUMMARY

SR 014 MP 001.92 OFF SYSTEM ID. LEG 2 DIRECTION OF TRAFFIC WESTBOUND LANE 2 OF 2

COUNT IDENTIFIER 10-001 COUNTER NUMBER 035904 * DESCRIPTION: ON SR 14 E/O COLUMBIA SHORES BLVD I/C

COUNT	IDENTIFIER	10-001	COUNTER NUMBER 035904 * DESCRIPTION: ON SR 14 E/O COLUMBIA SHORES BLVD I/C												DAILY TOTAL													
			AM HOURS						PM HOURS																			
			1	2	3	4	5	6	7	8	9	10	11	12	1	2	3	4	5	6	7	8	9	10	11	12		
01/14/10	THURSDAY		12	1	2	3	4	5	6	7	8	9	10	11	12	1	2	3	4	5	6	7	8	9	10	11	12	
00-15	24	27	23	31	44	139	295	471	458	421	382	345	359	385	387	401	410	476	342	209	126	148	123	76				
15-30	41	28	26	21	58	169	446	565	516	441	331	338	342	416	423	417	461	495	360	228	158	163	111	73				
30-45	30	28	18	31	87	261	449	597	504	424	398	361	386	399	424	403	479	474	332	205	134	138	93	62				
45-00	35	18	25	39	107	295	494	619	533	453	409	364	369	399	419	498	495	428	312	167	98	82	62					
TOT	130	101	92	122	296	864	1684	2252	2011	1739	1520	1408	1456	1599	1653	1719	1845	1874	1346	809	594	547	409	273	26343			

AM PEAK HOUR 0700 TO 0800 VOLUME 2252
PM PEAK HOUR 0430 TO 0530 VOLUME 1946

AM TOTAL 12219
PM TOTAL 14124

COUNT	IDENTIFIER	10-001	COUNTER NUMBER 035904 * DESCRIPTION: ON SR 14 E/O COLUMBIA SHORES BLVD I/C												DAILY TOTAL													
			AM HOURS						PM HOURS																			
			1	2	3	4	5	6	7	8	9	10	11	12	1	2	3	4	5	6	7	8	9	10	11	12		
01/15/10	FRIDAY		12	1	2	3	4	5	6	7	8	9	10	11	12	1	2	3	4	5	6	7	8	9	10	11	12	
00-15	40	20	31	29	37	97	285	412	483	441	331	338	342	416	423	417	461	495	360	228	158	163	111	73				
15-30	42	19	23	29	62	179	376	489	519	471	331	338	342	416	423	417	461	495	360	228	158	163	111	73				
30-45	43	19	25	36	55	256	393	597	498	424	398	361	386	399	424	403	479	474	332	205	134	138	93	62				
45-00	38	25	29	42	96	246	440	616	524	453	409	364	369	399	419	498	495	428	312	167	98	82	62					
TOT	163	83	108	136	250	778	1494	2114	2024	1739	1520	1408	1456	1599	1653	1719	1845	1874	1346	809	594	547	409	273	26343			

AM PEAK HOUR 0730 TO 0830 VOLUME 2215
PM PEAK HOUR 0000 TO 0000 VOLUME 0

AM TOTAL 7150
PM TOTAL 0

7150

TRIP SYSTEM
15 MINUTE TRAFFIC COUNT SUMMARY

SR 014 MP 001.92 OFF SYSTEM ID. LEG 2 DIRECTION OF TRAFFIC WESTBOUND LANE 12 OF 2

COUNT IDENTIFIER 10-001 COUNTER NUMBER 035904 * DESCRIPTION: ON SR 14 E/O COLUMBIA SHORES BLVD I/C

COUNT	IDENTIFIER	10-001	AM HOURS												PM HOURS	DAILY TOTAL										
			1	2	3	4	5	6	7	8	9	10	11	12												
00-15	12	1	2	3	4	5	6	7	8	9	10	11	12	1	2	3	4	5	6	7	8	9	10	11	12	TOTAL
15-30	1	2	3	4	5	6	7	8	9	10	11	12	1	2	3	4	5	6	7	8	9	10	11	12	TOTAL	
30-45	1	2	3	4	5	6	7	8	9	10	11	12	1	2	3	4	5	6	7	8	9	10	11	12	TOTAL	
45-00	1	2	3	4	5	6	7	8	9	10	11	12	1	2	3	4	5	6	7	8	9	10	11	12	TOTAL	
TOT	140	93	109	144	377	1150	2183	2769	2636	1954	1640	1761	1723	1927	1888	2036	2331	1568	953	733	609	491	336	31323		

AM PEAK HOUR 0000 TO 0000 VOLUME 0
PM PEAK HOUR 0445 TO 0545 VOLUME 2300
AM TOTAL 14530
PM TOTAL 14530

COUNT	IDENTIFIER	10-001	AM HOURS												PM HOURS	DAILY TOTAL										
			1	2	3	4	5	6	7	8	9	10	11	12												
00-15	12	1	2	3	4	5	6	7	8	9	10	11	12	1	2	3	4	5	6	7	8	9	10	11	12	TOTAL
15-30	1	2	3	4	5	6	7	8	9	10	11	12	1	2	3	4	5	6	7	8	9	10	11	12	TOTAL	
30-45	1	2	3	4	5	6	7	8	9	10	11	12	1	2	3	4	5	6	7	8	9	10	11	12	TOTAL	
45-00	1	2	3	4	5	6	7	8	9	10	11	12	1	2	3	4	5	6	7	8	9	10	11	12	TOTAL	
TOT	159	113	89	154	336	1128	2216	2972	2669	2007	1774	1823	1824	1774	1824	1980	2032	2233	1569	909	698	550	426	283	31542	

AM PEAK HOUR 0715 TO 0815 VOLUME 3123
PM PEAK HOUR 0445 TO 0545 VOLUME 2301
AM TOTAL 15440
PM TOTAL 16102

COUNT	IDENTIFIER	10-001	AM HOURS												PM HOURS	DAILY TOTAL										
			1	2	3	4	5	6	7	8	9	10	11	12												
00-15	12	1	2	3	4	5	6	7	8	9	10	11	12	1	2	3	4	5	6	7	8	9	10	11	12	TOTAL
15-30	1	2	3	4	5	6	7	8	9	10	11	12	1	2	3	4	5	6	7	8	9	10	11	12	TOTAL	
30-45	1	2	3	4	5	6	7	8	9	10	11	12	1	2	3	4	5	6	7	8	9	10	11	12	TOTAL	
45-00	1	2	3	4	5	6	7	8	9	10	11	12	1	2	3	4	5	6	7	8	9	10	11	12	TOTAL	
TOT	140	93	109	144	377	1150	2183	2769	2636	1954	1640	1761	1723	1927	1888	2036	2331	1568	953	733	609	491	336	31323		

AM PEAK HOUR 0715 TO 0815 VOLUME 2932
PM PEAK HOUR 0445 TO 0545 VOLUME 2369
AM TOTAL 14956
PM TOTAL 16367

15 MINUTE TRAFFIC COUNT SUMMARY

SR 014 MP 001.92 OFF SYSTEM ID. LEG 2 DIRECTION OF TRAFFIC WESTBOUND LANE 12 OF 2

COUNT IDENTIFIER 10-001 COUNTER NUMBER 035904 * DESCRIPTION: ON SR 14 E/O COLUMBIA SHORES BLVD I/C

01/14/10 THURSDAY	AM HOURS												PM HOURS												DAILY TOTAL
	1	2	3	4	5	6	7	8	9	10	11	12	1	2	3	4	5	6	7	8	9	10	11	12	
12	1	2	3	4	5	6	7	8	9	10	11	12	1	2	3	4	5	6	7	8	9	10	11	12	81
30	32	25	39	65	165	381	631	602	489	456	431	457	458	461	475	491	542	404	269	154	181	151	81		
47	31	29	23	75	205	533	731	610	532	401	432	435	496	519	499	548	594	420	272	202	198	133	92		
30-45	38	33	20	43	101	341	769	618	506	478	441	463	479	503	482	552	552	402	234	167	160	105	76		
45-00	36	23	29	47	130	408	687	664	535	482	454	465	496	511	598	602	514	371	199	199	114	98	77		
TOT	151	119	103	152	372	1119	2155	2494	2062	1817	1758	1820	1929	1994	2054	2193	2202	1597	974	722	653	487	326	32218	

AM PEAK HOUR 0700 TO 0800 VOLUME 2965
PM PEAK HOUR 0445 TO 0545 VOLUME 2290

AM TOTAL 15267
PM TOTAL 16951

01/15/10 FRIDAY	AM HOURS												PM HOURS												DAILY TOTAL
	1	2	3	4	5	6	7	8	9	10	11	12	1	2	3	4	5	6	7	8	9	10	11	12	
12	1	2	3	4	5	6	7	8	9	10	11	12	1	2	3	4	5	6	7	8	9	10	11	12	9197
50	24	40	34	62	115	362	552	599	599	599	599	599	599	599	599	599	599	599	599	599	599	599	599	599	
15-30	46	27	31	32	80	216	461	626	653	653	653	653	653	653	653	653	653	653	653	653	653	653	653	653	
30-45	46	24	28	42	71	341	512	596	596	596	596	596	596	596	596	596	596	596	596	596	596	596	596	596	
45-00	46	26	35	60	117	367	628	640	640	640	640	640	640	640	640	640	640	640	640	640	640	640	640	640	
TOT	188	101	134	168	330	1039	1963	2488	2488	2488	2488	2488	2488	2488	2488	2488	2488	2488	2488	2488	2488	2488	2488	2488	

AM PEAK HOUR 0730 TO 0830 VOLUME 2860
PM PEAK HOUR 0000 TO 0000 VOLUME 0

AM TOTAL 9197
PM TOTAL 0

01/11/10 THRU 01/15/10
TOTAL HOURS FOR COUNT 92

3 DAYS AVG WEEKDAY VOL 31694 X SEASONAL ADJ. FACTOR 0.9900 = 31377 X AXLE CORR FACTOR 0.9473 = ESTIMATED AVG DAILY TRAFFIC 29723

FACTOR GROUP P06

FACTOR GROUP GR-A2

TRIP SYSTEM
15 MINUTE TRAFFIC COUNT SUMMARY

SR 014 MP 001.92 OFF SYSTEM ID. LEG 2 DIRECTION OF TRAFFIC EASTBOUND LANE 1 OF 2

COUNT IDENTIFIER 10-001 COUNTER NUMBER 031944 DESCRIPTION: ON SR 14 E/O COLUMBIA SHORES BLVD I/C

01/11/10 MONDAY	AM HOURS												PM HOURS												DAILY TOTAL
	1	2	3	4	5	6	7	8	9	10	11	12	1	2	3	4	5	6	7	8	9	10	11	12	
12	1	2	3	4	5	6	7	8	9	10	11	12	1	2	3	4	5	6	7	8	9	10	11	12	206
1	2	3	4	5	6	7	8	9	10	11	12	1	2	3	4	5	6	7	8	9	10	11	12	2314	
TOT	41												165												206

AM PEAK HOUR 1100 TO 1200 VOLUME 165
PM PEAK HOUR 0430 TO 0530 VOLUME 367

01/12/10 TUESDAY	AM HOURS												PM HOURS												DAILY TOTAL
	1	2	3	4	5	6	7	8	9	10	11	12	1	2	3	4	5	6	7	8	9	10	11	12	
12	1	2	3	4	5	6	7	8	9	10	11	12	1	2	3	4	5	6	7	8	9	10	11	12	206
1	2	3	4	5	6	7	8	9	10	11	12	1	2	3	4	5	6	7	8	9	10	11	12	2314	
TOT	40												136												206

AM PEAK HOUR 1100 TO 1200 VOLUME 216
PM PEAK HOUR 0415 TO 0515 VOLUME 355

01/13/10 WEDNESDAY	AM HOURS												PM HOURS												DAILY TOTAL
	1	2	3	4	5	6	7	8	9	10	11	12	1	2	3	4	5	6	7	8	9	10	11	12	
12	1	2	3	4	5	6	7	8	9	10	11	12	1	2	3	4	5	6	7	8	9	10	11	12	209
1	2	3	4	5	6	7	8	9	10	11	12	1	2	3	4	5	6	7	8	9	10	11	12	2363	
TOT	49												145												209

AM PEAK HOUR 1100 TO 1200 VOLUME 209
PM PEAK HOUR 0430 TO 0530 VOLUME 380

SR 014 MP 001.92 OFF SYSTEM ID. LEG 2 DIRECTION OF TRAFFIC EASTBOUND LANE 1 OF 2

COUNT IDENTIFIER 10-001 COUNTER NUMBER 031944 DESCRIPTION: ON SR 14 E/O COLUMBIA SHORES BLVD I/C

01/14/10 THURSDAY	AM HOURS												PM HOURS												DAILY TOTAL
	1	2	3	4	5	6	7	8	9	10	11	12	1	2	3	4	5	6	7	8	9	10	11	12	
12	1	2	3	4	5	6	7	8	9	10	11	12	1	2	3	4	5	6	7	8	9	10	11	12	119
1	2	3	4	5	6	7	8	9	10	11	12	1	2	3	4	5	6	7	8	9	10	11	12	119	
00-15	12	9	6	5	14	29	28	40	42	61	47	75	47	65	64	75	107	55	52	38	38	28	19	18	
15-30	6	2	4	5	8	24	40	42	43	38	46	62	72	56	62	106	83	49	29	48	40	18	18	18	
30-45	6	4	4	4	5	13	34	32	25	42	76	64	61	101	99	106	89	40	44	32	33	27	11	11	
45-00	4	4	7	2	8	11	24	37	44	40	54	49	60	59	81	81	57	33	42	25	18	20	23	23	
HOUR	28	19	17	11	26	44	111	154	154	181	223	250	224	297	306	368	336	177	167	143	129	93	71	3680	
TOT																									

AM PEAK HOUR 1100 TO 1200 VOLUME 223
PM PEAK HOUR 0415 TO 0515 VOLUME 400

AM TOTAL 1119
PM TOTAL 2561

01/15/10 FRIDAY	AM HOURS												PM HOURS												DAILY TOTAL
	1	2	3	4	5	6	7	8	9	10	11	12	1	2	3	4	5	6	7	8	9	10	11	12	
12	1	2	3	4	5	6	7	8	9	10	11	12	1	2	3	4	5	6	7	8	9	10	11	12	428
1	2	3	4	5	6	7	8	9	10	11	12	1	2	3	4	5	6	7	8	9	10	11	12	428	
00-15	16	5	14	2	8	10	24	34																34	
15-30	5	4	5	7	6	7	27	33																33	
30-45	9	2	7	7	6	16	30	48																48	
45-00																								42	
HOUR	30	14	26	20	29	47	105	157																428	
TOT																									

AM PEAK HOUR 0700 TO 0800 VOLUME 157
PM PEAK HOUR 0000 TO 0000 VOLUME 0

AM TOTAL 428
PM TOTAL 0

SR 014 MP 001.92 OFF SYSTEM ID. LEG 2 DIRECTION OF TRAFFIC EASTBOUND LANE 2 OF 2
 COUNT IDENTIFIER 10-001 COUNTER NUMBER 031953 * DESCRIPTION: ON SR 14 E/O COLUMBIA SHORES BLVD I/C

COUNT	IDENTIFIER	10-001	COUNTER NUMBER	031953 * DESCRIPTION: ON SR 14 E/O COLUMBIA SHORES BLVD I/C												DAILY TOTAL
				AM HOURS						PM HOURS						
				1	2	3	4	5	6	7	8	9	10	11	12	
00-15																
15-30																
30-45																
45-00																
HOUR																
TOT																

AM PEAK HOUR 1045 TO 1145 VOLUME 1281
 PM PEAK HOUR 0430 TO 0530 VOLUME 2737
 AM TOTAL 1873
 PM TOTAL 16833

COUNT	IDENTIFIER	10-001	COUNTER NUMBER	031953 * DESCRIPTION: ON SR 14 E/O COLUMBIA SHORES BLVD I/C												DAILY TOTAL
				AM HOURS						PM HOURS						
				1	2	3	4	5	6	7	8	9	10	11	12	
00-15																
15-30																
30-45																
45-00																
HOUR																
TOT																

AM PEAK HOUR 1100 TO 1200 VOLUME 1520
 PM PEAK HOUR 0430 TO 0530 VOLUME 2656
 AM TOTAL 8329
 PM TOTAL 17543

COUNT	IDENTIFIER	10-001	COUNTER NUMBER	031953 * DESCRIPTION: ON SR 14 E/O COLUMBIA SHORES BLVD I/C												DAILY TOTAL
				AM HOURS						PM HOURS						
				1	2	3	4	5	6	7	8	9	10	11	12	
00-15																
15-30																
30-45																
45-00																
HOUR																
TOT																

AM PEAK HOUR 1100 TO 1200 VOLUME 1429
 PM PEAK HOUR 0430 TO 0530 VOLUME 2699
 AM TOTAL 7962
 PM TOTAL 17883

DOT-RNB515A-B

STATE OF WASHINGTON - DEPARTMENT OF TRANSPORTATION
TRIP SYSTEM
15 MINUTE TRAFFIC COUNT SUMMARY

DATE 01/29/10
TIME 05:51:21
PAGE 12

SR 014 MP 001.92 OFF SYSTEM ID. LEG 2 DIRECTION OF TRAFFIC EASTBOUND LANE 2 OF 2

COUNT IDENTIFIER 10-001 COUNTER NUMBER 031953 * DESCRIPTION: ON SR 14 E/O COLUMBIA SHORES BLVD I/C

01/14/10	THURSDAY												DAILY TOTAL											
	AM HOURS						PM HOURS																	
12	1	2	3	4	5	6	7	8	9	10	11	12	1	2	3	4	5	6	7	8	9	10	11	12
59	36	22	27	37	49	136	309	368	341	314	378	434	415	455	518	599	782	482	305	294	259	174	94	
15-30	59	38	36	24	30	86	151	275	307	285	309	351	383	426	488	588	614	712	407	289	254	218	133	
30-45	50	40	36	40	46	117	209	310	269	319	374	365	393	487	567	598	616	355	355	256	235	210	124	
45-00	49	33	32	23	50	109	239	311	329	354	398	362	475	528	598	582	530	304	294	245	136	111	68	
TOT	217	147	126	114	163	361	735	1202	1314	1226	1296	1501	1544	1709	1958	2271	2393	2640	1548	1144	1026	823	542	335

AM PEAK HOUR 1100 TO 1200 VOLUME 1501
PM PEAK HOUR 0445 TO 0545 VOLUME 2692
AM TOTAL 8602
PM TOTAL 17933

01/15/10	FRIDAY												DAILY TOTAL											
	AM HOURS						PM HOURS																	
12	1	2	3	4	5	6	7	8	9	10	11	12	1	2	3	4	5	6	7	8	9	10	11	12
70	40	27	29	42	53	119	248	368	341	314	378	434	415	455	518	599	782	482	305	294	259	174	94	
15-30	67	33	19	29	31	82	170	299	307	285	309	351	383	426	488	588	614	712	407	289	254	218	133	
30-45	39	43	42	30	35	107	191	307	269	319	374	365	393	487	567	598	616	355	355	256	235	210	124	
45-00	49	32	37	35	61	92	275	287	329	354	398	362	475	528	598	582	530	304	294	245	136	111	68	
TOT	225	148	125	123	169	334	755	1141	1226	1296	1501	1544	1709	1958	2271	2393	2640	1548	1144	1026	823	542	335	

AM PEAK HOUR 0700 TO 0800 VOLUME 1141
PM PEAK HOUR 0000 TO 0000 VOLUME 0
AM TOTAL 3020
PM TOTAL 0

3020

TRIP SYSTEM
15 MINUTE TRAFFIC COUNT SUMMARY

SR 014 MP 001.92 OFF SYSTEM ID. LEG 2 DIRECTION OF TRAFFIC EASTBOUND LANE 12 OF 2

COUNT IDENTIFIER 10-001 COUNTER NUMBER 031953 * DESCRIPTION: ON SR 14 E/O COLUMBIA SHORES BLVD I/C

COUNT	01/11/10 MONDAY												AM TOTAL	PM TOTAL	DAILY TOTAL									
	1	2	3	4	5	6	7	8	9	10	11	12												
00-15	12	1	2	3	4	5	6	7	8	9	10	11	12	130	108	238								
15-30	48	54	19	39	37	67	156	274	315	341	358	361	517	491	536	622	661	892	545	373	289	311	334	132
30-45	45	35	27	41	53	138	234	360	328	318	350	462	394	483	555	668	701	685	374	314	273	115	146	104
45-00	32	29	29	34	60	115	266	362	354	326	343	414	380	435	573	618	701	599	373	303	274	217	112	80
TOT	204	162	110	151	191	413	818	1308	1363	1289	1371	1638	1698	1854	2178	2516	2701	2961	1758	1313	1106	901	837	423

AM PEAK HOUR 1045 TO 1145 VOLUME 1442
PM PEAK HOUR 0430 TO 0530 VOLUME 3104

COUNT	01/12/10 TUESDAY												AM TOTAL	PM TOTAL	DAILY TOTAL									
	1	2	3	4	5	6	7	8	9	10	11	12												
00-15	12	1	2	3	4	5	6	7	8	9	10	11	12	144	144	288								
15-30	65	37	29	22	35	68	144	300	358	350	416	454	491	506	481	570	739	883	537	327	322	281	181	117
30-45	49	42	26	38	37	74	205	308	343	322	336	408	412	488	480	581	623	708	470	311	274	243	150	99
45-00	34	23	32	41	52	117	273	360	333	344	369	446	446	434	594	714	723	654	460	269	276	245	124	85
TOT	187	144	118	128	177	391	890	1357	1409	1378	1455	1736	1759	1882	2129	2485	2773	2845	1843	1215	1120	959	536	384

AM PEAK HOUR 1100 TO 1200 VOLUME 1736
PM PEAK HOUR 0430 TO 0530 VOLUME 3002

COUNT	01/13/10 WEDNESDAY												AM TOTAL	PM TOTAL	DAILY TOTAL									
	1	2	3	4	5	6	7	8	9	10	11	12												
00-15	12	1	2	3	4	5	6	7	8	9	10	11	12	163	163	326								
15-30	79	44	35	37	41	67	156	274	315	341	358	361	517	491	536	622	661	892	545	373	289	311	334	132
30-45	48	54	19	39	37	93	162	312	366	304	320	401	407	445	514	608	638	785	466	323	270	258	245	107
45-00	45	35	27	41	53	138	234	360	328	318	350	462	394	483	555	668	701	685	374	314	273	115	146	104
TOT	204	162	110	151	191	413	818	1308	1363	1289	1371	1638	1698	1854	2178	2516	2701	2961	1758	1313	1106	901	837	423

AM PEAK HOUR 1100 TO 1200 VOLUME 1638
PM PEAK HOUR 0430 TO 0530 VOLUME 3079

SR 014 MP 001.92 OFF SYSTEM ID. LEG 2 DIRECTION OF TRAFFIC EASTBOUND LANE 12 OF 2

COUNT IDENTIFIER 10-001 COUNTER NUMBER 031953 * DESCRIPTION: ON SR 14 E/O COLUMBIA SHORES BLVD I/C

01/14/10 THURSDAY	AM HOURS												PM HOURS												DAILY TOTAL
	1	2	3	4	5	6	7	8	9	10	11	12	1	2	3	4	5	6	7	8	9	10	11	12	
12	1	2	3	4	5	6	7	8	9	10	11	12	1	2	3	4	5	6	7	8	9	10	11	12	3448
TOT	245	166	143	125	189	405	846	1356	1465	1380	1477	1724	1794	1933	2255	2577	2761	2976	1725	1311	1169	952	635	406	30015

AM PEAK HOUR 1100 TO 1200 VOLUME 1724 AM TOTAL 9521
 PM PEAK HOUR 0445 TO 0545 VOLUME 3052 PM TOTAL 20494

01/15/10 FRIDAY	AM HOURS												PM HOURS												DAILY TOTAL
	1	2	3	4	5	6	7	8	9	10	11	12	1	2	3	4	5	6	7	8	9	10	11	12	
12	1	2	3	4	5	6	7	8	9	10	11	12	1	2	3	4	5	6	7	8	9	10	11	12	3448
TOT	255	162	151	143	198	381	860	1298	1298	0	0	0	0	0	0	0	0	0	0	0	0	0	0	0	3448

01/11/10 THRU 01/15/10 TOTAL HOURS FOR COUNT 92 AM PEAK HOUR 0700 TO 0800 VOLUME 1298 AM TOTAL 3448
 PM PEAK HOUR 0000 TO 0000 VOLUME 0 PM TOTAL 0

3 DAYS FACTOR GROUP P06 FACTOR GROUP GR-A2
 AVG WEEKDAY VOL 29526 X SEASONAL ADJ. FACTOR 0.9900 = 29231 X AXLE CORR FACTOR 0.9473 = ESTIMATED AVG DAILY TRAFFIC 27691

SR 014 MP 001.92 OFF SYSTEM ID. LEG 2 DIRECTION OF TRAFFIC BOTH WAYS LANE ALL OF

COUNT IDENTIFIER 10-001 COUNTER NUMBER 031953 * DESCRIPTION: ON SR 14 E/O COLUMBIA SHORES BLVD I/C

COUNT	IDENTIFIER	AM HOURS												PM HOURS												DAILY TOTAL
		1	2	3	4	5	6	7	8	9	10	11	12	1	2	3	4	5	6	7	8	9	10	11	12	
00-15	113	68	57	69	96	235	539	829	1033	837	757	784	890	910	939	1065	1140	1419	957	650	477	480	475	234		
15-30	97	75	55	64	127	341	689	1002	1043	813	686	845	803	890	955	1062	1130	1453	918	566	478	402	380	187		
30-45	76	60	51	75	158	485	792	1054	958	786	774	874	874	932	1077	1146	1190	1283	750	564	462	269	260	195		
45-00	58	52	56	87	187	502	981	1192	965	807	794	893	854	894	1134	1131	1277	1137	701	486	422	359	213	143		
TOT	344	255	219	295	568	1563	3001	4077	3999	3243	3011	3399	3421	3626	4105	4404	4737	5292	3326	2266	1839	1510	1328	759		

AM PEAK HOUR 0000 TO 0000 VOLUME 0
PM PEAK HOUR 0445 TO 0545 VOLUME 5345

AM TOTAL 0
PM TOTAL 32421

COUNT	IDENTIFIER	AM HOURS												PM HOURS												DAILY TOTAL
		1	2	3	4	5	6	7	8	9	10	11	12	1	2	3	4	5	6	7	8	9	10	11	12	
00-15	103	62	52	50	92	217	526	868	1077	833	821	865	926	949	918	1016	1177	1449	970	595	485	433	300	193		
15-30	91	76	54	64	109	310	719	1007	1036	826	749	858	840	942	901	1062	1128	1302	896	521	453	385	280	187		
30-45	82	66	49	87	154	464	881	1147	969	870	832	897	956	870	1030	1219	1233	1216	834	492	436	367	215	150		
45-00	70	53	52	81	158	528	980	1307	996	856	827	939	861	895	1104	1168	1267	1111	712	516	444	324	167	137		
TOT	346	257	207	282	513	1519	3106	4329	4078	3385	3229	3559	3583	3656	3953	4465	4805	5078	3412	2124	1818	1509	962	667		

AM PEAK HOUR 0730 TO 0830 VOLUME 4567
PM PEAK HOUR 0430 TO 0530 VOLUME 5251

AM TOTAL 24810
PM TOTAL 36032

COUNT	IDENTIFIER	AM HOURS												PM HOURS												DAILY TOTAL
		1	2	3	4	5	6	7	8	9	10	11	12	1	2	3	4	5	6	7	8	9	10	11	12	
00-15	113	68	57	69	96	235	539	829	1033	837	757	784	890	910	939	1065	1140	1419	957	650	477	480	475	234		
15-30	97	75	55	64	127	341	689	1002	1043	813	686	845	803	890	955	1062	1130	1453	918	566	478	402	380	187		
30-45	76	60	51	75	158	485	792	1054	958	786	774	874	874	932	1077	1146	1190	1283	750	564	462	269	260	195		
45-00	58	52	56	87	187	502	981	1192	965	807	794	893	854	894	1134	1131	1277	1137	701	486	422	359	213	143		
TOT	344	255	219	295	568	1563	3001	4077	3999	3243	3011	3399	3421	3626	4105	4404	4737	5292	3326	2266	1839	1510	1328	759		

AM PEAK HOUR 0730 TO 0830 VOLUME 4322
PM PEAK HOUR 0445 TO 0545 VOLUME 5432

AM TOTAL 23974
PM TOTAL 36613

TRIP SYSTEM 15 MINUTE TRAFFIC COUNT SUMMARY

SR 014 MP 001.92 OFF SYSTEM ID. LEG 2 DIRECTION OF TRAFFIC BOTH WAYS LANE ALL OF

COUNT IDENTIFIER 10-001 COUNTER NUMBER 031953 * DESCRIPTION: ON SR 14 E/O COLUMBIA SHORES BLVD I/C

01/14/10 THURSDAY		AM HOURS												PM HOURS												DAILY TOTAL
COUNT	IDENTIFIER	1	2	3	4	5	6	7	8	9	10	11	12	1	2	3	4	5	6	7	8	9	10	11	12	TOTAL
12	1	2	3	4	5	6	7	8	9	10	11	12	1	2	3	4	5	6	7	8	9	10	11	12	10157	
1	2	3	4	5	6	7	8	9	10	11	12	1	2	3	4	5	6	7	8	9	10	11	12	0		
TOT	396	285	246	277	561	1524	3001	4321	3959	3442	3294	3482	3614	3862	4249	4631	4954	5178	3322	2285	1891	1605	1122	732	62235	

AM PEAK HOUR 0715 TO 0815 VOLUME 4363 AM TOTAL 24788
 PM PEAK HOUR 0445 TO 0545 VOLUME 5342 PM TOTAL 37445

01/15/10 FRIDAY		AM HOURS												PM HOURS												DAILY TOTAL
COUNT	IDENTIFIER	1	2	3	4	5	6	7	8	9	10	11	12	1	2	3	4	5	6	7	8	9	10	11	12	TOTAL
12	1	2	3	4	5	6	7	8	9	10	11	12	1	2	3	4	5	6	7	8	9	10	11	12	10157	
1	2	3	4	5	6	7	8	9	10	11	12	1	2	3	4	5	6	7	8	9	10	11	12	0		
TOT	443	263	285	311	528	1420	2823	4084	4084	4084	0	0	0	0	0	0	0	0	0	0	0	0	0	0	10157	

AM PEAK HOUR 0700 TO 0800 VOLUME 4084 AM TOTAL 10157
 PM PEAK HOUR 0000 TO 0000 VOLUME 0 PM TOTAL 0

01/11/10 THRU 01/15/10 TOTAL HOURS FOR COUNT 91
 3 DAYS AVG WEEKDAY VOL 61221 X SEASONAL ADJ. FACTOR 0.9900 = 60609 X AXLE CORR FACTOR 0.9473 = ESTIMATED AVG DAILY TRAFFIC 57415
 PEAK HOUR PERCENTAGES: K = 8.87 D = 56.39
 PEAK HOUR LOCATION : VOLUME = 5432 DATE: 01/13/10 TIME: 04:45 PM