



RLU

Interval 60 min. 15 min.
 Binned(CL/SP) Count(volume)
Lane No 1 2

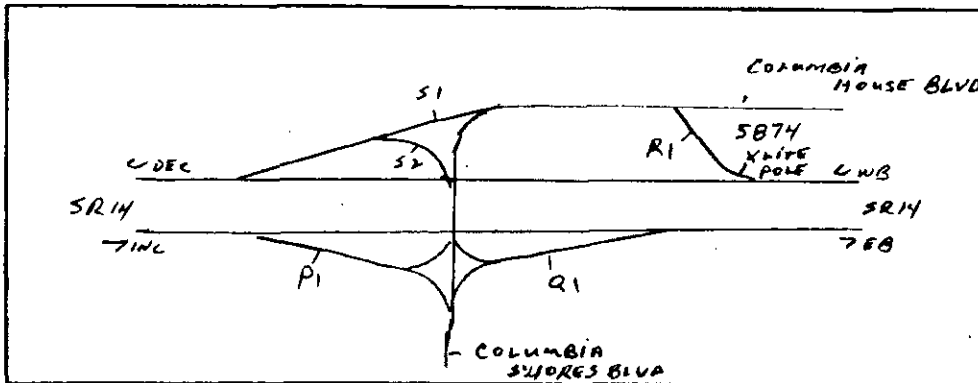
Direction Channel 1 _____
Direction Channel 2 _____
Unique ID# _____

Counter No. 455874 Count ID 13-001
SR 14 RRT/RRQ R1 00192 MP 0.00
Leg 2 Direction WB OSID _____

Station Description ON SR 14 WB OFF RAMP TO COLUMBIA HOUSE BLVD

Date	Day	Time	Comments
11-4-13	2	12:53	Manual (1) <u>2</u> (2) <u>2</u> Counter (1) <u>2</u> (2) <u>2</u> Set cntr ok BJ/RT 65v
11-5	3	12:19	Manual (1) <u>18</u> (2) <u>18</u> Counter (1) <u>18</u> (2) <u>18</u> Chk cntr ok BJ/RT 65v
11-6	4	08:07	Manual (1) <u>5</u> (2) <u>5</u> Counter (1) <u>5</u> (2) <u>5</u> Chk cntr ok BJ/RT 64v
11-7	5	10:52	Manual (1) <u>8</u> (2) <u>8</u> Counter (1) <u>8</u> (2) <u>8</u> Chk cntr ok BJ/RT 67v
11-8	6	08:20	Manual (1) <u>1</u> (2) <u>1</u> Counter (1) <u>1</u> (2) <u>1</u> P.U. cntr <u>OK</u> BJ/RT 65v

Sketch



B. JOHNSON / R. TROUPE
Field Person

SR 014 R100192 MP 000.00 OFF SYSTEM ID. LEG 2 DIRECTION OF TRAFFIC WESTBOUND LANE ALL OF
 COUNT IDENTIFIER 13-001 COUNTER NUMBER 455874 DESCRIPTION: ON SR 14 WB OFF RAMP TO COLUMBIA HOUSE BLVD

11/07/13 THURSDAY		AM HOURS		PM HOURS		DAILY TOTAL	
TIME	COUNT	TIME	COUNT	TIME	COUNT	TIME	COUNT
00-15	6	00-15	30	00-15	71	00-15	13
15-30	6	15-30	48	15-30	80	15-30	26
30-45	1	30-45	7	30-45	54	30-45	6
45-00	4	45-00	112	45-00	101	45-00	22
TOT	17	TOT	343	TOT	362	TOT	18

11/08/13 FRIDAY		AM HOURS		PM HOURS		DAILY TOTAL	
TIME	COUNT	TIME	COUNT	TIME	COUNT	TIME	COUNT
00-15	1	00-15	5	00-15	6	00-15	11
15-30	2	15-30	4	15-30	7	15-30	11
30-45	7	30-45	6	30-45	8	30-45	14
45-00	2	45-00	25	45-00	106	45-00	133
TOT	19	TOT	329	TOT	510	TOT	839

11/04/13 THRU 11/08/13
 TOTAL HOURS FOR COUNT 91

3 DAYS
 AVG WEEKDAY VOL 5751 X SEASONAL ADJ. FACTOR 0.9600 = 5521 X AXLE CORR FACTOR 0.9538 = ESTIMATED AVG DAILY TRAFFIC 5266
 PEAK HOUR PERCENTAGES: K = 10.54 D = 100.00
 PEAK HOUR LOCATION: VOLUME = 606 DATE: 11/05/13 TIME: 07:00 AM



RU

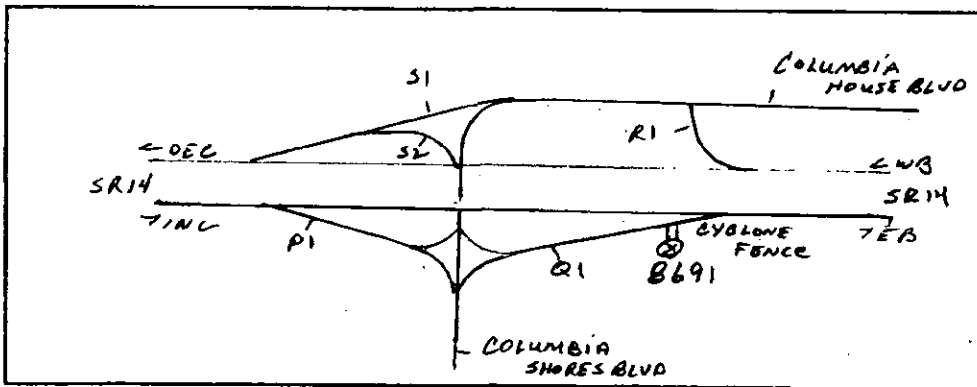
Interval 60 min. 15 min.
 Binned (CL/SP) Count (volume)
 Lane No 1 2
 Direction Channel 1 _____
 Direction Channel 2 _____
 Unique ID# _____

Counter No. 458691 Count ID 13-001
 SR 14 RRT/RRQ Q1 00160 MP 0.02
 Leg 2 Direction EB OSID _____

Station Description _ON SR14 EB ON RAMP FROM COLUMBIA SHORES BLVD

Date	Day	Time	Comments
11-4-13	2	10:48	Manual (1) <u>3</u> (2) _____ Counter (1) <u>3</u> (2) _____ Set cntr ok BJ/RT 640
11-5	3	11:03	Manual (1) <u>21</u> (2) _____ Counter (1) <u>21</u> (2) _____ Chk cntr ok BJ/RT 650
11-6	4	07:26	Manual (1) <u>2</u> (2) _____ Counter (1) <u>2</u> (2) _____ Chk cntr ok BJ/RT 640
11-7	5	10:11	Manual (1) <u>3</u> (2) _____ Counter (1) <u>3</u> (2) _____ Chk cntr ok BJ/RT 620
11-8	6	07:28	Manual (1) <u>1</u> (2) _____ Counter (1) <u>1</u> (2) _____ P.U. cntr OK BJ/RT 640

Sketch



B. JOHNSON / B. TRONPS
Field Person

DOT-RN8505A-B

STATE OF WASHINGTON - DEPARTMENT OF TRANSPORTATION
TRIP SYSTEM
HOURLY TRAFFIC CLASSIFICATION SUMMARY

DATE 12/26/13
TIME 07:29:59
PAGE 47

SR 014 0100160 MP 000.02 OFF SYSTEM ID. COUNTER NUMBER 458691 LEG 2 DESCRIPTION: ON SR 14 EB ON RAMP FROM COLUMBIA SHORES BLVD LANE ALL OF

DATE	TIME	CARS PICKUPS	BUS	SINGLE MED	HVY	4+	SINGLE UNIT %	DOUBLE UNITS 4-	5	6+	DOUBLE UNIT %	5- TRAINS 6	7+	TRAIN X	TRUCK %	CLASS UNKNOWN	TOTAL VEHICLES
11-05-13	TUESDAY	162	1	7	2	3	5.4	3	6	3	6.5	1		.5	12.4		185
	AM HOURS	203	1	4	1	4	2.7	4	4	3	4.6				7.3		219
	PM HOURS	255	1	7	4	6	4.0	6	6	6	2.2				6.3		272
	TOTAL	306	1	11	1	10	3.9	10	12	9	4.2	1		.3	8.4		334
		316		1	3	3	1.2	2	4	6	1.5				3.2		325
		335		1	1	4	1.6	4	4	2	2.6				9.3	2	348
		193		11	3	1	6.5	2	3	3	2.8				2.9		214
		170		1	1	1	2.6	1	1	1	2.3				2.1		175
		135		3	3	3	2.8	1	3	2	2.1				4.9		142
		108		4	1	1	4.3	1	1	2	1.7				6.1		115
		81		1	2	1	3.5	1	1	1	2.3				3.6		86
		54															56
	AM TOTAL	840	7	28	1	7	3.7	7	52	39	10.1	1			13.7	1	975
	PM TOTAL	2318	4	51	18	19	3.0	32	24	24	3.0	1		.1	6.1	3	2471
	DAY TOTAL	3158	11	79	19	26	3.2	84	63	50	5.0	1	1	.1	8.2	4	3446
															2-AXLE EQUIVALENT		3738

DOT-RN8505A-B

STATE OF WASHINGTON - DEPARTMENT OF TRANSPORTATION
TRIP SYSTEM
HOURLY TRAFFIC CLASSIFICATION SUMMARY

DATE 12/26/13
TIME 07:29:59
PAGE 48

SR 014 Q100160 MP 000.02 OFF SYSTEM ID. LEG 2 DIRECTION OF TRAFFIC EASTBOUND LANE ALL OF

COUNT IDENTIFIER 13-001 COUNTER NUMBER 458691 DESCRIPTION: ON SR 14 EB ON RAMP FROM COLUMBIA SHORES BLVD

DATE	TIME	CARS PICKUPS	BUS	SINGLE MED	HVY	4+	SINGLE UNIT %	DOUBLE 4-	DOUBLE 5	DOUBLE 6+	DOUBLE UNIT %	5-6 TRAINS	7+ TRAINS	TRAIN %	TRUCK %	CLASS UNKNOWN	TOTAL VEHICLES
11-06-13	WEDNESDAY	17	1	1	1	1	4.8	1	1	2	14.3	12.5	19.0	12.5	19.0	1	937
12- - -	AM HOURS	7															2301
1- - -		13															2301
2- - -		9															2301
3- - -		27															2301
4- - -		59															2301
5- - -		144															2301
6- - -		111															2301
7- - -		135															2301
8- - -		128															2301
9- - -		146															2301
10- - -																	2301
11- - -																	2301
12- - -																	2301
PM HOURS		181	1	6	4	1	5.6	1	1	1	1.5	7.2	7.2	7.2		1	195
1- - -		239	1	5	4	1	3.9	1	6	2	3.5	7.4	7.4	7.4		1	258
2- - -		215		7	3	3	4.6	3	5	3	4.6	9.3	9.3	9.3		1	237
3- - -		269	2	6	3	1	3.8	3	6	1	3.4	7.2	7.2	7.2		1	291
4- - -		303		5	1	1	2.8	1	4	3	1.9	4.4	4.4	4.4		1	317
5- - -		309		5	1	1	1.9	3	4	3	1.9	3.7	3.7	3.7		1	321
6- - -		175		4	1	1	2.1	1	4	3	4.3	6.4	6.4	6.4		1	187
7- - -		132	1	4	1	1	2.9	4	2	2	2.7	4.3	4.3	4.3		1	138
8- - -		143		1			1.1	2	2	2	2.7	5.4	5.4	5.4		1	93
9- - -		88		1			1.1	3	3	1	4.3	4.8	4.8	4.8		1	62
10- - -		59					1.9	1	2	1	3.7	5.6	5.6	5.6		1	54
11- - -		51															54
12- - -																	54
AM TOTAL		799	8	34	6	2	5.3	10	37	41	9.4	14.7	14.7	14.7		1	937
PM TOTAL		2164	5	45	18	1	3.0	14	38	15	2.9	5.9	5.9	5.9		1	2301
DAY TOTAL		2963	13	79	24	3	3.7	24	75	56	4.8	8.5	8.5	8.5		1	3238
																	3502

2-AXLE EQUIVALENT

DOT-RN8505A-B

STATE OF WASHINGTON - DEPARTMENT OF TRANSPORTATION
TRIP SYSTEM
HOURLY TRAFFIC CLASSIFICATION SUMMARY

DATE 12/26/13
TIME 07:29:59
PAGE 49

SR 014 0100160 MP 000.02 OFF SYSTEM ID. COUNTER NUMBER 458691 LEG 2 DIRECTION OF TRAFFIC EASTBOUND LANE ALL OF
COUNT IDENTIFIER 13-001 DESCRIPTION: ON SR 14 EB ON RAMP FROM COLUMBIA SHORES BLVD

THURSDAY AM HOURS	CARS PICKUPS	BUS	SINGLE MED	UNITS HVV	4+	SINGLE UNIT %	DOUBLE 4-	UNITS 5	6+	DOUBLE UNIT %	5-	TRAINS 6	7+	TRAIN %	TRUCK %	CLASS UNKNOWN	VEHICLES	TOTAL	
11-07-13																			
12 - 1	25					6.7	2	2	2	13.8					13.8		29	29	
1 - 2	11					23.1	2	2	2	15.4					15.4		13	13	
2 - 3	10					23.1	2	2	2	26.7					33.3		15	15	
3 - 4	7					11.4	1	2	2	23.5					46.2		17	17	
4 - 5	13					11.4	2	2	4	17.1					28.6		35	35	
5 - 6	25					5.9	2	2	4	17.1					23.5		85	85	
6 - 7	65					3.1	2	2	4	6.9					10.6		160	160	
7 - 8	143					3.1	2	2	4	7.5					10.6		120	120	
8 - 9	100					4.6	1	8	4	8.5					16.7		153	153	
9 - 10	133					6.4	3	10	4	7.5					13.1		153	153	
10 - 11	160					6.8	3	9	2	7.5					14.4		187	187	
11 - 12	151					3.0	2	5	4	5.5					9.5		200	200	
PM HOURS																			
12 - 1	181					3.9	1	2	1	2.0					5.9		205	205	
1 - 2	192					2.2	1	2	3	3.4					5.6		267	267	
2 - 3	301					3.1	2	4	4	3.1					6.5		322	322	
3 - 4	313					2.4	3	4	2	2.5					3.8		331	331	
4 - 5	302					1.2	4	5	4	2.9					4.1		314	314	
5 - 6	163					1.9	3	3	2	1.3					3.2		170	170	
6 - 7	152					1.5	1	1	2	1.5					3.0		157	157	
7 - 8	130					1.0	1	2	1	1.0					2.0		98	98	
8 - 9	96					3.4	1	1	1	3.2					3.4		65	65	
9 - 10	61																58	58	
10 - 11	56																		
11 - 12	56																		
AM TOTAL	843	9	42	8	1	6.0	7	50	42	9.9	1	1	1	.2	16.0		1004	1004	
PM TOTAL	2199	6	34	9	1	2.2	14	30	22	2.8	1	1	1	.1	5.1		2319	2319	
DAY TOTAL	3042	15	76	17	2	3.3	21	80	64	5.0	1	2	2	.2	8.4	2-AXLE EQUIVALENT	3323	3323	

SR 014 Q100160 MP 000.02 OFF SYSTEM ID. LEG 2 DIRECTION OF TRAFFIC EASTBOUND LANE ALL OF
 COUNT IDENTIFIER 13-001 COUNTER NUMBER 458691 DESCRIPTION: ON SR 14 EB ON RAMP FROM COLUMBIA SHORES BLVD

11-08-13	CARS PICKUPS	BUS	SINGLE MED	UNITS HVY	4+	SINGLE UNIT %	DOUBLE UNITS	4-	5	6+	DOUBLE UNIT %	5-	TRAINS	7+	TRAIN %	TRUCK %	CLASS UNKNOWN	VEHICLES
FRIDAY	42	1				2.2	1			1	4.4					6.7		45
AM HOURS	14						1			1	6.7					6.7		15
1 - 2	7						2			2	30.0					30.0		10
2 - 3	12		2			23.8	1			1	19.0					42.9		21
3 - 4	15			1		4.5	1			1	22.7					27.3		22
4 - 5	25						1			1	21.9					21.9		32
5 - 6	61			1		1.4	1			2	16.2					17.6		74
6 - 7																		
7 - 8																		
8 - 9																		
9 - 10																		
10 - 11																		
11 - 12																		
PM HOURS																		
12 - 1																		
1 - 2																		
2 - 3																		
3 - 4																		
4 - 5																		
5 - 6																		
6 - 7																		
7 - 8																		
8 - 9																		
9 - 10																		
10 - 11																		
11 - 12																		
AM TOTAL	176	3	4	1		3.7	3	15	16		15.5					19.2	1	219
PM TOTAL	176	3	4	1		3.7	3	15	16		15.5					19.2	1	219
DAY TOTAL	176	3	4	1		3.7	3	15	16		15.5					19.2	1	219

11-08-13 THRU 11-08-13
 AVERAGE WEEKDAY CLASSIFICATION VOLUMES. *****
 CARS PICKUPS | BUS MED HVY | 4+ | SINGLE UNIT % | DOUBLE UNITS | 4- | 5 | 6+ | DOUBLE UNIT % | 5- | TRAINS | 7+ | TRAIN % | TRUCK % | CLASS UNKNOWN | TOTAL VEHICLES
 VOLUME 3054 | 13 | 78 | 20 | 2 | 3.4 | 24 | 80 | 61 | 4.9 | 1 | 1 | 1 | 1 | 1 | 8.4 | 2 | 3336
 TOTAL HOURS FOR COUNT 91
 3 DAYS
 AVG WEEKDAY VOL 3336 X SEASONAL ADJ. FACTOR 0.9600 = ESTIMATED AVG DAILY TRAFFIC 3203
 AND 2-AXLE EQUIVALENT 3621

0.9813

PEAK HOUR PERCENTAGES: K = 11.27 D = 100.00 T = 7.18
 PEAK HOUR LOCATION : VOLUME = 376 DATE: 11/04/13 TIME: 04:00 PM



RU

Interval 60 min. 15 min.
 Binned(CL/SP) Count(volume)
Lane No 1 2

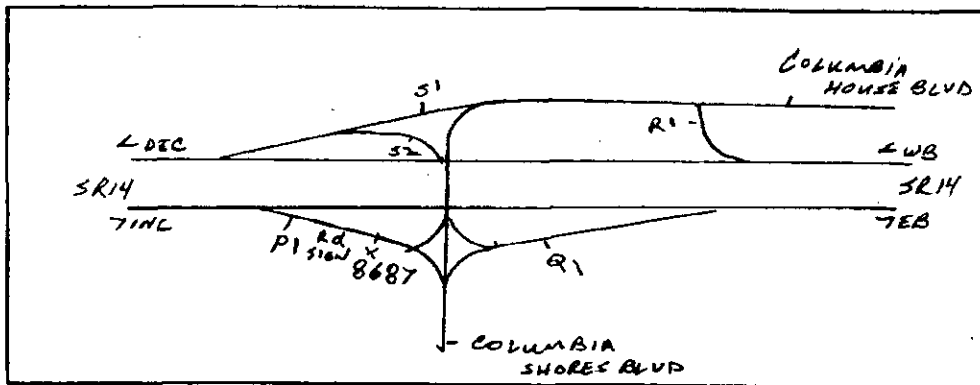
Direction Channel 1 _____
Direction Channel 2 _____
Unique ID# _____

Counter No. 458687 Count ID 13-001
SR 14 RRT/RRQ P1 00075 MP 0.00
Leg 2 Direction EB OSID _____

Station Description ON SR 14 EB OFF RAMP TO COLUMBIA SHORES BLVD

Date	Day	Time	Comments
11-4-13	2	10:41	Manual (1) <u>4</u> (2) _____ Counter (1) <u>4</u> (2) _____ Set cntr ok BJ/RT 6.70
11-5	3	10:56	Manual (1) <u>41</u> (2) _____ Counter (1) <u>41</u> (2) _____ Chk cntr ok BJ/RT 6.60
11-6	4	07:22	Manual (1) <u>10</u> (2) _____ Counter (1) <u>10</u> (2) _____ Chk cntr ok BJ/RT 6.50
11-7	5	10:07	Manual (1) <u>8</u> (2) _____ Counter (1) <u>8</u> (2) _____ Chk cntr ok BJ/RT 6.50
11-8	6	07:24	Manual (1) <u>1</u> (2) _____ Counter (1) <u>1</u> (2) _____ P.U. cntr <u>OTL</u> BJ/RT 6.50

Sketch



B. Johnson / R. Troupe
Field Person

SR 014 P100075 MP 000.00 OFF SYSTEM ID. LEG 2 DIRECTION OF TRAFFIC EASTBOUND LANE ALL OF
 COURT IDENTIFIER 13-001 COUNTER NUMBER 458687 DESCRIPTION: ON SR 14 EB OFF RAMP TO COLUMBIA SHORES BLVD

11/06/13 MONDAY	AM HOURS												PM HOURS												DAILY TOTAL
	1	2	3	4	5	6	7	8	9	10	11	12	1	2	3	4	5	6	7	8	9	10	11	12	
12	1	2	3	4	5	6	7	8	9	10	11	12	1	2	3	4	5	6	7	8	9	10	11	12	4672
TOT	99												492												591
	AM PEAK HOUR 1100 TO 1200 VOLUME 492												PM PEAK HOUR 1215 TO 0130 VOLUME 626												4081

11/05/13 TUESDAY

11/05/13 TUESDAY	AM HOURS												PM HOURS												DAILY TOTAL
	1	2	3	4	5	6	7	8	9	10	11	12	1	2	3	4	5	6	7	8	9	10	11	12	
12	1	2	3	4	5	6	7	8	9	10	11	12	1	2	3	4	5	6	7	8	9	10	11	12	7421
TOT	405												540												540
	AM PEAK HOUR 1100 TO 1200 VOLUME 540												PM PEAK HOUR 1200 TO 0100 VOLUME 614												4391

11/06/13 WEDNESDAY

11/06/13 WEDNESDAY	AM HOURS												PM HOURS												DAILY TOTAL
	1	2	3	4	5	6	7	8	9	10	11	12	1	2	3	4	5	6	7	8	9	10	11	12	
12	1	2	3	4	5	6	7	8	9	10	11	12	1	2	3	4	5	6	7	8	9	10	11	12	2988
TOT	407												557												557
	AM PEAK HOUR 1100 TO 1200 VOLUME 513												PM PEAK HOUR 1230 TO 0130 VOLUME 557												4091

SR 014 P100075 MP 000.00 OFF SYSTEM ID. LEG 2 DIRECTION OF TRAFFIC EASTBOUND LANE ALL OFF

COUNT IDENTIFIER 13-001 COUNTER NUMBER 458687 DESCRIPTION: ON SR 14 EB OFF RAMP TO COLUMBIA SHORES BLVD

11/07/13 THURSDAY		AM HOURS												PM HOURS												DAILY TOTAL	
		1	2	3	4	5	6	7	8	9	10	11	12	1	2	3	4	5	6	7	8	9	10	11	12		
00-15	11	4	4	6	12	37	98	85	92	68	90	88	152	141	142	136	112	128	99	60	72	40	23	33	40	33	
15-30	19	4	4	7	20	37	79	92	91	66	92	114	143	137	130	105	115	86	76	57	31	25	12	57	12		
30-45	10	9	9	19	27	109	69	80	64	58	87	140	144	134	164	135	98	104	69	65	49	37	25	104	19		
45-00	10	6	6	9	42	152	125	112	83	62	71	140	165	129	168	110	136	102	78	64	44	38	30	102	7		
TOT	50	28	23	41	101	335	371	369	330	254	340	482	604	547	611	511	452	449	332	265	222	146	103	71	7037		
		AM PEAK HOUR 1100 TO 1200 VOLUME 482												PM PEAK HOUR 0200 TO 0300 VOLUME 611												AM TOTAL 2724	
		PM PEAK HOUR 0000 TO 0000 VOLUME 402												PM PEAK HOUR 0000 TO 0000 VOLUME 0												PM TOTAL 4313	

11/08/13 FRIDAY		AM HOURS												PM HOURS												DAILY TOTAL	
		1	2	3	4	5	6	7	8	9	10	11	12	1	2	3	4	5	6	7	8	9	10	11	12		
00-15	14	10	5	11	13	33	101	106													106	106					
15-30	10	7	2	11	21	33	91													91	91						
30-45	8	9	19	13	34	94	87													87	87						
45-00	11	6	10	11	30	116	117													117	117						
TOT	43	32	36	46	98	296	396	106													106	106					
		AM PEAK HOUR 0530 TO 0630 VOLUME 402												AM PEAK HOUR 0000 TO 0000 VOLUME 0												AM TOTAL 1053	
		PM PEAK HOUR 0000 TO 0000 VOLUME 0												PM PEAK HOUR 0000 TO 0000 VOLUME 0												PM TOTAL 0	
																										TOTAL 1053	

11/04/13 THRU 11/08/13 TOTAL HOURS FOR COUNT 91
 3 DAYS FACTOR GROUP P06
 AVG WEEKDAY VOL 7179 X SEASONAL ADJ. FACTOR 0.9600 = 6892 X ANGLE CORR FACTOR 0.9538 = ESTIMATED AVG DAILY TRAFFIC 6574
 PEAK HOUR PERCENTAGES: K = 8.72 D = 100.00
 PEAK HOUR LOCATION : VOLUME = 626 DATE: 11/04/13 TIME: 12:15 PM



Washington State
Department of Transportation

RU

Diamond Traffic Counter

Interval 60 min. 15 min.
 Binned(CL/SP) Count(volume)
 Lane No 1 2

1 OF 2

Direction Channel 1 _____
 Direction Channel 2 _____
 Unique ID# _____

Counter No. 458689 Count ID 13-001
 SR 14 RRT/RRQ 51 00055 MP ~~1000~~ 0.26
 Leg 2 Direction WB OSID _____

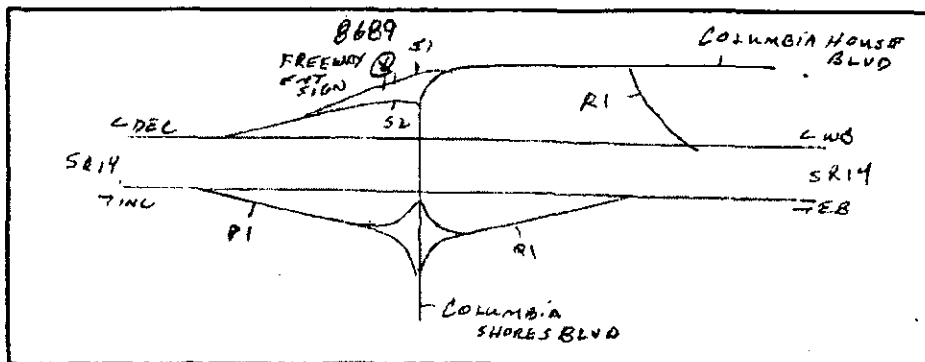
COUNTER SET TO WSDOT 89 CLASS SCHEME

SHORES

Station Description - ON SR 14 WB ON RAMP FROM COLUMBIA ~~HOUSE~~ BLVD

Date	Day	Time	Comments
11-4-13	2	13:01	Manual (1) <u>5</u> (2) _____ Counter (1) <u>5</u> (2) _____ Set cntr ok BJ/RT 630
11-5	3	12:25	Manual (1) <u>13</u> (2) _____ Counter (1) <u>13</u> (2) _____ Chk cntr ok BJ/RT 640
11-6	4	08:11	Manual (1) <u>10</u> (2) _____ Counter (1) <u>10</u> (2) _____ Chk cntr ok BJ/RT 630
11-7	5	10:56	Manual (1) <u>8</u> (2) _____ Counter (1) <u>8</u> (2) _____ Chk cntr ok BJ/RT 660
11-8	6	08:25	Manual (1) <u>1</u> (2) _____ Counter (1) <u>1</u> (2) _____ P.U. cntr OK BJ/RT 640

Sketch



B. Johnson / R. Tronpe
Field Person



RU

Interval 60 min. 15 min.
 Binned(CL/SP) Count(volume)
 Lane No 1 2

2 OF 2

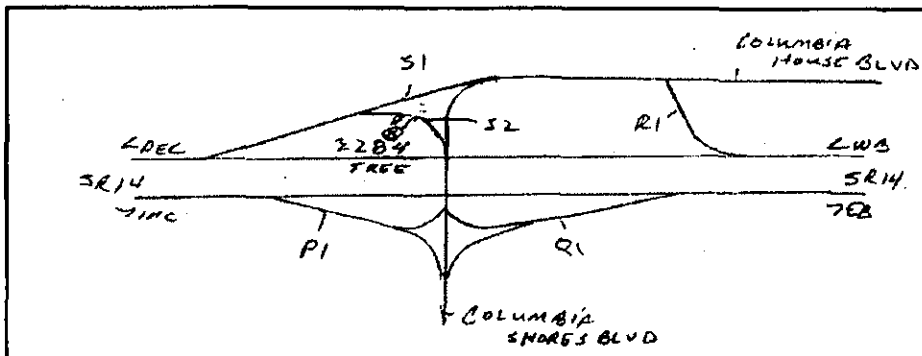
Direction Channel 1 _____
 Direction Channel 2 _____
 Unique ID# _____

Counter No. 452284 Count ID 13-001
51
 SR 14 RRT/RRQ ~~00055~~ MP ~~000~~
0.26
 Leg 2 Direction WB OSID _____

Station Description _ON SR 14 WB ON RAMP FROM COLUMBIA SHORES BLVD

Date	Day	Time	Comments
11-4-13	2	13:10	Manual (1) <u>2</u> (2) _____ Counter (1) <u>2</u> (2) _____ Set cntr ok BJ/RT 641V
11-5	3	12:33	A TUBE GAD 1227-DN 1233 Manual (1) <u>10</u> (2) _____ Counter (1) <u>10</u> (2) _____ Chk cntr ok BJ/RT 640
11-6	4	08:12	Manual (1) <u>7</u> (2) _____ Counter (1) <u>7</u> (2) _____ Chk cntr ok BJ/RT 630
11-7	5	10:57	Manual (1) <u>12</u> (2) _____ Counter (1) <u>12</u> (2) _____ Chk cntr ok BJ/RT 630
11-8	6	08:29	Manual (1) <u>1</u> (2) _____ Counter (1) <u>1</u> (2) _____ P.U. cntr <u>47L</u> BJ/RT 630

Sketch



B. JOHNSON / B. TROUPE
Field Person

DOT-RM505A-B

STATE OF WASHINGTON - DEPARTMENT OF TRANSPORTATION
TRIP SYSTEM
HOURLY TRAFFIC CLASSIFICATION SUMMARY

DATE 12/26/13
TIME 07:29:59
PAGE 27

SR 014 S100055 MP 000.26 OFF SYSTEM ID. LEG 2 DIRECTION OF TRAFFIC WESTBOUND LANE 1 OF 2
COUNT IDENTIFIER 13-001 COUNTER NUMBER 458689 DESCRIPTION: ON SR 14 WB ON RAMP FROM COLUMBIA SHORES BLVD

11-05-13 TUESDAY AM HOURS	CARS PICKUPS	BUS MED	SINGLE UNITS HVV	4+	SINGLE UNIT %	DOUBLE UNITS 4-	5	6+	DOUBLE UNIT %	5- TRAINS 6	7+	TRAIN %	TRUCK %	CLASS UNKNOWN	TOTAL VEHICLES
12 - 1	26		1		3.6			1	5.6				7.1		28
1 - 2	7				42.9								42.9		7
2 - 3	4		1										23.1		6
3 - 4	6		4		15.4			2	7.7				5.6		26
4 - 5	20		4		5.6				2.5				12.3		90
5 - 6	85		7		9.9			2	4.7				11.2		81
6 - 7	71		6		6.5	3		2	2.6				10.6	1	107
7 - 8	94		7		7.9	3		1	2.8				8.9		151
8 - 9	135		10		6.1	1		1	2.3				6.8	1	179
9 - 10	163		9		4.5	3			2.4				7.3		222
10 - 11	206		12		4.9	3		4					5.3		286
11 - 12	265		1		5.0	2		1	.9				4.7		342
PM HOURS															
12 - 1	324		14		3.8	2		1	.9				4.7		319
1 - 2	304		11		4.4	2		1	1.4				5.7		296
2 - 3	279		9		3.0	2		2	.7				3.3		301
3 - 4	291		12		3.6	2		1	.3				4.4		413
4 - 5	394		15		1.7	1		1	.5				2.2	1	414
5 - 6	405		7		2.9				1.2				1.2		279
6 - 7	271		8		1.2				2.3				1.0		170
7 - 8	168		2		2.3				1.3				1.0		129
8 - 9	126		3		1.0				1.3				1.3		101
9 - 10	100		1		1.3				6.0				8.9	2	77
10 - 11	76		2		6.3				3.1				5.6	1	2891
11 - 12	47		1		3.1			3	1.1				5.2	3	4081
AM TOTAL	1082		63		6.3	15		15	2.6				5.2	3	4081
PM TOTAL	2785		85		3.1	7		6	.5				5.6	1	2891
DAY TOTAL	3867		148		4.1	20		21	1.1				5.2	3	4147
2-AXLE EQUIVALENT															

DOT-RN8505A-8

STATE OF WASHINGTON - DEPARTMENT OF TRANSPORTATION
TRIP SYSTEM
HOURLY TRAFFIC CLASSIFICATION SUMMARY

DATE 12/26/13
TIME 07:29:59
PAGE 28

SR 014 S100055 MP 000.26 OFF SYSTEM ID. COUNTER NUMBER 458689 LEG 2 DESCRIPTION: ON SR 14 WB ON RAMP FROM COLUMBIA SHORES BLVD LANE 1 OF 2

DAY	CARS PICKUPS	BUS	SINGLE MED	UNITS 4+	SINGLE UNIT %	DOUBLE UNITS 4-	5	6+	DOUBLE UNIT %	5- TRAINS 6	7+	TRAIN %	TRUCK %	CLASS UNKNOWN	TOTAL VEHICLES
11-06-13	13	1	1	2	11.1	1	5	1	6.3	1	1	-4	5.3	1	246
WEDNESDAY	9	1	2	2	2.5	2	2	1	1.9	1	1	.3	6.8	1	281
AM HOURS	11	1	6	2	6.3	1	5	1	1.4	1	1	.3	6.5	1	293
1 - 1	11	1	2	2	2.5	1	2	1	1.4	1	1	.3	6.5	1	293
2 - 2	12	1	6	2	7.5	1	2	1	2.3	1	1	.3	5.7	1	299
3 - 3	12	1	13	1	4.5	1	1	1	1.3	1	1	.3	6.1	1	312
4 - 4	24	1	13	1	3.6	1	1	1	.6	1	1	.3	4.1	1	363
5 - 5	78	1	8	1	2.2	1	1	1	.3	1	1	.3	2.5	1	356
6 - 6	70	1	3	1	1.2	1	1	1	.9	1	1	.1	1.2	1	241
7 - 7	97	1	10	1	4.5	1	2	1	2.0	1	1	.4	5.3	1	246
8 - 8	154	1	7	1	8.0	2	2	1	1.1	1	1	.4	5.3	1	203
9 - 9	159	1	11	1	3.4	2	2	1	1.1	1	1	.4	5.3	1	203
10 - 10	192	1	10	1	4.5	1	1	1	1.1	1	1	.4	5.3	1	246
11 - 11	232	1	16	1	6.4	1	1	1	1.4	1	1	.4	6.8	1	281
12 - 12	261	2	12	1	4.8	2	1	1	1.4	1	1	.3	6.5	1	293
PM HOURS	274	1	14	1	5.4	1	1	1	1.3	1	1	.3	5.7	1	299
1 - 1	282	2	13	1	4.5	3	1	1	1.3	1	1	.3	6.1	1	312
2 - 2	293	1	13	1	3.6	1	1	1	.6	1	1	.3	4.1	1	363
3 - 3	348	1	8	1	2.2	1	1	1	.3	1	1	.3	2.5	1	356
4 - 4	346	1	3	1	1.2	1	1	1	.9	1	1	.1	1.2	1	241
5 - 5	238	1	10	1	4.5	1	2	1	2.0	1	1	.4	5.3	1	246
6 - 6	170	1	7	1	3.7	1	1	1	1.6	1	1	.1	1.2	1	241
7 - 7	170	1	3	1	1.6	1	1	1	1.6	1	1	.1	1.2	1	241
8 - 8	114	1	1	1	3.7	1	1	1	1.6	1	1	.1	1.2	1	241
9 - 9	79	1	1	1	1.6	1	1	1	1.6	1	1	.1	1.2	1	241
10 - 10	61	1	1	1	2.7	1	1	1	1.6	1	1	.1	1.2	1	241
11 - 11	36	1	1	1	5.9	7	12	1	1.7	1	1	.1	7.6	2	1140
12 - 12	1051	6	85	6	3.5	9	4	1	.5	1	1	.1	4.1	2	2612
AM TOTAL	1051	6	55	6	5.9	7	12	1	1.7	1	1	.1	7.6	2	1140
PM TOTAL	2502	6	85	1	3.5	9	4	1	.5	1	1	.1	4.1	2	2612
DAY TOTAL	3553	12	140	7	4.2	16	16	1	.9	1	2	.1	5.2	4	3752
2-AXLE EQUIVALENT															3603

DOT-RN8505A-B

STATE OF WASHINGTON - DEPARTMENT OF TRANSPORTATION
TRIP SYSTEM SUMMARY
HOURLY TRAFFIC CLASSIFICATION SUMMARY

DATE 12/26/13
TIME 07:29:59
PAGE 29

SR 014 S100055 MP 000.26 OFF SYSTEM ID. LEG 2 DIRECTION OF TRAFFIC WESTBOUND LANE 1 OF 2
COUNT IDENTIFIER 13-001 COUNTER NUMBER 458689 DESCRIPTION: ON SR 14 WB ON RAMP FROM COLUMBIA SHORES BLVD

DATE	TIME	CARS PICKUPS	BUS	SINGLE MED	UNITS HVY 4+	SINGLE UNIT X	DOUBLE 4-5	DOUBLE UNITS 6+	DOUBLE UNIT X	5-6 TRAINS	7+ TRAINS	TRAIN X	TRUCK X	CLASS UNKNOWN	TOTAL VEHICLES
11-07-13	THURSDAY	12	1	1	1	7.7	1	2	20.0				20.0		25
	AM HOURS	25				16.7			15.4				23.1		5
	1	4				7.7							16.7		6
	2	10				4.3			4.3				8.7		23
	3	5				3.8			1.3				5.1		78
	4	21				7.0		1	5.6				12.7		71
	5	74				9.9		1	4.9				14.8		81
	6	62				9.2		3	3.5				12.8		141
	7	69	1			3.2		2	3.7				8.0		188
	8	123	2			7.0		1	1.0	1		1.1	8.0		199
	9	173	1			5.4							6.7		239
	10	183	1												199
	11	223	1												239
	12	283	2			4.7	3	1	1.3				6.0		301
	PM HOURS	294	1			5.1	4	1	1.6				6.7		315
	1	297	4			4.5	1	1	.3				4.8		312
	2	314	1			3.4	3		.9				4.3		328
	3	309				2.9	1		.5				3.4	1	414
	4	383				1.8			.3				2.0		391
	5	266				1.4							1.9		267
	6	156				.8							1.8		159
	7	123				2.2							2.2		124
	8	90				1.3							1.3		92
	9	75				2.1							2.1		76
	10	46													47
	11														
	12														
	AM TOTAL	972	6	50	9	6.1	12	16	2.8	1	1		9.1		1069
	PM TOTAL	2726	8	73	2	2.9	12	4	.6				3.5	1	2826
	DAY TOTAL	3698	14	123	11	3.8	24	20	1.2	1	1	.1	5.0	1	3895
													2-AXLE EQUIVALENT		3962

DOT-RNB505A-B

STATE OF WASHINGTON - DEPARTMENT OF TRANSPORTATION
TRIP SYSTEM
HOURLY TRAFFIC CLASSIFICATION SUMMARY

DATE 12/26/13
TIME 07:29:59
PAGE 30

SR 014 S100055 MP 000.26 OFF SYSTEM ID. LEG 2 DIRECTION OF TRAFFIC WESTBOUND LANE 1 OF 2
COUNT IDENTIFIER 13-001 COUNTER NUMBER 458689 DESCRIPTION: ON SR 14 WB ON RAMP FROM COLUMBIA SHORES BLVD

11-08-13 FRIDAY AM HOURS	CARS PICKUPS	BUS MED	SINGLE UNITS HVV	4+	SINGLE UNIT %	DOUBLE UNITS 4-	5	6+	DOUBLE UNIT %	5-	TRAINS 6	7+	TRAIN %	TRUCK %	CLASS UNKNOWN	VEHICLES	TOTAL
12 - 1	21					1			4.5					4.5		22	22
1 - 2	19								20.0					20.0		19	19
2 - 3	4								4.3					13.0		5	5
3 - 4	20								11.8					11.8		23	23
4 - 5	15								11.8					4.1		17	17
5 - 6	71								8.7					13.0		76	76
6 - 7	59								8.7					8.1		69	69
7 - 8	114								3.2					8.1		124	124
8 - 9																	
9 - 10																	
10 - 11																	
11 - 12																	
PM HOURS																	
12 - 1	1																
1 - 2	2																
2 - 3	3																
3 - 4	4																
4 - 5	5																
5 - 6	6																
6 - 7	7																
7 - 8	8																
8 - 9	9																
9 - 10	10																
10 - 11	11																
11 - 12	12																
AM TOTAL	323								4.2					8.2		353	353
PM TOTAL	1								4.0					8.2		1	1
DAY TOTAL	323								4.0					8.2		353	353
																2-AXLE EQUIVALENT	376

DOT-RN0505A-B

STATE OF WASHINGTON - DEPARTMENT OF TRANSPORTATION
TRIP SYSTEM
HOURLY TRAFFIC CLASSIFICATION SUMMARY

DATE 12/26/13
TIME 07:29:59
PAGE 32

SR 014 S100055 MP 000.26 OFF SYSTEM ID. COUNTER NUMBER 452284 LEG 2 DESCRIPTION: ON SR 14 WB ON RAMP FROM COLUMBIA SHORES BLVD LANE 2 OF 2

DATE	TIME	CARS PICKUPS	BUS	SINGLE MED	HVY	4+	SINGLE UNIT %	DOUBLE 4-5	6+	DOUBLE UNIT %	5-6	7+	TRAIN %	TRUCK %	CLASS UNKNOWN	TOTAL VEHICLES
11-05-13	TUESDAY	1					3.0									18
AM HOURS		1					1.6									18
12 - 1							1.7									21
2 - 2							1.2									10
3 - 3							1.2									11
4 - 4							1.6									22
5 - 5							1.6									31
6 - 6							1.2									54
7 - 7							1.2									90
8 - 8							1.2									88
9 - 9							1.2									119
10 - 10							1.2									148
11 - 11							1.2									159
12 - 12							1.2									226
PM HOURS							3.8									114
1 - 1							7.7									210
2 - 2							7.7									195
3 - 3							5.7									168
4 - 4							5.7									282
5 - 5							2.8									356
6 - 6							3.2									280
7 - 7							3.0									134
8 - 8							2.1									94
9 - 9							4.3									83
10 - 10							4.3									70
11 - 11							6.3									69
12 - 12							4.3									63
AM TOTAL		15	4	1	1		.6	2	65	14	1	4	9	.1	986	1010
PM TOTAL		1664	7	48	29	3	4.3	44	14	4.1	3	4	9	.8	116	2004
DAY TOTAL		1679	11	49	30	3	3.1	46	14	4.1	4	4	9	.6	1102	3014
2-AXLE EQUIVALENT																
3237																

DOT-RN8505A-8

STATE OF WASHINGTON - DEPARTMENT OF TRANSPORTATION
TRIP SYSTEM
HOURLY TRAFFIC CLASSIFICATION SUMMARY

DATE 12/26/13
TIME 07:29:59
PAGE 33

SR 014 S100055 MP 000.26 OFF SYSTEM ID. LEG 2 DIRECTION OF TRAFFIC WESTBOUND LANE 2 OF 2
COUNT IDENTIFIER 13-001 COUNTER NUMBER 452284 DESCRIPTION: ON SR 14 WB ON RAMP FROM COLUMBIA SHORES BLVD

11-06-13 WEDNESDAY AM HOURS	CARS PICKUPS	BUS	SINGLE MED	UNITS RVY	4+	SINGLE UNIT %	DOUBLE 4-	UNITS 5	6+	DOUBLE UNIT %	5-	TRAINS 6	7+	TRAIN %	TRUCK %	CLASS UNKNOWN	VEHICLES	TOTAL VEHICLES
12 - 1	19					12.5	1	2		13.5				1.1	13.6		16	22
1 - 2	9	2				5.9	1	1	2	12.5				1.0	25.0		15	22
2 - 3	9					5.9				12.5				1.0	13.6		16	22
3 - 4	5					24.0				41.2				7.1	47.1		17	17
4 - 5	5					8.3				35.7				3.3	64.3		14	14
5 - 6	27					7.1				40.0				2.6	55.0		25	25
6 - 7	40					9.1				43.3				3.3	64.3		60	60
7 - 8	70					7.1				36.4				2.6	48.1		77	77
8 - 9	81					5.9				22.2				1.3	29.3		99	99
9 - 10	116					8.4				21.8				1.3	31.1	1	119	119
10 - 11	92					9.3				22.9				2.1	25.2		155	155
11 - 12	129					9.2				22.9				1.1	34.3		140	140
PM HOURS																		
12 - 1	166					5.3	10	13	6	13.9				1.0	20.2		208	208
1 - 2	149					9.5	4	20	4	14.0				2.0	25.5		200	200
2 - 3	166					10.9	5	10	2	8.1				2.4	21.3		211	211
3 - 4	265					9.0	8	5	3	4.5				1.0	14.5		310	310
4 - 5	335					3.3	7	3	3	4.1				.8	8.2		263	263
5 - 6	242					2.7	5	3	2	3.8				.8	7.2		126	126
6 - 7	115					3.2	2	4	4	4.8				1.0	7.9		109	109
7 - 8	99					2.8	4	4	5	6.4				1.3	9.2		109	109
8 - 9	88					4.1	4	5	2	5.2				1.3	9.3		97	97
9 - 10	53					1.8	2	2	2	3.6				1.3	5.4		56	56
10 - 11	53					4.8	1	2	2	4.8				1.3	9.5		42	42
11 - 12	72					2.7	1	1	2	1.3				1.3	4.0		75	75
AM TOTAL	609	19	42	19		6.7	32	118	62	23.1	2	1	13	1.7	33.6	1	918	918
PM TOTAL	1788	14	68	34		5.6	44	70	22	6.6	3	4	12	1.9	13.1	3	2062	2062
DAY TOTAL	2397	33	110	53		6.6	76	188	84	11.7	5	5	25	1.2	19.4	4	2980	2980

2-AXLE EQUIVALENT

DOT-RN505A-B

STATE OF WASHINGTON - DEPARTMENT OF TRANSPORTATION
TRIP SYSTEM
HOURLY TRAFFIC CLASSIFICATION SUMMARY

DATE 12/26/13
TIME 07:29:59
PAGE 35

SR 014 S10055 MP 000.26 OFF SYSTEM ID. LEG 2 DIRECTION OF TRAFFIC WESTBOUND LANE 2 OF 2
COUNT IDENTIFIER 13-001 COUNTER NUMBER 452284 DESCRIPTION: ON SR 14 NB ON RAMP FROM COLUMBIA SHORES BLVD

FRIDAY AM HOURS	CARS PICKUPS	BUS	SINGLE MED	UNITS RVY	4+	SINGLE UNIT %	DOUBLE 4-5	UNITS 6+	DOUBLE UNIT %	5- TRAINS	6	7+	TRAIN %	TRUCK %	CLASS UNKNOWN	TOTAL VEHICLES	
11-08-13	1	2				11.1	1	1	12.0					12.0		25	
12 - 1	22								11.1					22.2		18	
1 - 2	14								11.1					64.3		14	
2 - 3	5								64.3					57.9		19	
3 - 4	8					21.1			36.8					72.4		29	
4 - 5	8					13.8			58.6					55.1		49	
5 - 6	22					10.2			44.9					57.5		80	
6 - 7	34					11.3			46.3					55.9		117	
7 - 8	75					4.3			26.5								
8 - 9																	
9 - 10																	
10 - 11																	
11 - 12																	
PM HOURS																	
12 - 1	1																
1 - 2	2																
2 - 3	3																
3 - 4	4																
4 - 5	5																
5 - 6	6																
6 - 7	7																
7 - 8	8																
8 - 9	9																
9 - 10	9																
10 - 11	10																
11 - 12	11																
AM TOTAL	188	11	10	7	1	8.3	9	63	36.5			6	1.7			351	
PM TOTAL	188	11	10	7	1	8.3	9	63	36.5			6	1.7			351	
DAY TOTAL	188	11	10	7	1	8.3	9	63	36.5			6	1.7			351	
																	586
																	2-AXLE EQUIVALENT

SR 014 S10055 MP 000.26 OFF SYSTEM ID. LEG 2 DIRECTION OF TRAFFIC WESTBOUND LANE 12 OF 2
 COUNT IDENTIFIER 13-001 COUNTER NUMBER 452284 DESCRIPTION: ON SR 14 WB ON RAMP FROM COLUMBIA SHORES BLVD

11-04-13 MONDAY AM HOURS	CARS PICKUPS	BUS	SINGLE MED	UNITS HVV	4+	SINGLE UNIT %	DOUBLE UNITS	4-5	6+	DOUBLE UNIT %	5-6	TRAINS 7+	TRAIN %	TRUCK %	CLASS UNKNOWN	TOTAL VEHICLES
1	427		1	25	5	1	6.4	5	14	13	6.4	1	1	4	1	498
2	581		1	29	8		5.9	5	9	4	2.8			4	1	642
3	666		1	13	4		2.4	12	3	3	1.1			2	703	
4	585		1	15	3		3.1	6	1	1	2.6	2	2	2	615	
5	316			7	1		2.7	3	5	1	2.7		.3		335	
6	237			8	1		2.3	6	1	1	2.7				5.0	
7	127		1	2			1.5				1.5				1.5	
8	104			2			2.0				1.0				3.1	
9	68			1			1.2		1		1.2				2.4	
10	38														44	
11															84	
12																
AM TOTAL	3149		4	100	22	1	3.5	37	34	22	2.6	4	3	10	194	3580
PM TOTAL	3149		4	100	22	1	3.5	37	34	22	2.6	4	3	10	194	3580
DAY TOTAL	3149		4	100	22	1	3.5	37	34	22	2.6	4	3	10	194	3580
2-AXLE EQUIVALENT																
3761																

BD
 TRUCK
 LANE 2

DOT-RN8505A-B

STATE OF WASHINGTON - DEPARTMENT OF TRANSPORTATION

TRIP SYSTEM SUMMARY
HOURLY TRAFFIC CLASSIFICATION SUMMARY

DATE 12/26/13
TIME 07:29:59
PAGE 37

SR 014 S100055 MP 000.26

OFF SYSTEM ID.

LEG 2

DIRECTION OF TRAFFIC WESTBOUND

LANE 12 OF 2

COUNT IDENTIFIER 13-001

COUNTER NUMBER 452284

DESCRIPTION: ON SR 14 NB ON RAMP FROM COLUMBIA SHORES BLVD

DATE	TIME	CARS PICKUPS	BUS	SINGLE MED	SINGLE HYV	4+	SINGLE UNIT %	DOUBLE 4-	DOUBLE 5	DOUBLE 6+	DOUBLE UNIT %	5- TRAINS	6	7+	TRAIN %	TRUCK %	CLASS UNKNOWN	TOTAL VEHICLES
11-05-13	TUESDAY	26	1	1	2		16.7		2		3.4			2	.9	4.3	18	46
AM HOURS		21		4	1		8.5				1.2			1	.2	11.9	21	28
12 - 1		6		4	1		3.5				4.5			1	.4	3.5	10	18
2 - 3		21		4	1		4.7				4.3			2	.2	5.8	31	39
3 - 4		85		6	2		5.1				1.5			1	.4	6.1	54	54
4 - 5		72		7	2		3.5	3	2		2.5			2	.3	6.6	89	172
5 - 6		97		10	2		3.1	3	2		1.5			2	.2	5.2	119	198
6 - 7		137		9	1		3.6	1	1		1.8			1	.3	4.1	148	274
7 - 8		164		2	1		2.7	5	4		1.4			1	.5	5.1	160	329
8 - 9		212		2	1		2.7	3	4		1.4			1	.9	4.1	226	392
9 - 10		265		1	1		4.5	9	4		2.4			2	.9	7.8	114	552
10 - 11		395		20	1		5.3	8	9		4.5			2	.2	9.9	512	988
11 - 12		463		19	7		5.6	13	13		4.5			1	.4	10.6	514	2200
PM HOURS		531		18	4	1	4.3	10	9	2	4.3			2	.2	8.7	1	464
1 - 2		719		20	6		3.3	9	14	2	2.7			1	.4	6.4	1	583
2 - 3		670		11	4		2.3	3	3	4	1.9			1	.3	3.5	1	769
3 - 4		391		11	1		2.9	3	5	1	1.9			1	.2	5.1	1	694
4 - 5		253		3	1		1.5	3	4		2.7			1	.9	4.2	1	413
5 - 6		208		3	1		1.4	1	1		1.8			1	.5	1.9	1	264
6 - 7		164		2	1		2.3	1	2		1.8			1	.4	4.1	1	171
7 - 8		137		3	1		2.7	1	2		3.4			1	.9	6.2	1	146
8 - 9		103		3	2		6.2	2	2		1.8			1	.9	8.8	1	113
9 - 10		1097		64	10		3.7	15	15	3	1.5			1	.3	5.2	988	2200
10 - 11		4449		133	31		3.6	51	69	15	2.8			1	.3	6.7	117	4895
11 - 12		5546		197	41		3.7	66	84	18	2.4			1	.2	6.3	1105	7095
AM TOTAL		1097		7	10		3.7	15	15	3	1.5			1	.3	5.2	988	2200
PM TOTAL		4449		133	31		3.6	51	69	15	2.8			1	.3	6.7	117	4895
DAY TOTAL		5546		17	197		3.7	66	84	18	2.4			1	.2	6.3	1105	7095

2-AXLE EQUIVALENT

LANE 2
TUBE
BAD

SR 014 S100055 MP 000.26 OFF SYSTEM ID. LEG 2 DIRECTION OF TRAFFIC WESTBOUND LANE 12 OF 2
 COUNT IDENTIFIER 13-001 COUNTER NUMBER 452284 DESCRIPTION: ON SR 14 WB ON RAMP FROM COLUMBIA SHORES BLVD

11-06-13	CARS	BUS	SINGLE MED	HVY	SINGLE UNIT %	DOUBLE 4-	DOUBLE 5	DOUBLE 6+	DOUBLE UNIT %	5- TRAINS	6	7+	TRAIN %	TRUCK %	CLASS UNKNOWN	TOTAL VEHICLES
11-06-13	1660	25	97	25	7.1	39	130	62	11.2	2	2	13	.8	19.2	3	2058
AM TOTAL	4290	20	153	35	4.5	53	74	23	3.2	4	5	12	.4	8.1	5	4674
PM TOTAL	5950	45	250	60	5.3	92	204	85	5.7	6	7	25	.6	11.5	8	6732
DAY TOTAL																7476

2-AXLE EQUIVALENT

SR 014 S100055 MP 000.26 OFF SYSTEM ID. LEG 2 DIRECTION OF TRAFFIC WESTBOUND LANE 12 OF 2
 COUNT IDENTIFIER 13-001 COUNTER NUMBER 452284 DESCRIPTION: ON SR 14 WB ON RAMP FROM COLUMBIA SHORES BLVD

11-07-13	CARS	BUS	SINGLE	UNIT	DOUBLE	DOUBLE	DOUBLE	5-	6	7+	TRAIN	TRUCK	CLASS	TOTAL
THURSDAY	PICKUPS		VEHICLE	%	VEHICLE	%	%				%	%	UNKNOWN	VEHICLES
12 - 1	39	1	4.3	1	2	8.7	14.8			1	2.2	15.2		46
1 - 2	21	2	7.4	3	1	14.8	30.8					22.2		27
2 - 3	16	1	7.7	7	4	38.5	50.0					38.5		26
3 - 4	13	1	11.5	4	5	32.7	38.5					28.7		52
4 - 5	32	2	5.8	11	9	20.9	17.0					28.9		129
5 - 6	92	1	7.8	17	14	16.8	10.7			2	1.0	26.7		159
6 - 7	113	3	11.9	18	13	10.7	7.5	2	1	2	.8	22.6	1	191
7 - 8	140	2	8.9	13	10	7.7	5.9					15.4		243
8 - 9	187	4	6.2	8	14	7.7	5.9					16.4		305
9 - 10	258	4	7.7	13	10	5.9						12.4	1	326
10 - 11	271	3	6.3	6	5									410
11 - 12	358	2	5.6	11	14	6.0								517
PM HOURS			6.1	10	14	6.9								509
12 - 1	438	3	5.2	8	18	6.3								496
1 - 2	435	6	5.9	11	5	3.0								666
2 - 3	603	2	3.4	8	4	1.9								760
3 - 4	704	3	2.3	4	1	.3								841
4 - 5	610	5	1.1	1	1	2.4								368
5 - 6	363	10	2.8	4	4	1.9								249
6 - 7	235	7	1.4	2	2	1.2								214
7 - 8	207	8	1.2	2	2	.9								162
8 - 9	157	9	3.7	1	1	2.8								107
9 - 10	102	2	1.9	3	3									108
10 - 11	103	2	8.0	30	124	11.7								1938
11 - 12	1540	19	3.9	66	75	3.6								4797
AM TOTAL	4405	130	5.1	96	199	5.9								7472
PM TOTAL	5945	41	8.0	30	124	11.7								6735
DAY TOTAL	11350	171	6.6	126	323	7.5								14207
														7472

6735 11.6 2-AXLE EQUIVALENT 7



RU

Interval 60 min. 15 min.
 Binned(CL/SP) Count(volume)
 Lane No 1 2

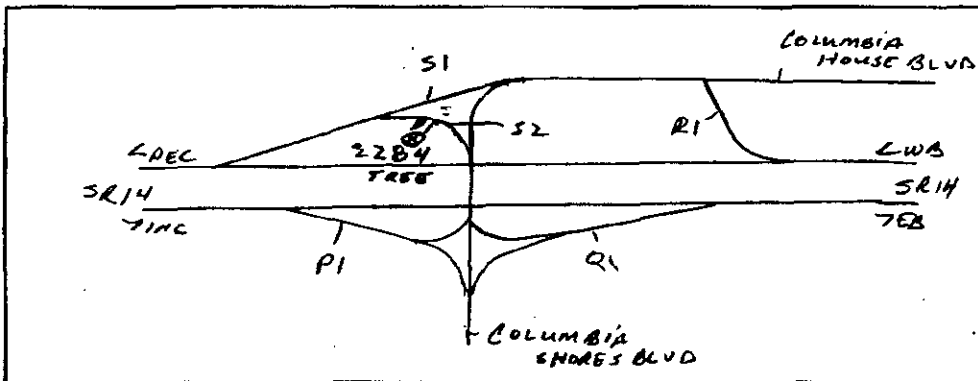
Direction Channel 1 _____
 Direction Channel 2 _____
 Unique ID# _____

Counter No. 452284 Count ID 13-001
 SR 14 RRT/RRQ 52 00055 MP 0.00
 Leg 2 Direction WB OSID _____

Station Description _ON SR 14 WB ON RAMP FROM COLUMBIA SHORES BLVD

Date	Day	Time	Comments
11-4-13	2	13:10	Manual (1) <u>2</u> (2) Counter (1) <u>2</u> (2) Set cntr ok BJ/RT 64V
11-5	3	12:33	Manual (1) <u>10</u> (2) Counter (1) <u>10</u> (2) <u>A TUBE AND 1227-DN 1233</u> Chk cntr ok BJ/RT 64V
11-6	4	08:12	Manual (1) <u>4</u> (2) Counter (1) <u>4</u> (2) Chk cntr ok BJ/RT 63V
11-7	5	10:57	Manual (1) <u>12</u> (2) Counter (1) <u>12</u> (2) Chk cntr ok BJ/RT 63V
11-8	6	08:29	Manual (1) <u>1</u> (2) Counter (1) <u>1</u> (2) P.U. cntr <u>W/L</u> BJ/RT 63V

Sketch



B. JOHNSON / B. TRUPE
Field Person

DOT-RNB505A-8

STATE OF WASHINGTON - DEPARTMENT OF TRANSPORTATION
TRIP SYSTEM
HOURLY TRAFFIC CLASSIFICATION SUMMARY

DATE 12/26/13
TIME 07:29:59
PAGE 41

SR 014 S200055 MP 000.00 OFF SYSTEM ID. LEG 2 DIRECTION OF TRAFFIC WESTBOUND LANE ALL OF
COUNT IDENTIFIER 13-001 COUNTER NUMBER 452284 DESCRIPTION: ON SR 14 WB ON RAMP FROM COLUMBIA SHORES BLVD

11-04-13 MONDAY AM HOURS	CARS PICKUPS	BUS	SINGLE MED HVY	UNITS 4+	SINGLE UNIT %	DOUBLE UNITS 4-	5 5	DOUBLE UNITS 6+	DOUBLE UNIT %	5- 6	7+	TRAIN %	TRUCK %	CLASS UNKNOWN	TOTAL VEHICLES
1	151	1	9	5	7.4	5	14	10	14.4	1	1	3.0	24.8	1	202
2	233	1	14	8	8.0	4	9	3	5.8	1	4	1.4	15.2	1	276
3	316	1	6	4	2.9	10	3	3	4.7	2	2	1.6	8.1	2	344
4	224	1	5	3	3.7	2	5	1	2.5	2	2	1.6	7.8	2	243
5	102	1	3	1	5.3	5	1	1	7.0	1	2	.9	11.3	1	115
6	76	1	4	1	1.4	5	1	1	6.3	1	1	1.4	11.6	1	95
7	8	1	1	1											8
8	9														67
9	10														46
10	11														27
11	11														27
12	12														44
AM TOTAL	1105	3	41	22	4.5	31	32	18	5.5	4	3	1.2	11.2	194	1463
PM TOTAL	1105	3	41	22	4.5	31	32	18	5.5	4	3	1.2	11.2	194	1463
DAY TOTAL	1105	3	41	22	4.5	31	32	18	5.5	4	3	1.2	11.2	194	1463
2-AXLE EQUIVALENT															
															1626

8
67
46
27
44

BAD
TUBE

SR 014 S200055 MP 000.00 OFF SYSTEM ID. LEG 2 DIRECTION OF TRAFFIC WESTBOUND LANE ALL OF

COUNT IDENTIFIER 13-001 COUNTER NUMBER 452284 DESCRIPTION: ON SR 14 WB ON RAMP FROM COLUMBIA SHORES BLVD

DAY	AM TOTAL	PM TOTAL	CARS	PICKUPS	BUS	MED	SINGLE UNITS	HVY	4+	SINGLE UNIT %	DOUBLE UNITS	5	6+	DOUBLE UNIT %	5-	TRAINS	6	7+	TRAIN %	TRUCK	TRUCK %	CLASS UNKNOWN	TOTAL VEHICLES		
11-05-13																									
TUESDAY																									
AM HOURS	15	1664	159	71	4	1	9	1	1	3.8	6	8	4	5.7	1	2	2	2	2.4	11.9		114	210		
PM HOURS	7	48	136	159	7	9	7	6	3	7.7	8	12	2	10.3	1	1	2	1	1.5	18.5		195	168		
TOTAL	22	2152	295	270	11	10	14	7	4	11.5	14	24	6	18.0	2	3	4	3	3.9	37.4		309	336		
1	1	1	1	1	1	1	1	1	1	1	1	1	1	1	1	1	1	1	1	1	1	1	1	1	
2	2	2	2	2	2	2	2	2	2	2	2	2	2	2	2	2	2	2	2	2	2	2	2	2	
3	3	3	3	3	3	3	3	3	3	3	3	3	3	3	3	3	3	3	3	3	3	3	3	3	
4	4	4	4	4	4	4	4	4	4	4	4	4	4	4	4	4	4	4	4	4	4	4	4	4	
5	5	5	5	5	5	5	5	5	5	5	5	5	5	5	5	5	5	5	5	5	5	5	5	5	
6	6	6	6	6	6	6	6	6	6	6	6	6	6	6	6	6	6	6	6	6	6	6	6	6	
7	7	7	7	7	7	7	7	7	7	7	7	7	7	7	7	7	7	7	7	7	7	7	7	7	
8	8	8	8	8	8	8	8	8	8	8	8	8	8	8	8	8	8	8	8	8	8	8	8	8	
9	9	9	9	9	9	9	9	9	9	9	9	9	9	9	9	9	9	9	9	9	9	9	9	9	
10	10	10	10	10	10	10	10	10	10	10	10	10	10	10	10	10	10	10	10	10	10	10	10	10	
11	11	11	11	11	11	11	11	11	11	11	11	11	11	11	11	11	11	11	11	11	11	11	11	11	
12	12	12	12	12	12	12	12	12	12	12	12	12	12	12	12	12	12	12	12	12	12	12	12	12	
DAY TOTAL	1679	1679	1679	1679	11	49	30	3	3	3.1	46	63	14	4.1	4	4	9	9	.6	7.7		1102	3014		
																							2-AXLE EQUIVALENT		3237

BND
TUBE

DOT-RNR505A-8

STATE OF WASHINGTON - DEPARTMENT OF TRANSPORTATION
TRIP SYSTEM
HOURLY TRAFFIC CLASSIFICATION SUMMARY

DATE 12/26/13
TIME 07:29:59
PAGE 43

SR 014 S20055 NP 000.00 OFF SYSTEM ID. LEG 2 DIRECTION OF TRAFFIC WESTBOUND LANE ALL OF
COUNT IDENTIFIER 13-001 COUNTER NUMBER 452284 DESCRIPTION: ON SR 14 WB ON RAMP FROM COLUMBIA SHORES BLVD

11-06-13 WEDNESDAY AM HOURS	CARS PICKUPS	BUS	SINGLE MED	HVY UNITS	4+ UNIT %	DOUBLE UNITS	5- UNIT %	6+ UNIT %	DOUBLE UNITS	5- UNIT %	6 TRAIN %	7+ UNIT %	TRAIN %	TRUCK %	CLASS UNKNOWN	TOTAL VEHICLES
12	19															19
1	12															12
2	9															9
3	5															5
4	27															27
5	40															40
6	70															70
7	81															81
8	9															9
9	116															116
10	92															92
11	129															129
12																
PM HOURS																
1	166															166
2	149															149
3	166															166
4	265															265
5	335															335
6	242															242
7	115															115
8	99															99
9	88															88
10	53															53
11	38															38
12	72															72
AM TOTAL	609	19	42	19		32	118	62	23.1	2	1	13	1.7	33.6	1	918
PM TOTAL	1788	14	68	34		44	70	22	6.6	3	4	12	.9	13.1	3	2062
DAY TOTAL	2397	33	110	53	6.6	76	188	84	11.7	5	5	25	1.2	19.4	4	2980

2-AXLE EQUIVALENT

2980
5813

SR 014 S200055 MP 000.00 OFF SYSTEM ID. LEG 2 DIRECTION OF TRAFFIC WESTBOUND LANE ALL OF
 COUNT IDENTIFIER 13-001 COUNTER NUMBER 452284 DESCRIPTION: ON SR 14 WB ON RAMP FROM COLUMBIA SHORES BLVD

11-07-13	CARS	BUS	SINGLE	DOUBLE	DOUBLE	5-	TRAINS	7+	TRAIN	TRUCK	CLASS	TOTAL
THURSDAY	PICKUPS	MED	UNITS	UNITS	UNITS	TRAINS	TRAINS	TRAINS	%	%	UNKNOWN	VEHICLES
AM HOURS												
1	14	1	1	1	1				4.8	33.3		21
2	17	2	1	1	1				22.7	53.8		22
3	8	1	1	1	1				50.0	60.0		13
4	6	1	1	1	1				62.1	62.1		20
5	11	2	2	1	1				51.0	64.7		29
6	18	1	2	1	1				51.0	64.7		51
7	51	1	5	1	1				26.1	42.0		88
8	71	1	4	4	1				25.5	35.5		110
9	64	2	4	4	1				20.6	27.4		102
10	85	2	3	3	1				13.7	27.4		117
11	88	2	2	2	1				18.4	29.6		125
12	135	1	10	5	1				12.3	20.5		171
PM HOURS												
1	167	12	8	8	13		1	5	2.8	22.2	1	216
2	144	18	5	6	13		1	5	2.1	25.3	1	194
3	136	6	4	8	17		1	5	3.3	26.1	1	184
4	289	15	11	8	17		1	5	1.2	14.5	1	338
5	305	6	6	15	5		2	3	0.9	11.6	1	346
6	227	3	3	6	4		1	2	1.6	9.2	1	250
7	97	1	2	1	1				1.0	4.0		101
8	79	2	1	1	1				6.7	12.2		90
9	84	1	1	1	4				4.4	6.7		90
10	67	2	1	1	2				2.9	2.9		70
11	27	1	1	1	1				3.2	3.2		31
12	57	1	1	1	3				4.9	6.6		61
AM TOTAL	568	16	42	18	108		4	9	1.4	34.4	2	869
PM TOTAL	1679	11	57	54	71		3	19	1.4	14.6	4	1971
DAY TOTAL	2247	27	99	72	179		7	28	1.4	20.7	6	2840

2-AXLE EQUIVALENT 3570

SR 014 S200055 MP 000.00 OFF SYSTEM ID. LEG 2 DIRECTION OF TRAFFIC WESTBOUND LANE ALL OF
COUNT IDENTIFIER 13-001 COUNTER NUMBER 452284 DESCRIPTION: ON SR 14 NB ON RAMP FROM COLUMBIA SHORES BLVD

11-08-13	CARS PICKUPS	BUS	SINGLE MED	HVY	4+	SINGLE UNIT %	DOUBLE UNITS	4-	5	6+	DOUBLE UNIT %	5-	6	7+	TRAIN %	TRUCK %	CLASS UNKNOWN	TOTAL VEHICLES
FRIDAY	22	2				11.1	1	2	5	1	12.0					12.0		25
AM HOURS	14										11.1					22.2		18
12 - 1	5										64.3					64.3		14
1 - 2	8					21.1	2	2	5	4	36.8					57.9		19
2 - 3	8					13.8	10	10	7	5	58.6					72.4		29
3 - 4	8					10.2	9	9	12	7	44.9					55.1		49
4 - 5	22					11.3	17	17	16	11	46.3					57.5		80
5 - 6	34					4.3	4	4	18	11	26.3					35.9		117
6 - 7	75						2	2	18	11								
7 - 8																		
8 - 9																		
9 - 10																		
10 - 11																		
11 - 12																		
PM HOURS	1																	
12 - 1	2																	
1 - 2	3																	
2 - 3	3																	
3 - 4	4																	
4 - 5	5																	
5 - 6	6																	
6 - 7	7																	
7 - 8	8																	
8 - 9	9																	
9 - 10	10																	
10 - 11	11																	
11 - 12	12																	
AM TOTAL	188	11	10	7	1	8.3	9	63	56	6	36.5			6	1.7	46.4		351
PM TOTAL	188	11	10	7	1	8.3	9	63	56	6	36.5			6	1.7	46.4		351
DAY TOTAL	188	11	10	7	1	8.3	9	63	56	6	36.5			6	1.7	46.4		586

11-04-13 THRU 11-08-13

AVERAGE WEEKDAY CLASSIFICATION VOLUMES *****

AVERAGE WEEKDAY	CARS PICKUPS	BUS	SINGLE MED	HVY	4+	SINGLE UNIT %	DOUBLE UNITS	4-	5	6+	DOUBLE UNIT %	5-	6	7+	TRAIN %	TRUCK %	CLASS UNKNOWN	TOTAL VEHICLES
VOLUME	2108	34	86	50	1	5.5	65	143	66	9	9.3			4	5	15.8		2945
TOTAL HOURS FOR COUNT	2328	30	105	61	1	6.77	74	184	93	12	12.06			5	7	21		3453
AVG WEEKDAY VOL	2945	90																3571
PEAK HOUR PERCENTAGES:																		
PEAK HOUR LOCATION :																		

23 DAYS
 2328
 2945 X SEASONAL ADJ. FACTOR 0.9600 = ESTIMATED AVG DAILY TRAFFIC. 2827
 2794
 0.8149

NOTE: COUNT LOW?



RU

Interval 60 min. 15 min.
 Binned(CL/SP) Count(volume)
 Lane No 1 2
 Direction Channel 1 _____
 Direction Channel 2 _____
 Unique ID# _____

Counter No. 458689 Count ID 13-001
 SR 14 RRT/RRQ 51 00055 MP 0.00
 Leg 2 Direction WB OSID _____

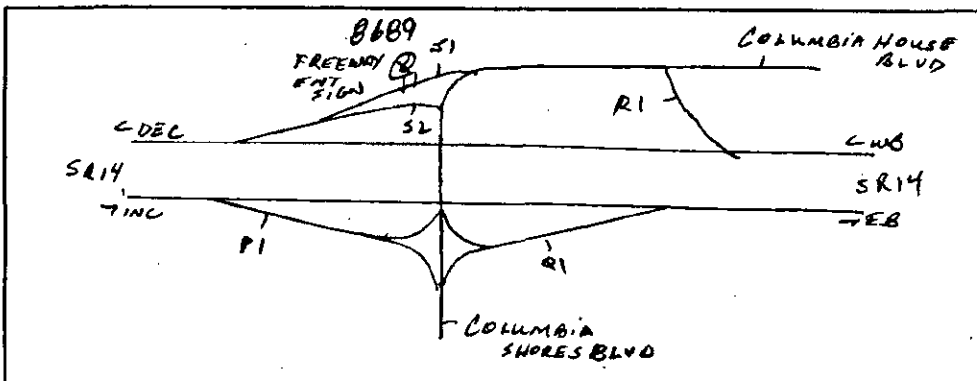
COUNTER SET TO WSDOT 89 CLASS SCHEME

SHORES

Station Description ON SR 14 WB ON RAMP FROM COLUMBIA HOUSE BLVD

Date	Day	Time	Comments
11-4-13	2	13:01	Manual (1) <u>5</u> (2) _____ Counter (1) <u>5</u> (2) _____ Set cntr ok BJ/RT 630
11-5	3	12:25	Manual (1) <u>13</u> (2) _____ Counter (1) <u>13</u> (2) _____ Chk cntr ok BJ/RT 640
11-6	4	08:11	Manual (1) <u>10</u> (2) _____ Counter (1) <u>10</u> (2) _____ Chk cntr ok BJ/RT 630
11-7	5	10:56	Manual (1) <u>8</u> (2) _____ Counter (1) <u>8</u> (2) _____ Chk cntr ok BJ/RT 660
11-8	6	08:25	Manual (1) <u>1</u> (2) _____ Counter (1) <u>1</u> (2) _____ P.U. cntr OK BJ/RT 640

Sketch



B. Johnson / R. Tronpe
Field Person

DOT-RHBS05A-B

STATE OF WASHINGTON - DEPARTMENT OF TRANSPORTATION
TRIP SYSTEM
HOURLY TRAFFIC CLASSIFICATION SUMMARY

DATE 12/26/13
TIME 07:29:59
PAGE 21

SR 014 S100055 MP 000.00 OFF SYSTEM ID. COUNTER NUMBER 458689 LEG 2 DESCRIPTION: ON SR 14 NB ON RAMP FROM COLUMBIA SHORES BLVD LANE ALL OF

11-04-13 MONDAY AM HOURS	CARS PICKUPS	BUS MED	SINGLE UNITS Hvy	4+	SINGLE UNIT X	DOUBLE UNITS 4-	5	6+	DOUBLE UNIT X	5-	TRAINS 6	7+	TRAIN X	TRUCK X	CLASS UNKNOWN	TOTAL VEHICLES
1	276		16		5.7	1		3	1.0					6.8		296
2	348		15		4.4			1	.5					4.9		366
3	350		7		1.9	2			.6					2.5		359
4	361		10		2.7	1			.3					3.0		372
5	214		5		2.3	1			.5					2.7		220
6	161		1		.6	1			.6					1.2		163
7	124		2		1.6									1.6		126
8	104		2		2.8		1		1.4					4.2		104
9	68		1		2.5		1		2.5					5.0		71
10	38															40
11																
12																
AM TOTAL	2044		59		2.9	6	2	4	.6					3.4		2117
PM TOTAL	2044		59		2.9	6	2	4	.6					3.4		2117
DAY TOTAL	2044		1	59	1	2.9	6	2	4	.6				3.4	2-AXLE EQUIVALENT	2135

DOT-RNB505A-B

STATE OF WASHINGTON - DEPARTMENT OF TRANSPORTATION
TRIP SYSTEM
HOURLY TRAFFIC CLASSIFICATION SUMMARY

DATE 12/26/13
TIME 07:29:59
PAGE 23

SR 014 S100055 MP 000.00 OFF SYSTEM ID. LEG 2 DIRECTION OF TRAFFIC WESTBOUND LANE ALL OF
COUNT IDENTIFIER 13-001 COUNTER NUMBER 458689 DESCRIPTION: ON SR 14 WB ON RAMP FROM COLUMBIA SHORES BLVD

11-06-13 WEDNESDAY AM HOURS	CARS PICKUPS	BUS	SINGLE MED	UNITS HVT	4+	SINGLE UNIT %	DOUBLE UNITS	5-	6	7+	TRAIN %	TRUCK %	CLASS UNKNOWN	TOTAL VEHICLES
1	13					11.1					.4	5.3	1	246
2	9					11.1					.4	5.3	1	246
3	11					11.1					.4	5.3	1	246
4	12					11.1					.4	5.3	1	246
5	24					11.1					.4	5.3	1	246
6	78					11.1					.4	5.3	1	246
7	70					11.1					.4	5.3	1	246
8	97					11.1					.4	5.3	1	246
9	156					11.1					.4	5.3	1	246
10	159					11.1					.4	5.3	1	246
11	192					11.1					.4	5.3	1	246
12	232					11.1					.4	5.3	1	246
PM HOURS														
1	261					11.1					.4	5.3	1	281
2	274					11.1					.4	5.3	1	293
3	282					11.1					.4	5.3	1	299
4	293					11.1					.4	5.3	1	312
5	348					11.1					.4	5.3	1	363
6	346					11.1					.4	5.3	1	356
7	258					11.1					.4	5.3	1	241
8	170					11.1					.4	5.3	1	170
9	114					11.1					.4	5.3	1	115
10	79					11.1					.4	5.3	1	82
11	61					11.1					.4	5.3	1	63
12	36					11.1					.4	5.3	1	37
AM TOTAL	1051					11.1					.4	5.3	1	1140
PM TOTAL	2502					11.1					.4	5.3	1	2612
DAY TOTAL	3553					11.1					.4	5.3	1	3752
2-AXLE EQUIVALENT														3803

DOT-RWB505A-B

STATE OF WASHINGTON - DEPARTMENT OF TRANSPORTATION
TRIP SYSTEM
HOURLY TRAFFIC CLASSIFICATION SUMMARY

DATE 12/26/13
TIME 07:29:59
PAGE 25

SR 014 S100055 MP 000.00 OFF SYSTEM ID. LEG 2 DIRECTION OF TRAFFIC WESTBOUND LANE ALL OF
COUNT IDENTIFIER 13-001 COUNTER NUMBER 458689 DESCRIPTION: ON SR 14 WB ON RAMP FROM COLUMBIA SHORES BLVD

11-08-13	FRIDAY	AM HOURS	CARS PICKUPS	BUS MED HVY	SINGLE UNITS 4+	DOUBLE UNITS 4-	DOUBLE UNITS 5	DOUBLE UNITS 6+	DOUBLE UNITS 6+	DOUBLE UNITS 6+	TRAIN 5-	TRAIN 6	TRAIN 7+	TRAIN %	TRUCK 4.5	TRUCK 4.5	TRUCK 4.5	TRUCK 4.5	CLASS UNKNOWN	TOTAL VEHICLES		
1	1	2	19	4	2	1	1	1	1	1	1	1	1	1	1	1	1	1	1	1	19	
2	2	3	20	2	2	1	1	1	1	1	1	1	1	1	1	1	1	1	1	1	23	
3	3	4	15	1	1	1	1	1	1	1	1	1	1	1	1	1	1	1	1	1	17	
4	4	5	71	1	1	1	1	1	1	1	1	1	1	1	1	1	1	1	1	1	74	
5	5	6	59	1	1	1	1	1	1	1	1	1	1	1	1	1	1	1	1	1	69	
6	6	7	114	1	1	1	1	1	1	1	1	1	1	1	1	1	1	1	1	1	124	
7	7	8																				
8	8	9																				
9	9	10																				
10	10	11																				
11	11	12																				
12	12																					
AM TOTAL			325	1	10	3	3	11	1	4.2											353	
PM TOTAL																						
DAY TOTAL			325	1	10	3	3	11	1	4.2											353	

11-04-13 THRU 11-08-13

AVERAGE WEEKDAY CLASSIFICATION VOLUMES	CARS PICKUPS	BUS MED HVY	SINGLE UNITS 4+	DOUBLE UNITS 4-	DOUBLE UNITS 5	DOUBLE UNITS 6+	DOUBLE UNITS 6+	TRAIN 5-	TRAIN 6	TRAIN 7+	TRAIN %	TRUCK 4.5	TRUCK 4.5	TRUCK 4.5	TRUCK 4.5	CLASS UNKNOWN	TOTAL VEHICLES
3706	11	137	10	4.0	20	19	2	1.0	1	1	1	1	1	1	1	1	3909

TOTAL HOURS FOR COUNT 90
 AVG WEEKDAY VOL 3909 X SEASONAL ADJ. FACTOR 0.9600 = ESTIMATED AVG DAILY TRAFFIC 3753
 PEAK HOUR PERCENTAGES: K = 10.59 D = 100.00 T = 2.17
 PEAK HOUR LOCATION : VOLUME = 414 DATE: 11/05/13 TIME: 05:00 PM

NOTE: MED HIGH/COUNT HIGH?