

NOTE:

ONE DAY

DELETE EB FLOW CLASSCAT

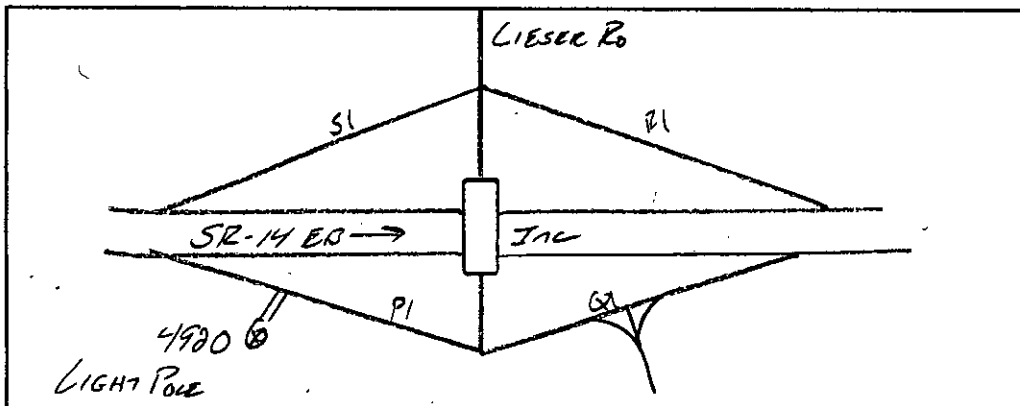
Interval  60 min.  15 min.  
 Binned(CL/SP)  Count(volume)  
 Lane No  1  2  
 Direction Channel 1 \_\_\_\_\_  
 Direction Channel 2 \_\_\_\_\_  
 Unique ID# \_\_\_\_\_

Counter No. 504920 Count ID 19-001  
 SR 014 RRT/RRQ P1 00417 MP 0.00  
 Leg 2 Direction EB OSID \_\_\_\_\_

Station Description ON SR-14 EB OFF RAMP TO LIESER RD

Date	Day	Time	Comments
/	2	/	Manual (1) _____ (2) _____ Counter (1) _____ (2) _____ <i>COUNTER SET ON TUESDAY</i>
12/10/19	3	11:24	Manual (1) <u>3</u> (2) _____ Counter (1) <u>3</u> (2) _____ SET OK JH 6.4V
12/11/19	4	9:48	Manual (1) <u>12</u> (2) _____ Counter (1) <u>12</u> (2) _____ CHECK OK JH 6.4V
12/12/19	5	10:20	Manual (1) <u>6</u> (2) _____ Counter (1) <u>6</u> (2) _____ <u>WATER IN TUBE - REPLACED AT 10:20</u> CHECK OK JH 6.4V
12/13/19	6	1002	Manual (1) <u>1</u> (2) _____ Counter (1) <u>1</u> (2) _____ PICK UP OK JH 6.6V

Sketch



*JH*  
Field Person

STATE OF WASHINGTON - DEPARTMENT OF TRANSPORTATION  
 TRIPS SYSTEM  
 HOURLY TRAFFIC CLASSIFICATION SUMMARY

SR 014 P100417 MP 000.00 OFF SYSTEM ID. LEG 2 DIRECTION OF TRAFFIC EASTBOUND LANE ALL OF

COUNT IDENTIFIER 19-001 COUNTER NUMBER 504920 DESCRIPTION: ON SR 14 EB OFF RAMP TO LIESER RD

12-10-19 TUESDAY		CARS PICKUPS	SINGLE UNITS				SINGLE UNIT %	DOUBLE UNITS			DOUBLE UNIT %	TRAINS			TRAIN %	TRUCK %	CLASS UNKNOWN	TOTAL VEHICLES
AM HOURS			BUS	MED	HVY	4+		4-	5	6+		5-	6	7+				
12 - 1																		
1 - 2																		
2 - 3																		
3 - 4																		
4 - 5																		
5 - 6																		
6 - 7																		
7 - 8																		
8 - 9																		
9 - 10																		
10 - 11																		
11 - 12																		
PM HOURS																		
12 - 1	217	1	6			3.1	1			.4					3.6		225	
1 - 2	179		2			1.1	1	1		1.1					2.2		183	
2 - 3	203		1			.5	1			.5					1.0		205	
3 - 4	277	1	3			1.4									1.4		281	
4 - 5	269		2			.7	2			.7					1.5		273	
5 - 6	291		2			.7	1			.3					1.0		294	
6 - 7	190						1			.5					.5		191	
7 - 8	172		9			5.0									5.0		181	
8 - 9	132		2			1.5									1.5		134	
9 - 10	111																111	
10 - 11	75																75	
11 - 12	55											1	1.8		1.8		56	
-----																		
AM TOTAL																		
PM TOTAL	2171	2	27			1.3	7	1		.4		1			1.7		2209	
DAY TOTAL	2171	2	27			1.3	7	1		.4		1			1.7		2209	
															2-AXLE EQUIVALENT		2220	

STATE OF WASHINGTON - DEPARTMENT OF TRANSPORTATION  
 TRIP SYSTEM  
 HOURLY TRAFFIC CLASSIFICATION SUMMARY

SR 014 P100417 MP 000.00 OFF SYSTEM ID. LEG 2 DIRECTION OF TRAFFIC EASTBOUND LANE ALL OF  
 COUNT IDENTIFIER 19-001 COUNTER NUMBER 504920 DESCRIPTION: ON SR 14 EB OFF RAMP TO LIESER RD

12-13-19															TOTAL			
FRIDAY	CARS PICKUPS	SINGLE UNITS				SINGLE UNIT %	DOUBLE UNITS			DOUBLE UNIT %	TRAINS			TRAIN %	TRUCK %	CLASS UNKNOWN	VEHICLES	
AM HOURS		BUS	MED	HVY	4+		4-	5	6+		5-	6	7+					
12 - 1	32																	32
1 - 2	26																	26
2 - 3	15																	15
3 - 4	10						1			9.1					9.1		11	
4 - 5	17	1				5.6									5.6		18	
5 - 6	40																40	
6 - 7	85		3			3.4	1			1.1					4.5		89	
7 - 8	126		2			1.5	1	1		1.5					3.1		130	
8 - 9	159	1	2			1.8	2			1.2					3.0		164	
9 - 10																		
10 - 11																		
11 - 12																		
PM HOURS																		
12 - 1																		
1 - 2																		
2 - 3																		
3 - 4																		
4 - 5																		
5 - 6																		
6 - 7																		
7 - 8																		
8 - 9																		
9 - 10																		
10 - 11																		
11 - 12																		
AM TOTAL	510	2	7			1.7	5	1		1.1					2.9		525	
PM TOTAL																		
DAY TOTAL	510	2	7			1.7	5	1		1.1					2.9	2-AXLE EQUIVALENT	525	

12-10-19 THRU 12-13-19

AVERAGE WEEKDAY CLASSIFICATION VOLUMES																	
AVG WEEKDAY VOLUME	CARS PICKUPS	SINGLE UNITS				SINGLE UNIT %	DOUBLE UNITS			DOUBLE UNIT %	TRAINS			TRAIN %	TRUCK %	CLASS UNKNOWN	TOTAL VEHICLES
		BUS	MED	HVY	4+		4-	5	6+		5-	6	7+				
3072	2734	4	57	2	0	2.00	8	1	0	0.29	0	0	0	0.00	2.29	0	3144
		3	53	2		1.8	7	1		.3					2.1	370	3169
																	3180

TOTAL HOURS FOR COUNT 69  
 DAYS 2  
 AVG WEEKDAY VOL 3169 X SEASONAL ADJ. FACTOR 1.0000 = ESTIMATED AVG DAILY TRAFFIC 3169

PEAK HOUR PERCENTAGES: K = 9.69 D = 100.00 T = 1.63  
 PEAK HOUR LOCATION : VOLUME = 307 DATE: 12/11/19 TIME: 05:00 PM

NOTE: ONE DAY

STATE OF WASHINGTON - DEPARTMENT OF TRANSPORTATION  
 TRIP SYSTEM  
 HOURLY TRAFFIC CLASSIFICATION SUMMARY

SR 014 P100417 MP 000.00 OFF SYSTEM ID. LEG 2 DIRECTION OF TRAFFIC EASTBOUND LANE ALL OF  
 COUNT IDENTIFIER 19-001 COUNTER NUMBER 504920 DESCRIPTION: ON SR 14 EB OFF RAMP TO LIESER RD

WEDNESDAY AM HOURS	CARS PICKUPS	SINGLE UNITS				SINGLE UNIT %	DOUBLE UNITS			DOUBLE UNIT %	TRAINS			TRAIN %	TRUCK %	CLASS UNKNOWN	TOTAL VEHICLES
		BUS	MED	HVY	4+		4-	5	6+		5-	6	7+				
12 - 1	28			1		3.4								3.4			29
1 - 2	19																19
2 - 3	12																12
3 - 4	17																17
4 - 5	13			1		7.1								7.1			14
5 - 6	33			1		2.9								2.9			34
6 - 7	89			1		1.1	1		1.1					2.2			91
7 - 8	119			1		.8								.8			120
8 - 9	141			4		2.8								2.8			145
9 - 10	121	1	1	1		2.4	1		.8					3.2			125
10 - 11	146			2		1.3	2		1.3					2.7			150
11 - 12	165	1		5		3.5								3.5			171
PM HOURS																	
12 - 1	187	1	3	2		3.1	1		.5					3.6			194
1 - 2	168		6			3.4								3.4			174
2 - 3	262		6			2.2	1		.4					2.6			269
3 - 4	234		1			.4								.4			235
4 - 5	262		4			1.5	1		.4					1.9			267
5 - 6	302		5			1.6								1.6			307
6 - 7	218		2			.9	1		.5					1.4			221
7 - 8	158		2			1.3								1.3			160
8 - 9	145		4			2.7	1		.7					3.3			150
9 - 10	100		1			.8								.8	21		122
10 - 11	39		4			5.3								5.3	33		76
11 - 12	24		1			1.5								1.5	41		66
AM TOTAL	903	2	16	2		2.2	4		.4					2.6			927
PM TOTAL	2099	1	39	2		1.9	5		.2					2.1	95		2241
DAY TOTAL	3002	3	55	4		2.0	9		.3					2.2	95		3168
																2-AXLE EQUIVALENT	3179

WATER IN TUBS

STATE OF WASHINGTON - DEPARTMENT OF TRANSPORTATION  
 TRIP SYSTEM  
 HOURLY TRAFFIC CLASSIFICATION SUMMARY

SR 014 P100417 MP 000.00 OFF SYSTEM ID. LEG 2 DIRECTION OF TRAFFIC EASTBOUND LANE ALL OF  
 COUNT IDENTIFIER 19-001 COUNTER NUMBER 504920 DESCRIPTION: ON SR 14 EB OFF RAMP TO LIESER RD

THURSDAY AM HOURS	CARS PICKUPS	SINGLE UNITS				SINGLE UNIT %	DOUBLE UNITS			DOUBLE UNIT %	TRAINS			TRAIN %	TRUCK %	CLASS UNKNOWN	TOTAL VEHICLES
		BUS	MED	HVY	4+		4-	5	6+		5-	6	7+				
12 - 1	3															14	17
1 - 2	7															12	19
2 - 3																25	25
3 - 4																13	13
4 - 5																15	15
5 - 6	2															22	24
6 - 7																100	100
7 - 8	1															109	110
8 - 9			1			.7		1		.7					1.5	134	136
9 - 10	2															152	154
10 - 11	99		2			1.3									1.3	49	150
11 - 12	182	1	6			3.7									3.7		189
PM HOURS																	
12 - 1	219		6			2.7									2.7		225
1 - 2	159		3			1.9									1.9		162
2 - 3	251	1	4			1.9		2		.8					2.7		258
3 - 4	277	1	5			2.1		2		.7					2.8		285
4 - 5	273		7			2.5									2.5		280
5 - 6	272		6			2.2									2.2		278
6 - 7	214		2			.9									.9		216
7 - 8	156		2			1.3									1.3		158
8 - 9	113		3			2.6									2.6		116
9 - 10	111		2			1.8		1		.9					2.6		114
10 - 11	76		1			1.3									1.3		77
11 - 12	48																48
AM TOTAL	296	1	9			1.1		1		.1					1.2	645	952
PM TOTAL	2169	2	41			1.9		4	1	.2					2.2		2217
DAY TOTAL	2465	3	50			1.7		5	1	.2					1.9	645	3169
																2-AXLE EQUIVALENT	3176

*WATER IN TUBE*



*JH*

Interval  60 min.  15 min.  
 Binned(CL/SP)  Count(volume)  
 Lane No  1  2

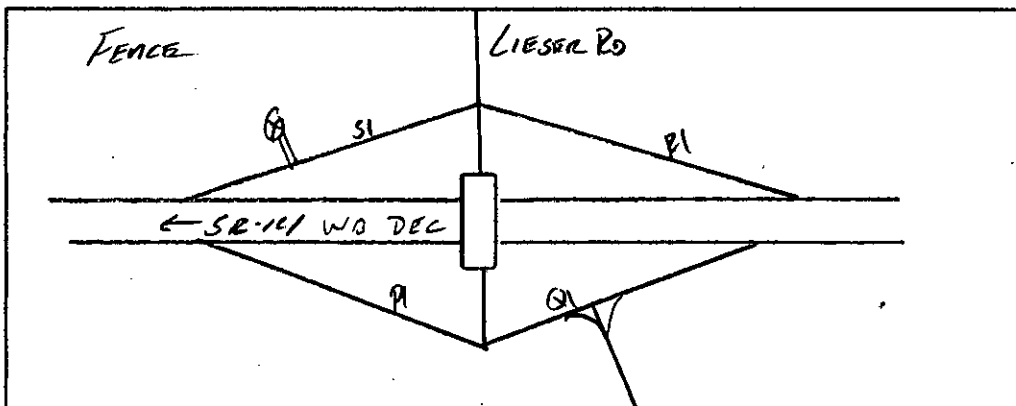
Direction Channel 1 \_\_\_\_\_  
 Direction Channel 2 \_\_\_\_\_  
 Unique ID# \_\_\_\_\_

Counter No. 501953 Count ID 19-001  
 SR 014 RRT/RRQ S1 00392 MP 0.00  
 Leg 2 Direction WB OSID \_\_\_\_\_

Station Description ON SR-14 WB ON RAMP FROM LIESER RD

Date	Day	Time	Comments
/	2	/	Manual (1) _____ (2) _____ Counter (1) _____ (2) _____ <i>COUNTER SET ON TUESDAY</i>
12/10/19	3	13:23	Manual (1) <u>3</u> (2) _____ Counter (1) <u>3</u> (2) _____ SET OK JH 6.4V
12/11/19	4	8:11	Manual (1) <u>15</u> (2) _____ Counter (1) <u>15</u> (2) _____ CHECK OK JH 6.4V
12/12/19	5	8:16	Manual (1) <u>15</u> (2) _____ Counter (1) <u>15</u> (2) _____ CHECK OK JH 6.3V
12/13/19	6	<i>8:56</i>	Manual (1) <u>1</u> (2) _____ Counter (1) <u>1</u> (2) _____ PICK UP OK JH <i>6.3V</i>

Sketch



*JH*  
Field Person

3139

STATE OF WASHINGTON - DEPARTMENT OF TRANSPORTATION  
 TRIP SYSTEM  
 HOURLY TRAFFIC CLASSIFICATION SUMMARY

SR 014 S100392 MP 000.00 OFF SYSTEM ID. LEG 2 DIRECTION OF TRAFFIC WESTBOUND LANE ALL OF  
 COUNT IDENTIFIER 19-001 COUNTER NUMBER 501953 DESCRIPTION: ON SR 14 WB ON RAMP FROM LIESER RD

12-10-19 TUESDAY		CARS PICKUPS				SINGLE UNITS				SINGLE UNIT %	DOUBLE UNITS			DOUBLE UNIT %	TRAINS			TRAIN %	TRUCK %	CLASS UNKNOWN	TOTAL VEHICLES	
AM HOURS	PM HOURS	BUS	MED	HVY	4+	4-	5	6+		5-	6	7+										
12 - 1																						
1 - 2																						
2 - 3																						
3 - 4																						
4 - 5																						
5 - 6																						
6 - 7																						
7 - 8																						
8 - 9																						
9 - 10																						
10 - 11																						
11 - 12																						
12 - 1																						
1 - 2																						
2 - 3		195			4				2.0									2.0			199	
3 - 4		233			1				.4									.4			234	
4 - 5		229			4				1.7	1								.4			234	
5 - 6		236			2				.8	1								.4			239	
6 - 7		149			3				2.0	1								.7			153	
7 - 8		110			3				2.7												113	
8 - 9		84								1								1.2			85	
9 - 10		50			1				2.0									2.0			51	
10 - 11		33																			33	
11 - 12		26															1	3.7	3.7		27	
-----																						
AM TOTAL																						
PM TOTAL		1345			18				1.3	4								.3	1	.1	1.7	1368
DAY TOTAL		1345			18				1.3	4								.3	1	.1	1.7	1368
																			2-AXLE EQUIVALENT		1375	

STATE OF WASHINGTON - DEPARTMENT OF TRANSPORTATION  
 TRIPS SYSTEM  
 HOURLY TRAFFIC CLASSIFICATION SUMMARY

SR 014 S100392 MP 000.00 OFF SYSTEM ID. LEG 2 DIRECTION OF TRAFFIC WESTBOUND LANE ALL OF  
 COUNT IDENTIFIER 19-001 COUNTER NUMBER 501953 DESCRIPTION: ON SR 14 WB ON RAMP FROM LIESER RD

12-11-19 WEDNESDAY		CARS PICKUPS	SINGLE UNITS				SINGLE UNIT %	DOUBLE UNITS			DOUBLE UNIT %	TRAINS			TRAIN %	TRUCK %	CLASS UNKNOWN	TOTAL VEHICLES
AM HOURS			BUS	MED	HVY	4+		4-	5	6+		5-	6	7+				
12 - 1		12															12	
1 - 2		18															18	
2 - 3		10		1		9.1									9.1		11	
3 - 4		17															17	
4 - 5		69		3		4.2									4.2		72	
5 - 6		117		1		.8									.8		118	
6 - 7		178		7	1	4.3									4.3		186	
7 - 8		233		6		2.5			1			.4			2.9		240	
8 - 9		208	1	5	1	3.2			1		1	.9			4.1		217	
9 - 10		197		5	1	2.9					1	.5			3.4		204	
10 - 11		154	1	5		3.7			1			.6			4.3		161	
11 - 12		180	1	1	1	1.6									1.6		183	
PM HOURS																		
12 - 1		166		3		1.8			1		1	1.2			2.9		171	
1 - 2		177		4		2.2									2.2		181	
2 - 3		199		13		6.1									6.1		212	
3 - 4		203		2		1.0			2			1.0			1.9		207	
4 - 5		242		2		.8									.8		244	
5 - 6		263	1	3		1.5									1.5		267	
6 - 7		184		3		1.6				1		.5			2.1		188	
7 - 8		105	1			.9									.9		106	
8 - 9		65		1		1.5									1.5		66	
9 - 10		49															49	
10 - 11		34															34	
11 - 12		23															23	
-----																		
AM TOTAL		1393		3	34	4	2.8		3		2	.3			3.2		1439	
PM TOTAL		1710		2	31		1.9		3	1	1	.3			2.2		1748	
DAY TOTAL		3103		5	65	4	2.3		6	1	3	.3			2.6		3187	
																2-AXLE EQUIVALENT	3203	



STATE OF WASHINGTON - DEPARTMENT OF TRANSPORTATION  
 TRIP SYSTEM  
 HOURLY TRAFFIC CLASSIFICATION SUMMARY

SR 014 S100392 MP 000.00

OFF SYSTEM ID.

LEG 2

DIRECTION OF TRAFFIC WESTBOUND

LANE ALL OF

COUNT IDENTIFIER 19-001

COUNTER NUMBER 501953

DESCRIPTION: ON SR 14 WB ON RAMP FROM LIESER RD

12-12-19 THURSDAY AM HOURS	CARS PICKUPS	SINGLE UNITS				SINGLE UNIT %	DOUBLE UNITS			DOUBLE UNIT %	TRAINS			TRAIN %	TRUCK %	CLASS UNKNOWN	TOTAL VEHICLES
		BUS	MED	HVY	4+		4-	5	6+		5-	6	7+				
12 - 1	12		1			7.7								7.7			13
1 - 2	7																7
2 - 3	10																10
3 - 4	15		2			11.8								11.8			17
4 - 5	66		1			1.5								1.5			67
5 - 6	136		4			2.9								2.9			140
6 - 7	155		5			3.1								3.1			160
7 - 8	218		3	1		1.8			1					2.2			223
8 - 9	208	1	3			1.9	1							2.3			213
9 - 10	167		4			2.3		1						2.9			172
10 - 11	141	1	6			4.7			1					5.4			149
11 - 12	167		6			3.4	1							4.0			174
PM HOURS																	
12 - 1	169		5			2.9	1							3.4			175
1 - 2	154		1			.6		1						1.3			156
2 - 3	187		1			.5								.5			188
3 - 4	234		5	1		2.5	1							2.9			241
4 - 5	261		5			1.9	1							2.2			267
5 - 6	244		2			.8								.8			246
6 - 7	155		6			3.7								3.7			161
7 - 8	108		1			.9								.9			109
8 - 9	85																85
9 - 10	52		1			1.9								1.9			53
10 - 11	47																47
11 - 12	18																18
AM TOTAL	1302	2	35	1		2.8	2	1	2					3.2			1345
PM TOTAL	1714		27	1		1.6	3	1						1.8			1746
DAY TOTAL	3016	2	62	2		2.1	5	2	2					2.4			3091
														2-AXLE EQUIVALENT			3104

STATE OF WASHINGTON - DEPARTMENT OF TRANSPORTATION  
 TRIP SYSTEM  
 HOURLY TRAFFIC CLASSIFICATION SUMMARY

SR 014 S100392 MP 000.00 OFF SYSTEM ID. LEG 2 DIRECTION OF TRAFFIC WESTBOUND LANE ALL OF  
 COUNT IDENTIFIER 19-001 COUNTER NUMBER 501953 DESCRIPTION: ON SR 14 WB ON RAMP FROM LIESER RD

12-13-19																	
FRIDAY	CARS PICKUPS	SINGLE UNITS				SINGLE UNIT %	DOUBLE UNITS			DOUBLE UNIT %	TRAINS			TRAIN %	TRUCK %	CLASS UNKNOWN	TOTAL VEHICLES
AM HOURS		BUS	MED	HVY	4+		4-	5	6+		5-	6	7+				
12 - 1	15																15
1 - 2	10	1				9.1										9.1	11
2 - 3	12																12
3 - 4	14																14
4 - 5	68		4			5.6										5.6	72
5 - 6	111		2			1.8										1.8	113
6 - 7	158		6			3.7										3.7	164
7 - 8	189		4	1		2.6	2			1.0						3.6	196
8 - 9																	
9 - 10																	
10 - 11																	
11 - 12																	
PM HOURS																	
12 - 1																	
1 - 2																	
2 - 3																	
3 - 4																	
4 - 5																	
5 - 6																	
6 - 7																	
7 - 8																	
8 - 9																	
9 - 10																	
10 - 11																	
11 - 12																	
AM TOTAL	577	1	16	1		3.0	2			.3						3.4	597
PM TOTAL																	
DAY TOTAL	577	1	16	1		3.0	2			.3						3.4	597
																	2-AXLE EQUIVALENT 600

12-10-19 THRU 12-13-19

AVERAGE WEEKDAY CLASSIFICATION VOLUMES *****																	
AVG WEEKDAY VOLUME	CARS PICKUPS	SINGLE UNITS				SINGLE UNIT %	DOUBLE UNITS			DOUBLE UNIT %	TRAINS			TRAIN %	TRUCK %	CLASS UNKNOWN	TOTAL VEHICLES
		BUS	MED	HVY	4+		4-	5	6+		5-	6	7+				
3060		4	64	3		2.3	6	2	3	.4						2.6	3139
																	AWD 2-AXLE EQUIVALENT 3159
TOTAL HOURS FOR COUNT	66																
2 DAYS	FACTOR GROUP P06																
AVG WEEKDAY VOL	3139 X SEASONAL ADJ. FACTOR 1.0000 = ESTIMATED AVG DAILY TRAFFIC 3139																

PEAK HOUR PERCENTAGES: K = 8.51 D = 100.00 T = 1.50  
 PEAK HOUR LOCATION : VOLUME = 267 DATE: 12/11/19 TIME: 05:00 PM



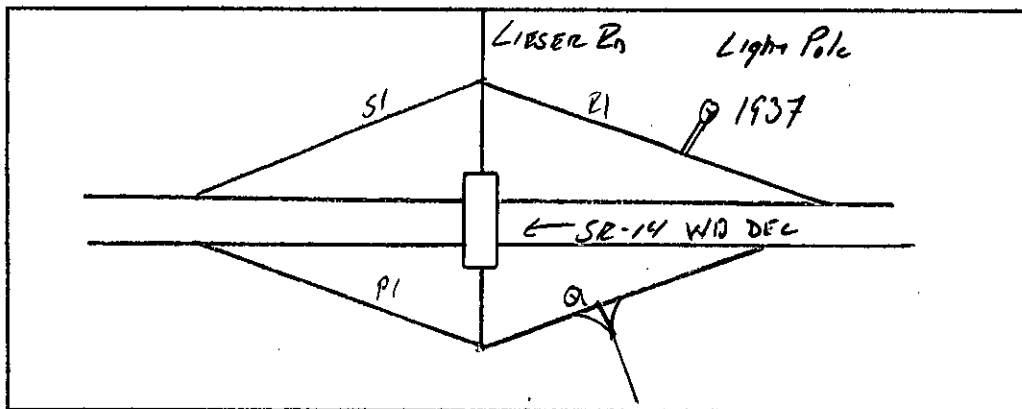
Interval  60 min.  15 min.  
 Binned(CL/SP)  Count(volume)  
 Lane No  1  2  
 Direction Channel 1 \_\_\_\_\_  
 Direction Channel 2 \_\_\_\_\_  
 Unique ID# \_\_\_\_\_

Counter No. 501937 Count ID 19-001  
 SR 014 RRT/RRQ R1 00454 MP 0.00  
 Leg 2 Direction WB OSID \_\_\_\_\_

Station Description \_ ON SR-14 WB OFF RAMP TO LIESER RD

Date	Day	Time	Comments
/	2	/	Manual (1) _____ (2) _____ Counter (1) _____ (2) _____ <i>COUNTER SET ON TUESDAY</i>
12/10/19	3	13:14	Manual (1) <u>3</u> (2) _____ Counter (1) <u>3</u> (2) _____ SET OK JH 6.5V
12/11/19	4	8:03	Manual (1) <u>20</u> (2) _____ Counter (1) <u>20</u> (2) _____ CHECK OK JH 6.4V
12/12/19	5	8:06	Manual (1) <u>19</u> (2) _____ Counter (1) <u>19</u> (2) _____ CHECK OK JH 6.4V
12/13/19	6	<u>8:19</u>	Manual (1) <u>1</u> (2) _____ Counter (1) <u>1</u> (2) _____ PICK UP OK JH 6.4V

Sketch



JH  
Field Person

4525

STATE OF WASHINGTON - DEPARTMENT OF TRANSPORTATION  
 TRIP SYSTEM  
 HOURLY TRAFFIC CLASSIFICATION SUMMARY

SR 014 R100454 MP 000.00 OFF SYSTEM ID. LEG 2 DIRECTION OF TRAFFIC WESTBOUND LANE ALL OF  
 COUNT IDENTIFIER 19-001 COUNTER NUMBER 501937 DESCRIPTION: ON SR 14 WB OFF RAMP TO LIESER RD

12-10-19 TUESDAY AM HOURS	CARS PICKUPS	SINGLE UNITS				SINGLE UNIT %	DOUBLE UNITS			DOUBLE UNIT %	TRAINS			TRAIN %	TRUCK %	CLASS UNKNOWN	TOTAL VEHICLES
		BUS	MED	HVY	4+		4-	5	6+		5-	6	7+				
12 - 1																	
1 - 2																	
2 - 3																	
3 - 4																	
4 - 5																	
5 - 6																	
6 - 7																	
7 - 8																	
8 - 9																	
9 - 10																	
10 - 11																	
11 - 12																	
PM HOURS																	
12 - 1																	
1 - 2																	
2 - 3	270			7		2.5	4		1.4					3.9			281
3 - 4	334			6		1.8	2		.6					2.3			342
4 - 5	291			3		1.0	1		.3					1.4			295
5 - 6	314			5		1.6	1		.3					1.9			320
6 - 7	251			4		1.6								1.6			255
7 - 8	227			6		2.6								2.6			233
8 - 9	146			3		2.0	1		.7					2.7			150
9 - 10	115	1		2		2.5								2.5			118
10 - 11	87			2		2.2	1		1.1					3.3			90
11 - 12	52			1		1.9								1.9			53
-----																	
AM TOTAL																	
PM TOTAL	2087	1	39			1.9	10		.5					2.3			2137
DAY TOTAL	2087	1	39			1.9	10		.5					2.3			2137
														2-AXLE EQUIVALENT			2147

STATE OF WASHINGTON - DEPARTMENT OF TRANSPORTATION  
 TRIP SYSTEM  
 HOURLY TRAFFIC CLASSIFICATION SUMMARY

SR 014 R100454 MP 000.00 OFF SYSTEM ID. LEG 2 DIRECTION OF TRAFFIC WESTBOUND LANE ALL OF  
 COUNT IDENTIFIER 19-001 COUNTER NUMBER 501937 DESCRIPTION: ON SR 14 WB OFF RAMP TO LIESER RD

12-11-19 WEDNESDAY AM HOURS	CARS PICKUPS	SINGLE UNITS				SINGLE UNIT %	DOUBLE UNITS			DOUBLE UNIT %	TRAINS			TRAIN %	TRUCK %	CLASS UNKNOWN	TOTAL VEHICLES
		BUS	MED	HVY	4+		4-	5	6+		5-	6	7+				
12 - 1	28																28
1 - 2	15																15
2 - 3	14																14
3 - 4	16																16
4 - 5	23												1	4.2	4.2		24
5 - 6	67		1			1.5								1.5			68
6 - 7	139		1			.7	2		1.4					2.1			142
7 - 8	221	1	5			2.6			.4					3.1			228
8 - 9	283		7			2.4	1	1	.7					3.1			292
9 - 10	238		9			3.6	2		.8					4.4			249
10 - 11	232		11	1		4.9	1		.4					5.3			245
11 - 12	252		4			1.6								1.6			256
PM HOURS																	
12 - 1	257		9	1		3.7	1		.4					4.1			268
1 - 2	296	1	6			2.3	1		.3					2.6			304
2 - 3	344		11		1	3.4	1		.3					3.6			357
3 - 4	334		13	1		4.0	5		1.4					5.4			353
4 - 5	330		9			2.6	1		.3					2.9			340
5 - 6	354		4			1.1	1		.3					1.4			359
6 - 7	306		9			2.8	2		.6					3.5			317
7 - 8	214		5			2.3	1		.5					2.7			220
8 - 9	151		5			3.2								3.2			156
9 - 10	126	1	1			1.6								1.6			128
10 - 11	75						1		1.3					1.3			76
11 - 12	52		2			3.7								3.7			54
AM TOTAL	1528	1	38	1		2.5	6	2	.5			1	.1	3.1			1577
PM TOTAL	2839	2	74	2	1	2.7	14		.5					3.2			2932
DAY TOTAL	4367	3	112	3	1	2.6	20	2	.5			1		3.1			4509
														2-AXLE EQUIVALENT			4538

STATE OF WASHINGTON - DEPARTMENT OF TRANSPORTATION  
TRIP SYSTEM  
HOURLY TRAFFIC CLASSIFICATION SUMMARY

SR 014 R100454 MP 000.00 OFF SYSTEM ID. LEG 2 DIRECTION OF TRAFFIC WESTBOUND LANE ALL OF  
COUNT IDENTIFIER 19-001 COUNTER NUMBER 501937 DESCRIPTION: ON SR 14 WB OFF RAMP TO LIESER RD

12-12-19 THURSDAY AM HOURS	CARS PICKUPS	SINGLE UNITS				SINGLE UNIT %	DOUBLE UNITS			DOUBLE UNIT %	TRAINS			TRAIN %	TRUCK %	CLASS UNKNOWN	TOTAL VEHICLES
		BUS	MED	HVY	4+		4-	5	6+		5-	6	7+				
12 - 1	43		1			2.3								2.3			44
1 - 2	18																18
2 - 3	13		1			7.1								7.1			14
3 - 4	17																17
4 - 5	27											1	3.6	3.6			28
5 - 6	62		1			1.6								1.6			63
6 - 7	154		1			.6								.6			155
7 - 8	210		1	8		4.1		1		.5				4.5			220
8 - 9	239		1	6		2.8	2	1		1.2				4.0			249
9 - 10	236			11	1	4.8	4			1.6				6.3			252
10 - 11	208		2	7		4.1								4.1			217
11 - 12	242			11		4.3	1			.4				4.7			254
PM HOURS																	
12 - 1	309		1	15		4.9	1	1		.6				5.5			327
1 - 2	261			8		3.0	1			.4				3.3			270
2 - 3	335			6		1.8	1			.3				2.0			342
3 - 4	342			8	1	2.5	2			.6				3.1			353
4 - 5	369			9		2.4	3			.8				3.1			381
5 - 6	374			13		3.3	3	1		1.0				4.3			391
6 - 7	287			9		3.0								3.0			296
7 - 8	210		3	4		3.2								3.2			217
8 - 9	134			3		2.2								2.2			137
9 - 10	132			1		.7		1		.7				1.5			134
10 - 11	96			2		2.0								2.0			98
11 - 12	62			1		1.6								1.6			63
AM TOTAL	1469		4	47	1	3.4	7	2		.6			1	.1	4.0		1531
PM TOTAL	2911		4	79	1	2.8	11	3		.5				3.3			3009
DAY TOTAL	4380		8	126	2	3.0	18	5		.5			1	3.5			4540
														2-AXLE EQUIVALENT			4569

STATE OF WASHINGTON - DEPARTMENT OF TRANSPORTATION  
TRIP SYSTEM  
HOURLY TRAFFIC CLASSIFICATION SUMMARY

SR 014 R100454 MP 000.00 OFF SYSTEM ID. LEG 2 DIRECTION OF TRAFFIC WESTBOUND LANE ALL OF  
COUNT IDENTIFIER 19-001 COUNTER NUMBER 501937 DESCRIPTION: ON SR 14 WB OFF RAMP TO LIESER RD

12-13-19		CARS PICKUPS	SINGLE UNITS				SINGLE UNIT %	DOUBLE UNITS			DOUBLE UNIT %	TRAINS			TRAIN %	TRUCK %	CLASS UNKNOWN	TOTAL VEHICLES
FRIDAY	AM HOURS		BUS	MED	HVY	4+		4-	5	6+		5-	6	7+				
	12 - 1	37															37	
	1 - 2	12															12	
	2 - 3	12		1			7.7								7.7		13	
	3 - 4	14															14	
	4 - 5	18						1		5.3					5.3		19	
	5 - 6	51		3			5.6								5.6		54	
	6 - 7	147	1	2			2.0								2.0		150	
	7 - 8	224		10	1		4.6	2		.8					5.5		237	
	8 - 9																	
	9 - 10																	
	10 - 11																	
	11 - 12																	
	PM HOURS																	
	12 - 1																	
	1 - 2																	
	2 - 3																	
	3 - 4																	
	4 - 5																	
	5 - 6																	
	6 - 7																	
	7 - 8																	
	8 - 9																	
	9 - 10																	
	10 - 11																	
	11 - 12																	
-----																		
AM TOTAL		515	1	16	1		3.4	2	1	.6					3.9		536	
PM TOTAL																		
DAY TOTAL		515	1	16	1		3.4	2	1	.6				3.9	2-AXLE EQUIVALENT		536	

12-10-19 THRU 12-13-19

AVERAGE WEEKDAY CLASSIFICATION VOLUMES *****																		
AVG WEEKDAY VOLUME	CARS PICKUPS	SINGLE UNITS				SINGLE UNIT %	DOUBLE UNITS			DOUBLE UNIT %	TRAINS			TRAIN %	TRUCK %	CLASS UNKNOWN	TOTAL VEHICLES	
		BUS	MED	HVY	4+		4-	5	6+		5-	6	7+					
4374		6	119	3	1	2.9	19	3	1	.5			1		3.4		4525	
																	AWD 2-AXLE EQUIVALENT	4558
TOTAL HOURS FOR COUNT		66																
2 DAYS		FACTOR GROUP P06																
AVG WEEKDAY VOL		4525 X SEASONAL ADJ. FACTOR 1.0000 = ESTIMATED AVG DAILY TRAFFIC 4525																

PEAK HOUR PERCENTAGES: K = 8.64 D = 100.00 T = 4.35  
PEAK HOUR LOCATION : VOLUME = 391 DATE: 12/12/19 TIME: 05:00 PM

*JP*

Interval  60 min.  15 min.  
 Binned(CL/SP)  Count(volume)  
 Lane No  1  2

---

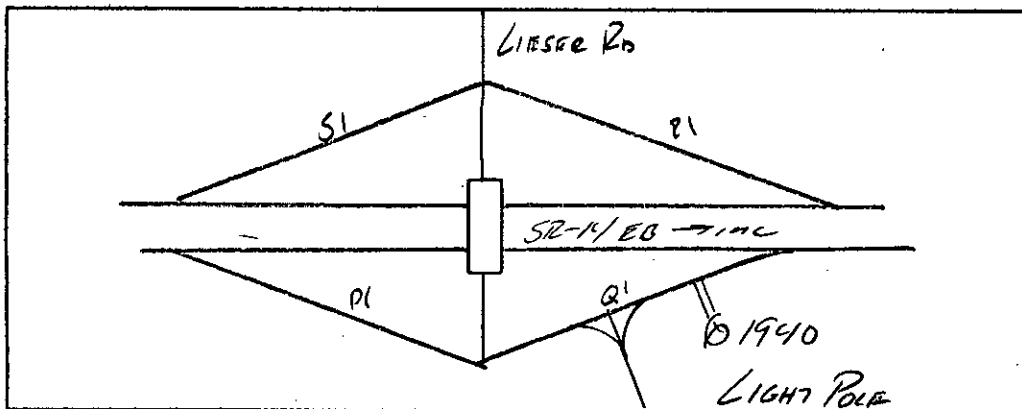
Direction Channel 1 \_\_\_\_\_  
 Direction Channel 2 \_\_\_\_\_  
 Unique ID# \_\_\_\_\_

Counter No. 501940 Count ID 19-001  
 SR 014 RRT/RRQ Q1 00486 MP 0.02  
 Leg 2 Direction EB OSID \_\_\_\_\_

Station Description \_ ON SR-14 EB ON RAMP FROM LIESER RD / HILLCREST DR

Date	Day	Time	Comments
/	2	/	Manual (1) _____ (2) _____ Counter (1) _____ (2) _____ <i>COUNTER SET ON TUESDAY</i>
12/10/19	3	11:36	Manual (1) <u>3</u> (2) _____ Counter (1) <u>3</u> (2) _____ SET OK JH 6.5V
12/11/19	4	9:56	Manual (1) <u>26</u> (2) _____ Counter (1) <u>26</u> (2) _____ CHECK OK JH 6.5V
12/12/19	5	10:30	Manual (1) <u>20</u> (2) _____ Counter (1) <u>20</u> (2) _____ CHECK OK JH 6.4V
12/13/19	6	<i>1009</i>	Manual (1) <u>1</u> (2) _____ Counter (1) <u>1</u> (2) _____ PICK UP OK JH <i>6.4v</i>

Sketch



North

*JH*

Field Person

*5721*



STATE OF WASHINGTON - DEPARTMENT OF TRANSPORTATION  
 TRIPS SYSTEM  
 HOURLY TRAFFIC CLASSIFICATION SUMMARY

SR 014 Q100486 MP 000.02 OFF-SYSTEM ID. LEG 2 DIRECTION OF TRAFFIC EASTBOUND LANE ALL OF  
 COUNT IDENTIFIER 19-001 COUNTER NUMBER 501940 DESCRIPTION: ON SR 14 EB ON RAMP FROM LIESER RD / HILLCREST DR

12-10-19 TUESDAY		CARS PICKUPS	SINGLE UNITS				DOUBLE UNITS			DOUBLE UNITS			TRAINS			TRAIN %	TRUCK %	CLASS UNKNOWN	TOTAL VEHICLES
AM HOURS	PM HOURS		BUS	MED	HVY 4+	SINGLE UNIT %	4-	5	6+	5-	6	7+	%	%					
12 - 1																			
1 - 2																			
2 - 3																			
3 - 4																			
4 - 5																			
5 - 6																			
6 - 7																			
7 - 8																			
8 - 9																			
9 - 10																			
10 - 11																			
11 - 12																			
12 - 1		287	4	9		4.3		1	1							4.3			300
1 - 2		272		4		1.4	1						.7			2.2			278
2 - 3		370	3	2	1	1.6	2						.5			2.1			378
3 - 4		372		8		2.1	5		1				1.6			3.6			386
4 - 5		346		1		.3	1						.3			.6			348
5 - 6		319		2		.6	1						.3			.9			322
6 - 7		250		4		1.6	2						.8			2.3			256
7 - 8		170		3		1.7										1.7			173
8 - 9		126																	126
9 - 10		83		1		1.2										1.2			84
10 - 11		56																	56
11 - 12		31																	31
AM. TOTAL																			
PM TOTAL		2682	7	34	1	1.5	12		2				.5			2.0			2738
DAY TOTAL		2682	7	34	1	1.5	12		2				.5			2.0			2738
																		2-AXLE EQUIVALENT	2755

STATE OF WASHINGTON - DEPARTMENT OF TRANSPORTATION  
 TRIP SYSTEM  
 HOURLY TRAFFIC CLASSIFICATION SUMMARY

SR 014 Q100486 MP 000.02 OFF SYSTEM ID. LEG 2 DIRECTION OF TRAFFIC EASTBOUND LANE ALL OF  
 COUNT IDENTIFIER 19-001 COUNTER NUMBER 501940 DESCRIPTION: ON SR 14 EB ON RAMP FROM LIESER RD / HILLCREST DR

12-11-19 WEDNESDAY		CARS PICKUPS	SINGLE UNITS				SINGLE UNIT %	DOUBLE UNITS			DOUBLE UNIT %	TRAINS			TRAIN %	TRUCK %	CLASS UNKNOWN	TOTAL VEHICLES
AM HOURS	PM HOURS		BUS	MED	HVY	4+		4-	5	6+		5-	6	7+				
12 - 1		20															20	
1 - 2		18															18	
2 - 3		13															13	
3 - 4		26		1		3.7									3.7		27	
4 - 5		59	1			1.7									1.7		60	
5 - 6		137	6	5		7.4	1			.7					8.1		149	
6 - 7		412	6	2	2	2.3	6	1		1.6					4.0		429	
7 - 8		753	1	11	1	1.8	6	1		.9	1	1		.3	3.0		776	
8 - 9		458		7	1	1.7	6			1.3					3.0		472	
9 - 10		348		8	3	3.0	4			1.1					4.1		363	
10 - 11		265	1	3	1	1.9									1.9		270	
11 - 12		315	2	4	2	2.5	3			.9					3.4		326	
PM HOURS																		
12 - 1		299		4	1	1.6									1.6		304	
1 - 2		300	1	2		1.0	1			.3					1.3		304	
2 - 3		349	2	9	1	3.6	1			.3					3.9		363	
3 - 4		350		7	1	2.2									2.2		358	
4 - 5		327		5		1.5	2			.6					2.1		334	
5 - 6		283		1		.3	3			1.0		1		.3	1.7		288	
6 - 7		260		2		.8									.8		262	
7 - 8		181		1		.5									.5		182	
8 - 9		151		1		.7									.7		152	
9 - 10		114		1		.9	1			.9					1.7		116	
10 - 11		69															69	
11 - 12		30		1		3.2									3.2		31	
-----																		
AM TOTAL		2824	17	41	10	1	2.4	26	1	1	1.0	1	1	.1	3.4		2923	
PM TOTAL		2713	3	34	3	1	1.5	8			.3		1		1.8		2763	
DAY TOTAL		5537	20	75	13	2	1.9	34	1	1	.6	1	2	.1	2.6		5686	
																	2-AXLE EQUIVALENT	5738

STATE OF WASHINGTON - DEPARTMENT OF TRANSPORTATION  
 TRIP SYSTEM  
 HOURLY TRAFFIC CLASSIFICATION SUMMARY

SR 014 Q100486 MP 000.02 OFF SYSTEM ID. LEG 2 DIRECTION OF TRAFFIC EASTBOUND LANE ALL OF  
 COUNT IDENTIFIER 19-001 COUNTER NUMBER 501940 DESCRIPTION: ON SR 14 EB ON RAMP FROM LIESER RD / HILLCREST DR

THURSDAY AM HOURS	CARS PICKUPS	SINGLE UNITS				SINGLE UNIT %	DOUBLE UNITS			DOUBLE UNIT %	TRAINS			TRAIN %	TRUCK %	CLASS UNKNOWN	TOTAL VEHICLES
		BUS	MED	HVY	4+		4-	5	6+		5-	6	7+				
12 - 1	25																25
1 - 2	12																12
2 - 3	16																16
3 - 4	26																26
4 - 5	71					2.7										2.7	73
5 - 6	136					7.4		2		1.3						8.7	149
6 - 7	405				1	4.0		2		.5						4.5	424
7 - 8	742					1.4		8		1.1						2.5	761
8 - 9	458				1	1.7		2	2	1			1		.2	3.0	472
9 - 10	299					1.3		1		.3				1	.3	2.0	305
10 - 11	294					3.9		1	1	1						4.9	309
11 - 12	281					3.4		4		1.4						4.7	295
PM HOURS																	
12 - 1	254				1	1.5		2		.8						2.3	260
1 - 2	265					1.5		1		.4						1.9	270
2 - 3	351				1	2.5		3		.8						3.3	363
3 - 4	412				1	2.1		4	1	1.2						3.3	426
4 - 5	358					1.1		2		.5						1.6	364
5 - 6	336					1.7		2	1	.9						2.6	345
6 - 7	263					1.1										1.1	266
7 - 8	195					.5										.5	196
8 - 9	160																160
9 - 10	109				2	1.8		2		1.8						3.5	113
10 - 11	82																82
11 - 12	44																44
AM TOTAL	2765	19	54	2		2.6	20	3	2	.9	1	1	.1	3.6		2867	
PM TOTAL	2829	4	35	3		1.5	14	4		.6				2.1		2889	
DAY TOTAL	5594	23	89	5		2.0	34	7	2	.7	1	1		2.8		5756	
														2-AXLE EQUIVALENT			5812

STATE OF WASHINGTON - DEPARTMENT OF TRANSPORTATION  
T R I P S S Y S T E M  
HOURLY TRAFFIC CLASSIFICATION SUMMARY

SR 014 Q100486 MP 000.02 OFF SYSTEM ID. LEG 2 DIRECTION OF TRAFFIC EASTBOUND LANE ALL OF  
COUNT IDENTIFIER 19-001 COUNTER NUMBER 501940 DESCRIPTION: ON SR 14 EB ON RAMP FROM LIESER RD / HILLCREST DR

FRIDAY AM HOURS	CARS PICKUPS	SINGLE UNITS				SINGLE UNIT %	DOUBLE UNITS			DOUBLE UNIT %	TRAINS			TRAIN %	TRUCK %	CLASS UNKNOWN	TOTAL VEHICLES
		BUS	MED	HVY	4+		4-	5	6+		5-	6	7+				
12 - 1	22																22
1 - 2	14			1		6.7								6.7			15
2 - 3	15																15
3 - 4	21			1		4.5								4.5			22
4 - 5	54	2	1			5.3								5.3			57
5 - 6	129	7	6			9.1	1		.7					9.8			143
6 - 7	305	5	5	1		3.4	4		1.3					4.7			320
7 - 8	449		6			1.3	6		1.3	1			.2	2.8			462
8 - 9	394		6	1		1.7	2		.5					2.2	1		404
9 - 10	314	1	6	2		2.8	1		.3					3.1			324
10 - 11																	
11 - 12																	
PM HOURS																	
12 - 1																	
1 - 2																	
2 - 3																	
3 - 4																	
4 - 5																	
5 - 6																	
6 - 7																	
7 - 8																	
8 - 9																	
9 - 10																	
10 - 11																	
11 - 12																	
AM TOTAL	1717	15	32	4		2.9	14		.8	1			.1	3.7	1		1784
PM TOTAL																	
DAY TOTAL	1717	15	32	4		2.9	14		.8	1			.1	3.7	1		1784
														2-AXLE EQUIVALENT			1802

12-10-19 THRU 12-13-19

AVERAGE WEEKDAY CLASSIFICATION VOLUMES *****																	
AVG WEEKDAY VOLUME	CARS PICKUPS	SINGLE UNITS				SINGLE UNIT %	DOUBLE UNITS			DOUBLE UNIT %	TRAINS			TRAIN %	TRUCK %	CLASS UNKNOWN	TOTAL VEHICLES
		BUS	MED	HVY	4+		4-	5	6+		5-	6	7+				
5566	22	82	9	1	2.0	34	4	2	.7	1	2	1	.1	2.8			5721
														AWD 2-AXLE EQUIVALENT			5782
TOTAL HOURS FOR COUNT	70																
2 DAYS	FACTOR GROUP P06																
AVG WEEKDAY VOL	5721 X SEASONAL ADJ. FACTOR 1.0000 = ESTIMATED AVG DAILY TRAFFIC 5721																

PEAK HOUR PERCENTAGES: K = 13.56 D = 100.00 T = 2.96  
PEAK HOUR LOCATION : VOLUME = 776 DATE: 12/11/19 TIME: 07:00 AM