

STATE OF WASHINGTON - DEPARTMENT OF TRANSPORTATION  
 TRIP SYSTEM  
 SHORT DURATION CLASSIFICATION 4-WAY

DATE: 4/1/2014  
 TIME: 13:46:32  
 PAGE: 1

SR 014 MP 007.31 OFF SYS ID COUNTER NUM 00046 COUNT ID HPMS  
 DATE 1/28/2014 DAY OF WEEK 3 TIME PERIOD HOUR 14:00 - 18:00  
 LOCATION SR 14 E/O SR 205 I/C 04  
 ENTIRE COUNT VOLUMES

MOVEMENT	CARS AND PICKUPS	---SINGLE UNITS---			-DOUBLE UNITS-			-TRIPLE UNITS-			TOTAL TRUCK	PERCENT TRUCK	PERCENT TURNS	TOTAL
		BUS	MED	HVY	4-	5	6+	5-	6	7+				
NORTH APPROACH THIS LEG NORTH NORTH TO SOUTH NORTH TO EAST NORTH TO WEST														
SOUTH APPROACH SOUTH TO NORTH THIS LEG SOUTH SOUTH TO EAST SOUTH TO WEST														
EAST APPROACH EAST TO NORTH EAST TO SOUTH THIS LEG EAST EAST TO WEST	9577	43	200	37	6	29	63	46	1	12	437	4.36	100.00	10014
WEST APPROACH WEST TO NORTH WEST TO SOUTH WEST TO EAST THIS LEG WEST	1245	33	139	29	7	11	50	76	1	14	360	2.81	100.00	12814
NORTH TOTAL PERCENTAGE	22031	76	339	66	13	40	113	122	2	26	797		44/56	22828
SOUTH TOTAL PERCENTAGE	96.51	0.33	1.49	0.29	0.06	0.18	0.50	0.53	0.01	0.11	3.49		56/44	22828
WEST TOTAL PERCENTAGE	22031	76	339	66	13	40	113	122	2	26	797			22828
TRUCK PERCENTAGE:	96.51	0.33	1.49	0.29	0.06	0.18	0.50	0.53	0.01	0.11	3.49			22828

LEGS	S/U	%	D/U	%	TRAIN	%	TRUCK	%	AXLE FACTOR
NORTH TOTAL	494	2.16	275	1.20	28	0.12	797	3.49	0.9757
SOUTH TOTAL	494	2.16	275	1.20	28	0.12	797	3.49	0.9757
WEST TOTAL	494	2.16	275	1.20	28	0.12	797	3.49	0.9757

45656

STATE OF WASHINGTON - DEPARTMENT OF TRANSPORTATION  
 TRIP SYSTEM  
 SHORT DURATION CLASSIFICATION 4-WAY

DATE: 4/1/2014  
 TIME: 13:46:33  
 PAGE: 2

SR 014 MP 007.31 OFF SYS ID COUNTER NUM 00046 COUNT ID HPMS  
 DATE 1/28/2014 DAY OF WEEK 3 TIME PERIOD HOUR 14:00 - 15:00  
 LOCATION SR 14 E/O SR 205 I/C 04

HOURLY VOLUMES

MOVEMENT	CARS AND PICKUPS	---SINGLE UNITS--- BUS MED HVY 4+	-DOUBLE UNITS- 4- 5- 6+	-TRIPLE UNITS- 5- 6 7+	TOTAL TRUCK	PERCENT TRUCK	PERCENT TURNS	TOTAL
NORTH APPROACH THIS LEG NORTH NORTH TO SOUTH NORTH TO EAST NORTH TO WEST								
SOUTH APPROACH SOUTH TO NORTH THIS LEG SOUTH SOUTH TO EAST SOUTH TO WEST								
EAST APPROACH EAST TO NORTH EAST TO SOUTH THIS LEG EAST EAST TO WEST	2122	9 59 17 4	9 29 24	4	155	6.81	100.00	2277
WEST APPROACH WEST TO NORTH WEST TO SOUTH WEST TO EAST THIS LEG WEST	2513	8 48 9 2	2 23 30	1 8	131	4.95	100.00	2644
NORTH TOTAL PERCENTAGE								
SOUTH TOTAL PERCENTAGE								
EAST TOTAL PERCENTAGE	4635	17 107 26 6	11 52 54	1 12	286		46/54	4921
WEST TOTAL PERCENTAGE	4635	17 107 26 6	11 52 54	1 12	286		54/46	4921
	94.19	0.35 2.17 0.53 0.12	0.22 1.06 1.10	0.02 0.24	5.81			
	94.19	0.35 2.17 0.53 0.12	0.22 1.06 1.10	0.02 0.24	5.81			

PCT SPLIT  
 OUT/IN  
 4921

9842

STATE OF WASHINGTON - DEPARTMENT OF TRANSPORTATION  
 TRIP SYSTEM  
 SHORT DURATION CLASSIFICATION 4-WAY

DATE: 4/1/2014  
 TIME: 13:46:33  
 PAGE: 3

SR 014 MP 007.31 OFF SYS ID COUNTER NUM 00046 COUNT ID HPMS  
 DATE 1/28/2014 DAY OF WEEK 3 TIME PERIOD HOUR 15:00 - 16:00  
 LOCATION SR 14 E/O SR 205 I/C 04

HOURLY VOLUMES

MOVEMENT	CARS AND PICKUPS	---SINGLE UNITS---	---DOUBLE UNITS---	---TRIPLE UNITS---	TOTAL TRUCK	PERCENT TRUCK	PERCENT TURNS	TOTAL					
NORTH APPROACH THIS LEG NORTH NORTH TO SOUTH NORTH TO EAST NORTH TO WEST					118	4.96		2379					
SOUTH APPROACH SOUTH TO NORTH THIS LEG SOUTH SOUTH TO EAST SOUTH TO WEST					110	3.13		3515					
EAST APPROACH EAST TO NORTH EAST TO SOUTH THIS LEG EAST EAST TO WEST	2261	13	49	12	1	10	16	14	3	118	100.00	2379	
WEST APPROACH WEST TO NORTH WEST TO SOUTH WEST TO EAST THIS LEG WEST	3405	7	37	10	2	4	18	28	4	110	100.00	3515	
NORTH TOTAL PERCENTAGE													5894
SOUTH TOTAL PERCENTAGE													5894
EAST TOTAL PERCENTAGE	5666	20	86	22	3	14	34	42	7	228	40/60	5894	
WEST TOTAL PERCENTAGE	5666	0.34	1.46	0.37	0.05	0.24	0.58	0.71	0.12	3.87	60/40	5894	
	96.13	20	86	22	3	14	34	42	7	228		5894	
	96.13	0.34	1.46	0.37	0.05	0.24	0.58	0.71	0.12	3.87		5894	

PCT SPLIT  
 OUT/IN

11788



STATE OF WASHINGTON - DEPARTMENT OF TRANSPORTATION  
 TRIP SYSTEM  
 SHORT DURATION CLASSIFICATION 4-WAY

DATE: 4/1/2014  
 TIME: 13:46:33  
 PAGE: 5

SR 014  
 DATE 1/28/2014  
 LOCATION  
 MP 007.31  
 DAY OF WEEK 3  
 SR 14 E/O SR 205 I/C 04

OFF SYS ID  
 TIME PERIOD HOUR 17:00 - 18:00  
 COUNTER NUM 00046  
 COUNT ID HPMS

HOURLY VOLUMES

MOVEMENT	CARS AND PICKUPS	---SINGLE UNITS---	BUS MED Hvy 4+	-DOUBLE UNITS-	4- 5 6+	-TRIPLE UNITS-	5- 6 7+	TOTAL TRUCK	PERCENT TRUCK	PERCENT TURNS	TOTAL
NORTH APPROACH											
THIS LEG NORTH											
NORTH TO SOUTH											
NORTH TO EAST											
NORTH TO WEST											
SOUTH APPROACH											
SOUTH TO NORTH											
THIS LEG SOUTH											
SOUTH TO EAST											
SOUTH TO WEST											
EAST APPROACH								66	2.37		2790
EAST TO NORTH											
EAST TO SOUTH											
THIS LEG EAST											
EAST TO WEST	2724	9	35	3	6	5	5	1	2	100.00	2790
WEST APPROACH											
WEST TO NORTH											
WEST TO SOUTH											
WEST TO EAST	3493	9	26	3	1	1	7	6	1	100.00	3547
THIS LEG WEST											
NORTH TOTAL PERCENTAGE											
SOUTH TOTAL PERCENTAGE											
EAST TOTAL PERCENTAGE	6217	18	61	6	1	7	12	11	1	3	120
WEST TOTAL PERCENTAGE	98.11	0.28	0.96	0.09	0.02	0.11	0.19	0.17	0.02	0.05	1.89
EAST TOTAL PERCENTAGE	6217	18	61	6	1	7	12	11	1	3	120
WEST TOTAL PERCENTAGE	98.11	0.28	0.96	0.09	0.02	0.11	0.19	0.17	0.02	0.05	1.89

PCT SPLIT  
 OUT/IN  
 6337

12674

STATE OF WASHINGTON - DEPARTMENT OF TRANSPORTATION  
 T R I P S S Y S T E M  
 SHORT DURATION CLASSIFICATION 4-WAY

DATE: 4/1/2014  
 TIME: 13:46:33  
 PAGE: 6

SR 014 MP 007.31 OFF SYS ID  
 DATE 1/28/2014 DAY OF WEEK 3 TIME PERIOD HOUR 17:00 - 18:00  
 LOCATION SR 14 E/O SR 205 I/C 04

COUNTER NUM 00046

COUNT ID HPMS

EAST LEG PEAK HOUR AND VOLUMES

MOVEMENT	CARS AND PICKUPS	---SINGLE UNITS---	---DOUBLE UNITS---	---TRIPLE UNITS---	TOTAL TRUCK	PERCENT TRUCK	PERCENT TURNS	TOTAL
----------	------------------	--------------------	--------------------	--------------------	-------------	---------------	---------------	-------

NORTH APPROACH  
 THIS LEG NORTH  
 NORTH TO SOUTH  
 NORTH TO EAST  
 NORTH TO WEST

SOUTH APPROACH  
 SOUTH TO NORTH  
 THIS LEG SOUTH  
 SOUTH TO EAST  
 SOUTH TO WEST

EAST APPROACH  
 EAST TO NORTH  
 EAST TO SOUTH  
 THIS LEG EAST  
 EAST TO WEST

WEST APPROACH  
 WEST TO NORTH  
 WEST TO SOUTH  
 WEST TO EAST  
 THIS LEG WEST

NORTH TOTAL PERCENTAGE

SOUTH TOTAL PERCENTAGE

EAST TOTAL PERCENTAGE

WEST TOTAL PERCENTAGE

PCT SPLIT  
 OUT/IN  
 6337

12674

STATE OF WASHINGTON - DEPARTMENT OF TRANSPORTATION  
 T R I P S S Y S T E M  
 SHORT DURATION CLASSIFICATION 4-MAY

DATE: 4/1/2014  
 TIME: 13:46:33  
 PAGE: 7

SR 014 MP 007.31 OFF SYS ID COUNTER NUM 00046 COUNT ID HPMS  
 DATE 1/28/2014 DAY OF WEEK 3 TIME PERIOD HOUR 17:00 - 18:00  
 LOCATION SR 14 E/O SR 205 I/C 04

WEST LEG PEAK HOUR AND VOLUMES

MOVEMENT	CARS AND PICKUPS	---SINGLE UNITS--- BUS MED HVY 4+	-DOUBLE UNITS- 4- 5 6+	-TRIPLE UNITS- 5- 6 7+	TOTAL TRUCK	PERCENT TRUCK	PERCENT TURNS	TOTAL
NORTH APPROACH THIS LEG NORTH NORTH TO SOUTH NORTH TO EAST NORTH TO WEST								
SOUTH APPROACH SOUTH TO NORTH THIS LEG SOUTH SOUTH TO EAST SOUTH TO WEST								
EAST APPROACH EAST TO NORTH EAST TO SOUTH THIS LEG EAST EAST TO WEST	2724	9 35 3	6 5 5	1 2	66	2.37	100.00	2790
WEST APPROACH WEST TO NORTH WEST TO SOUTH WEST TO EAST THIS LEG WEST	3493	9 26 3 1 1	1 7 6	1 1	54	1.52	100.00	3547
							PCT SPLIT OUT/IN	6337

NORTH TOTAL PERCENTAGE

6217 18 61 6 1 7 12 11 1 3 120 44/56 6337

98.11 0.28 0.96 0.09 0.02 0.11 0.19 0.17 0.02 0.05 1.89 56/44 6337

WEST TOTAL PERCENTAGE 98.11 0.28 0.96 0.09 0.02 0.11 0.19 0.17 0.02 0.05 1.89 56/44 6337

12674

STATE OF WASHINGTON - DEPARTMENT OF TRANSPORTATION  
 T R I P S 5 Y S T E M  
 SHORT DURATION CLASSIFICATION 4-WAY

DATE: 4/1/2014  
 TIME: 13:46:33  
 PAGE: 8

SR 014 MP 007.31 OFF SYS ID COUNTER NUM 00046 COUNT ID HPMS  
 DATE 1/28/2014 DAY OF WEEK 3 TIME PERIOD HOUR 17:00 - 18:00  
 LOCATION SR 14 E/O SR 205 I/C 04

INTERSECTIONAL PEAK HOUR AND VOLUMES

MOVEMENT	---SINGLE UNITS---				-DOUBLE UNITS-			-TRIPLE UNITS-			TOTAL TRUCK	PERCENT TRUCK	PERCENT TURNS	TOTAL
	CARS AND PICKUPS	BUS	MED	HVY 4+	4-	5	6+	5-	6	7+				
NORTH APPROACH THIS LEG NORTH NORTH TO SOUTH NORTH TO EAST NORTH TO WEST														
SOUTH APPROACH SOUTH TO NORTH THIS LEG SOUTH SOUTH TO EAST SOUTH TO WEST														
EAST APPROACH EAST TO NORTH EAST TO SOUTH THIS LEG EAST EAST TO WEST	2724	9	35	3	6	5	5	1	2		66	2.37	100.00	2790
WEST APPROACH WEST TO NORTH WEST TO SOUTH WEST TO EAST THIS LEG WEST	3493	9	26	3	1	7	6	1	1		54	1.52	100.00	3547
														3547
														6337

PCT SPLIT  
 OUT//IN  
 6337

NORTH TOTAL PERCENTAGE		SOUTH TOTAL PERCENTAGE		EAST TOTAL PERCENTAGE		WEST TOTAL PERCENTAGE	
6217	18	61	6	1	7	12	11
98.11	0.28	0.96	0.09	0.02	0.11	0.19	0.17
6217	18	61	6	1	7	12	11
98.11	0.28	0.96	0.09	0.02	0.11	0.19	0.17

TRUCK PERCENTAGE:

LEGS	S/U	%	D/U	%	TRAIN	%	TRUCK	%	AXLE FACTOR
NORTH TOTAL	86	1.36	30	0.47	4	0.06	120	1.89	0.9905
SOUTH TOTAL	86	1.36	30	0.47	4	0.06	120	1.89	0.9905
EAST TOTAL	86	1.36	30	0.47	4	0.06	120	1.89	0.9905
WEST TOTAL	86	1.36	30	0.47	4	0.06	120	1.89	0.9905

PEAK HOUR FACTOR 0.974 1584 1626 1609 1518 6337

12674





Vehicle Volume Summary

Date: 1/28/2014

Time Period: 17:00 - 18:00

(Block Diagram)

Count ID: HPMS


MP: 007.31

Off Sys. ID:

SR: 014

Location: SR 14 E/O SR 205 I/C

INTERSECTIONAL PEAK HOUR AND VOLUMES



PEAK HOUR FACTOR = 0.974

TOTAL HOUR = 6337

Quarter Hour 4 = 1518

Quarter Hour 3 = 1605

Quarter Hour 2 = 1626

Quarter Hour 1 = 1584



Vehicle Volume Summary

Date: 1/28/2014

Time Period: 14:00 - 18:00

SR: 014


MP: 007.31

Off Sys. ID:

Count ID: HPMS

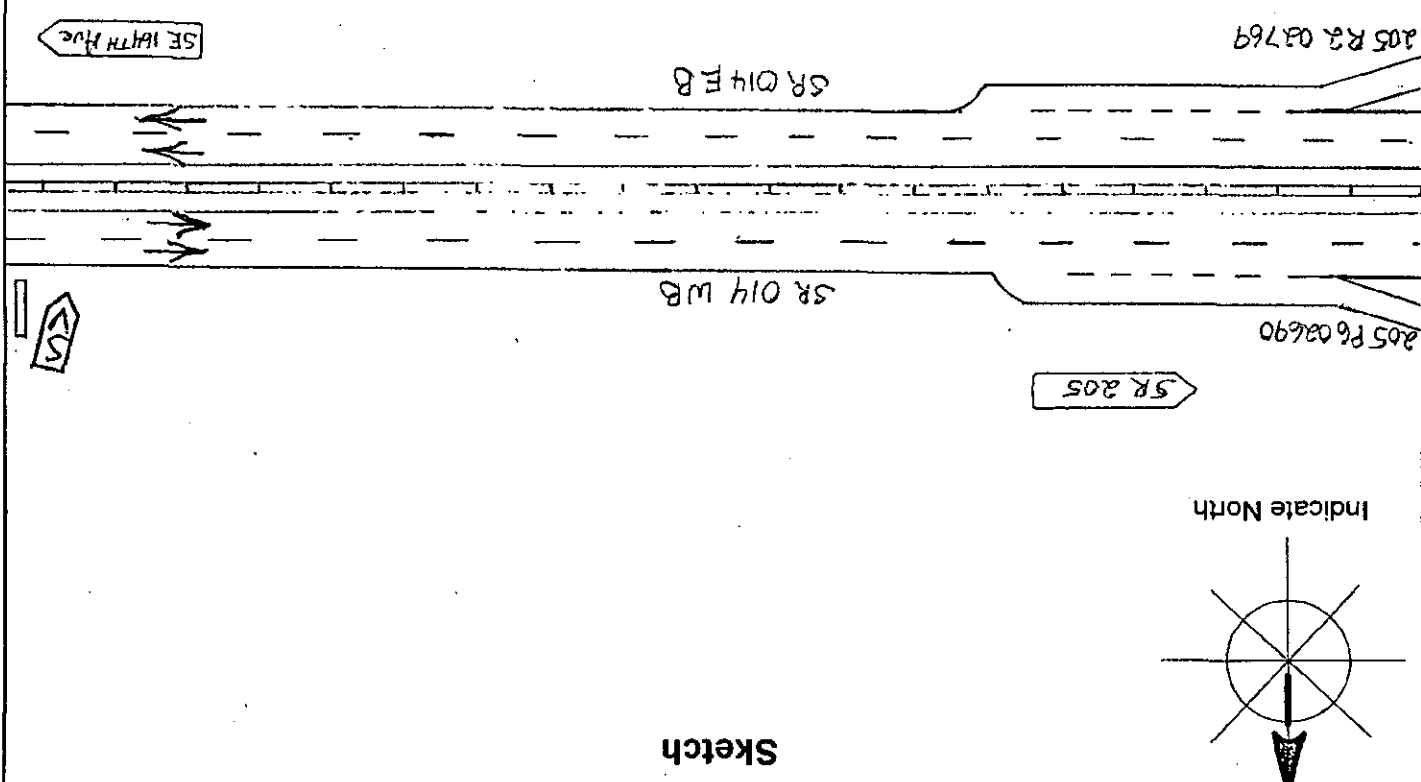
Location: SR 14 E/O SR 205 I/C

ENTIRE COUNT VOLUMES



C. Cotter  
D. Blake  
Signature

Remarks: G:\HPMS 10.TXT 14-1800 # 00046 1/28/2014  
 G:\HPMS 17.TXT 10-1400 #00048 1/30/2014  
 G:\HPMS 12.TXT 06-1000 #00047 1/29/2014



SR #	014	MP	7.31	OSID		Count ID	HPMS	Date	1-28-2014 #10-18:00 1-29-2014 6:00-10:30 1-30-2014/04-14:00
------	-----	----	------	------	--	----------	------	------	---

CB# WB-2847 5187 5188 5189  
 EB-8909 2138 2139 2140  
 Traffic Station Sketch

STATE OF WASHINGTON - DEPARTMENT OF TRANSPORTATION  
 TRIP SYSTEM  
 SHORT DURATION CLASSIFICATION 4-WAY

DATE: 4/1/2014  
 TIME: 13:44:20  
 PAGE: 1

SR 014 MP 007.31 OFF SYS ID COUNTER NUM 00047 COUNT ID HPMS  
 DATE 1/29/2014 DAY OF WEEK 4 TIME PERIOD HOUR 06:00 - 10:00  
 LOCATION SR 14 E/O SR 205 I/C 04

ENTIRE COUNT VOLUMES

MOVEMENT	CARS AND PICKUPS	---SINGLE UNITS---				-DOUBLE UNITS-			-TRIPLE UNITS-			TOTAL TRUCK	PERCENT TRUCK	PERCENT TURNS	TOTAL	
		BUS	MED	HVY	4+	4-	5	6+	5-	6	7+					
NORTH APPROACH THIS LEG NORTH NORTH TO SOUTH NORTH TO EAST NORTH TO WEST																
SOUTH APPROACH SOUTH TO NORTH THIS LEG SOUTH SOUTH TO EAST SOUTH TO WEST																
EAST APPROACH EAST TO NORTH EAST TO SOUTH THIS LEG EAST EAST TO WEST	1186	48	171	63	14	15	94	83	1	21	510	4.12	100.00	12375		
WEST APPROACH WEST TO NORTH WEST TO SOUTH WEST TO EAST THIS LEG WEST	6462	48	204	49	1	21	94	98	15	530	7.58	100.00	6992			

PCT SPLIT  
 OUT/IN  
 19367

NORTH TOTAL PERCENTAGE	SOUTH TOTAL PERCENTAGE	EAST TOTAL PERCENTAGE	WEST TOTAL PERCENTAGE	LEGS		S/U	%	D/U	%	TRAIN	%	TRUCK	%	AXLE FACTOR
				S/U	%									
18327	18327	96	375	112	15	36	188	181	1	36	1040	64/36	19367	
94.63	94.63	0.50	1.94	0.58	0.08	0.19	0.97	0.93	0.01	0.19	5.37	36/64	19367	
18327	18327	96	375	112	15	36	188	181	1	36	1040	36/64	19367	
94.63	94.63	0.50	1.94	0.58	0.08	0.19	0.97	0.93	0.01	0.19	5.37			

TRUCK PERCENTAGE:  
 38734

LEGS	S/U	%	D/U	%	TRAIN	%	TRUCK	%	AXLE FACTOR
NORTH TOTAL	598	3.09	405	2.09	37	0.19	1040	5.37	0.9582
SOUTH TOTAL	598	3.09	405	2.09	37	0.19	1040	5.37	0.9582
EAST TOTAL	598	3.09	405	2.09	37	0.19	1040	5.37	0.9582
WEST TOTAL	598	3.09	405	2.09	37	0.19	1040	5.37	0.9582

STATE OF WASHINGTON - DEPARTMENT OF TRANSPORTATION  
 TRIP SYSTEM  
 SHORT DURATION CLASSIFICATION 4-WAY

DATE: 4/1/2014  
 TIME: 13:44:20  
 PAGE: 2

SR 014  
 DATE 1/29/2014  
 LOCATION  
 MP 007.31 OFF SYS ID  
 DAY OF WEEK 4 TIME PERIOD HOUR 06:00 - 07:00  
 SR 14 E/O SR 205 I/C 04 COUNTER NUM 00047

COUNT ID HPMS

HOURLY VOLUMES

MOVEMENT	CARS AND PICKUPS	---SINGLE UNITS---	BUS MED HVY 4+	-DOUBLE UNITS-	4- 5 6+	-TRIPLE UNITS-	5- 6 7+	TOTAL TRUCK	PERCENT TRUCK	PERCENT TURNS	TOTAL
NORTH APPROACH											
THIS LEG NORTH											
NORTH TO SOUTH											
NORTH TO EAST											
NORTH TO WEST											
SOUTH APPROACH											
SOUTH TO NORTH											
THIS LEG SOUTH											
SOUTH TO EAST											
SOUTH TO WEST											
EAST APPROACH											
EAST TO NORTH											
EAST TO SOUTH											
THIS LEG EAST											
EAST TO WEST											
3138	12	35	18	3	1	24	17	6	116	3.56	3254
100.00											1284
6.93											
WEST APPROACH											
WEST TO NORTH											
WEST TO SOUTH											
WEST TO EAST											
THIS LEG WEST											
1195	20	25	8	3	2	22	9	3	89		1284
100.00											4538
PCT SPLIT OUT/IN											
4538											
NORTH TOTAL PERCENTAGE	4333	32	60	26	3	3	46	26	9	205	4538
95.48	0.71	1.32	0.57	0.07	0.07	1.01	0.57	0.20	4.52	72/28	
SOUTH TOTAL PERCENTAGE	4333	32	60	26	3	3	46	26	9	205	4538
95.48	0.71	1.32	0.57	0.07	0.07	1.01	0.57	0.20	4.52	28/72	
WEST TOTAL PERCENTAGE	4333	32	60	26	3	3	46	26	9	205	4538
95.48	0.71	1.32	0.57	0.07	0.07	1.01	0.57	0.20	4.52		9076

STATE OF WASHINGTON - DEPARTMENT OF TRANSPORTATION  
 T R I P S S Y S T E M  
 SHORT DURATION CLASSIFICATION 4-WAY

DATE: 4/1/2014  
 TIME: 13:44:20  
 PAGE: 3

SR 014 MP 007.31 OFF SYS ID COUNTER NUM 00047 COUNT ID HPMS  
 DATE 1/29/2014 DAY OF WEEK 4 TIME PERIOD HOUR 07:00 - 08:00  
 LOCATION ~SR 14 E/O SR 205 I/C 04

HOURLY VOLUMES

MOVEMENT	CARS AND PICKUPS	---SINGLE UNITS--- BUS MED HVY 4+	-DOUBLE UNITS- 4- 5 6+	-TRIPLE UNITS- 5- 6 7+	TOTAL TRUCK	PERCENT TRUCK	PERCENT TURNS	TOTAL
NORTH APPROACH THIS LEG NORTH NORTH TO SOUTH NORTH TO EAST NORTH TO WEST					106	3.13		3388
SOUTH APPROACH SOUTH TO NORTH THIS LEG SOUTH SOUTH TO EAST SOUTH TO WEST					106	3.13		3388
EAST APPROACH EAST TO NORTH EAST TO SOUTH THIS LEG EAST EAST TO WEST	3282	17 27 16 3	2 19 18	1 3	106	6.83	100.00	3388
WEST APPROACH WEST TO NORTH WEST TO SOUTH WEST TO EAST THIS LEG WEST	2020	14 61 16	4 21 28	4	148	100.00		2168
NORTH TOTAL PERCENTAGE								
SOUTH TOTAL PERCENTAGE								
EAST TOTAL PERCENTAGE	5302	31 88 32 3	6 40 46	1 7	254	61/39		5556
WEST TOTAL PERCENTAGE	5302	31 88 32 3	6 40 46	1 7	254	39/61		5556
	95.43	0.56 1.58 0.58 0.05	0.11 0.72 0.83	0.02 0.13	4.57			5556
					4.57			

PCT SPLIT  
 OUT/IN  
 5556

11112

STATE OF WASHINGTON - DEPARTMENT OF TRANSPORTATION  
 TRIP SYSTEM  
 SHORT DURATION CLASSIFICATION 4-WAY

DATE: 4/1/2014  
 TIME: 13:44:20  
 PAGE: 4

SR 014  
 DATE 1/29/2014  
 LOCATION  
 MP 007.31 OFF SYS ID  
 DAY OF WEEK 4 TIME PERIOD HOUR 08:00 - 09:00  
 SR 14 E/O SR 205 I/C 04 COUNTER NUM 00047

COUNT ID HPMS

HOURLY VOLUMES

MOVEMENT	CARS AND PICKUPS	---SINGLE UNITS--- BUS MED HVY 4+	-DOUBLE UNITS- 4- 5 6+	-TRIPLE UNITS- 5- 6 7+	TOTAL TRUCK	PERCENT TRUCK	PERCENT TURNS	TOTAL					
NORTH APPROACH THIS LEG NORTH NORTH TO SOUTH NORTH TO EAST NORTH TO WEST													
SOUTH APPROACH SOUTH TO NORTH THIS LEG SOUTH SOUTH TO EAST SOUTH TO WEST													
EAST APPROACH EAST TO NORTH EAST TO SOUTH THIS LEG EAST EAST TO WEST	3100	13	55	13	4	7	22	18	136	4.20	100.00	3236	
WEST APPROACH WEST TO NORTH WEST TO SOUTH WEST TO EAST THIS LEG WEST	1840	7	75	15	1	8	23	34	167	8.32	100.00	2007	
NORTH TOTAL PERCENTAGE													
SOUTH TOTAL PERCENTAGE													
EAST TOTAL PERCENTAGE	4940	20	130	28	5	15	45	52	303		62/38	5243	
WEST TOTAL PERCENTAGE	4940	0.38	2.48	0.53	0.10	0.29	0.86	0.99	5.78				
	94.22	20	130	28	5	15	45	52	303		38/62	5243	
	94.22	0.38	2.48	0.53	0.10	0.29	0.86	0.99	5.78				

PCT SPLIT  
 OUT/IN

10486

STATE OF WASHINGTON - DEPARTMENT OF TRANSPORTATION  
 TRIP SYSTEM  
 SHORT DURATION CLASSIFICATION 4-WAY

DATE: 4/1/2014  
 TIME: 13:44:20  
 PAGE: 5

SR 014 MP 007.31 OFF SYS ID COUNTER NUM 00047 COUNT ID HPMS  
 DATE 1/29/2014 DAY OF WEEK 4 TIME PERIOD HOUR 09:00 - 10:00  
 LOCATION SR 14 E/O SR 205 I/C 04

HOURLY VOLUMES

MOVEMENT	CARS AND PICKUPS	---SINGLE UNITS--- BUS MED HWY 4+	-DOUBLE UNITS- 4- 5 6+	-TRIPLE UNITS- 5- 6 7+	TOTAL TRUCK	PERCENT TRUCK	PERCENT TURNS	TOTAL
NORTH APPROACH THIS LEG NORTH NORTH TO SOUTH NORTH TO EAST NORTH TO WEST								
SOUTH APPROACH SOUTH TO NORTH THIS LEG SOUTH SOUTH TO EAST SOUTH TO WEST								
EAST APPROACH EAST TO NORTH EAST TO SOUTH THIS LEG EAST EAST TO WEST	2345	6 54 16 4	5 29 30	8	152	6.09	100.00	2497
WEST APPROACH WEST TO NORTH WEST TO SOUTH WEST TO EAST THIS LEG WEST	1407	7 43 10	7 28 27	4	126	8.22	100.00	1533
NORTH TOTAL PERCENTAGE	3752	13 97 26 4	12 57 57	12	278		62/38	4030
SOUTH TOTAL PERCENTAGE	93.10	0.32 2.41 0.65 0.10	0.30 1.41 1.41	0.30	6.90			
EAST TOTAL PERCENTAGE	3752	13 97 26 4	12 57 57	12	278		38/62	4030
WEST TOTAL PERCENTAGE	93.10	0.32 2.41 0.65 0.10	0.30 1.41 1.41	0.30	6.90			

PCT SPLIT  
 OUT//IN  
 4030

8060



STATE OF WASHINGTON - DEPARTMENT OF TRANSPORTATION  
 TRIP SYSTEM  
 SHORT DURATION CLASSIFICATION 4-WAY

DATE: 4/1/2014  
 TIME: 13:44:21  
 PAGE: 6

SR 014 MP 007.31 OFF SYS ID COUNTER NUM 00047 COUNT ID HPMS  
 DATE 1/29/2014 DAY OF WEEK 4 TIME PERIOD HOUR 07:15 - 08:15  
 LOCATION SR 14 E/O SR 205 I/C 04

EAST LEG PEAK HOUR AND VOLUMES

MOVEMENT	CARS AND PICKUPS	---SINGLE UNITS---	---DOUBLE UNITS---	---TRIPLE UNITS---	TOTAL TRUCK	PERCENT TRUCK	PERCENT TURNS	TOTAL
NORTH APPROACH								
THIS LEG NORTH								
NORTH TO SOUTH								
NORTH TO EAST								
NORTH TO WEST								
SOUTH APPROACH								
SOUTH TO NORTH								
THIS LEG SOUTH								
SOUTH TO EAST								
SOUTH TO WEST								
EAST APPROACH					109	3.20		3407
EAST TO NORTH								
EAST TO SOUTH								
THIS LEG EAST								
EAST TO WEST	3298	15	30	15	4	1	2	109
WEST APPROACH					147	6.79		3407
WEST TO NORTH								
WEST TO SOUTH								
WEST TO EAST	2018	12	66	16	4	7	17	147
THIS LEG WEST								

PCT SPLIT  
 OUT/IN  
 5572

NORTH TOTAL PERCENTAGE	SOUTH TOTAL PERCENTAGE	EAST TOTAL PERCENTAGE	WEST TOTAL PERCENTAGE
5316	5316	95.41	95.41
27	27	0.48	0.48
96	96	1.72	1.72
31	31	0.56	0.56
4	4	0.07	0.07
10	10	0.18	0.18
40	40	0.72	0.72
41	41	0.74	0.74
1	1	0.02	0.02
6	6	0.11	0.11
256	256	4.59	4.59
61/39	61/39	39/61	39/61
5572	5572	5572	5572

11144

STATE OF WASHINGTON - DEPARTMENT OF TRANSPORTATION  
 TRIP SYSTEM  
 SHORT DURATION CLASSIFICATION 4-WAY

DATE: 4/1/2014  
 TIME: 13:44:21  
 PAGE: 7

SR 014 MP 007.31 OFF SYS ID COUNTER NUM 00047 COUNT ID HPMS  
 DATE 1/29/2014 DAY OF WEEK 4 TIME PERIOD HOUR 07:15 - 08:15  
 LOCATION SR 14 E/O SR 205 I/C 04

WEST LEG PEAK HOUR AND VOLUMES

MOVEMENT	CARS AND PICKUPS	---SINGLE UNITS---				-DOUBLE UNITS-			-TRIPLE UNITS-			TOTAL TRUCK	PERCENT TRUCK	PERCENT TURNS	TOTAL	
		BUS	MED	HVY	4+	4-	5	6+	5-	6	7+					
NORTH APPROACH THIS LEG NORTH																
NORTH TO SOUTH																
NORTH TO EAST																
NORTH TO WEST																
SOUTH APPROACH SOUTH TO NORTH																
THIS LEG SOUTH																
SOUTH TO EAST																
SOUTH TO WEST																
EAST APPROACH EAST TO NORTH																
EAST TO SOUTH																
THIS LEG EAST																
EAST TO WEST																
2018	12	66	16	4	3	23	16	1	2		147	6.79	100.00	2165		
WEST APPROACH WEST TO NORTH																
WEST TO SOUTH																
WEST TO EAST																
THIS LEG WEST																
3298	15	30	15	4	3	23	16	1	2		109	3.20	100.00	3407		
WEST APPROACH WEST TO NORTH																
WEST TO SOUTH																
WEST TO EAST																
WEST TO WEST																
5316	27	96	31	4	10	40	41	1	6		256	61/39	5572			
EAST TOTAL PERCENTAGE	95.41	0.48	1.72	0.56	0.07	0.18	0.74	0.02	0.11		4.59					
5316	27	96	31	4	10	40	41	1	6		256	39/61	5572			
WEST TOTAL PERCENTAGE	95.41	0.48	1.72	0.56	0.07	0.18	0.74	0.02	0.11		4.59					

PCT SPLIT  
 OUT//IN  
 5572

11144

SR 014 MP 007.31 OFF SYS ID COUNTER NUM 00047 COUNT ID HPMS  
 DATE 1/29/2014 DAY OF WEEK 4 TIME PERIOD HOUR 07:15 - 08:15  
 LOCATION SR 14 E/O SR 205 I/C 04

INTERSECTIONAL PEAK HOUR AND VOLUMES

MOVEMENT	CARS AND PICKUPS	---SINGLE UNITS---	BUS	MED	HVY	4+	-DOUBLE UNITS-	4-	5	6+	-TRIPLE UNITS-	5-	6	7+	TOTAL TRUCK	PERCENT TRUCK	PERCENT TURNS	TOTAL		
NORTH APPROACH THIS LEG NORTH																				
NORTH TO SOUTH																				
NORTH TO EAST																				
NORTH TO WEST																				
SOUTH APPROACH SOUTH TO NORTH																				
THIS LEG SOUTH																				
SOUTH TO EAST																				
SOUTH TO WEST																				
EAST APPROACH EAST TO NORTH																				
EAST TO SOUTH																				
THIS LEG EAST																				
EAST TO WEST																				
2018	15	30	15	4	3	23	16	1	2	109	3.20	100.00	3407							
WEST APPROACH WEST TO NORTH																				
WEST TO SOUTH																				
WEST TO EAST																				
THIS LEG WEST																				
2018	12	66	16	4	7	17	25	4	4	147	6.79	100.00	2165							
PCT SPLIT OUT/IN																				
																				5572
																				11144

NORTH TOTAL PERCENTAGE	SOUTH TOTAL PERCENTAGE	EAST TOTAL PERCENTAGE	WEST TOTAL PERCENTAGE
5316	5316	5316	5316
0.48	0.48	0.48	0.48
1.72	1.72	1.72	1.72
0.56	0.56	0.56	0.56
0.07	0.07	0.07	0.07
0.18	0.18	0.18	0.18
0.72	0.72	0.72	0.72
0.74	0.74	0.74	0.74
0.10	0.10	0.10	0.10
0.40	0.40	0.40	0.40
0.74	0.74	0.74	0.74
0.02	0.02	0.02	0.02
0.11	0.11	0.11	0.11
0.02	0.02	0.02	0.02
0.11	0.11	0.11	0.11
256	256	256	256
4.59	4.59	4.59	4.59
256	256	256	256
4.59	4.59	4.59	4.59
61/39	61/39	61/39	61/39
5572	5572	5572	5572

TRUCK PERCENTAGE:	LEGS	S/U	%	D/U	%	TRAIN	%	TRUCK	%	AXLE FACTOR
NORTH TOTAL	158	2.84	91	1.63	7	0.13	256	4.59	0.9672	
SOUTH TOTAL	158	2.84	91	1.63	7	0.13	256	4.59	0.9672	
EAST TOTAL	158	2.84	91	1.63	7	0.13	256	4.59	0.9672	
WEST TOTAL	158	2.84	91	1.63	7	0.13	256	4.59	0.9672	
PEAK HOUR FACTOR	0.936	1402	1342	1489	1339	5572				



Vehicle Volume Summary

Date: 1/29/2014

(Block Diagram)

Time Period: 07:15 - 08:15

Count ID: HPMS

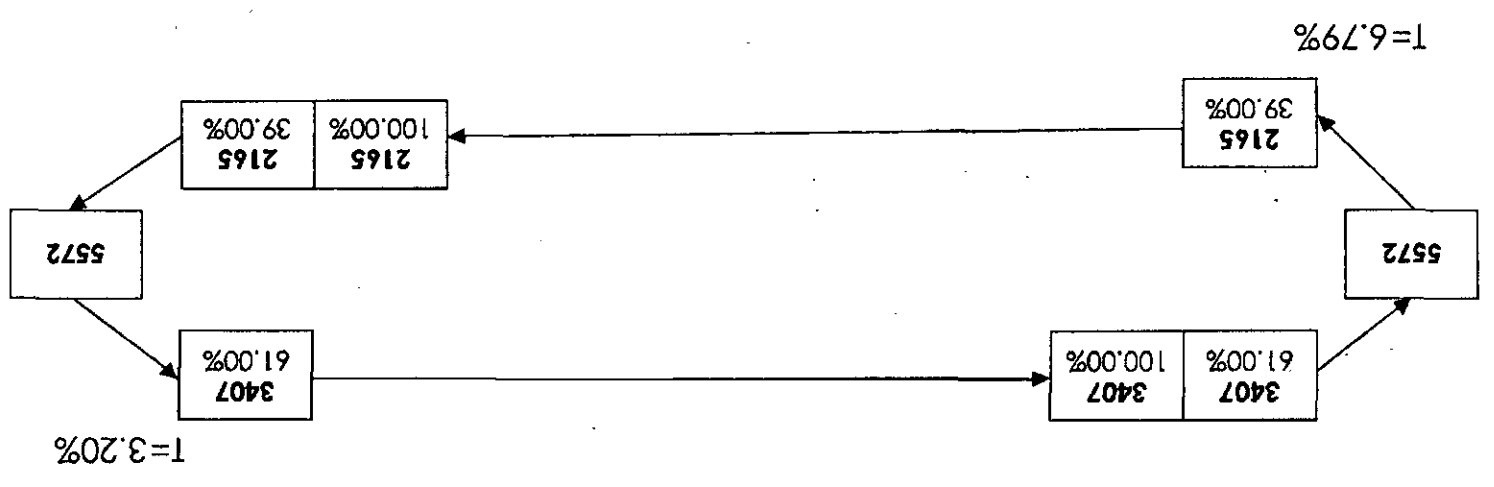
MP: 007.31

SR: 014

Off Sys. ID:

Location: SR 14 E/O SR 205 I/C

INTERSECTIONAL PEAK HOUR AND VOLUMES



Quarter Hour 1 = 1402  
 Quarter Hour 2 = 1342  
 Quarter Hour 3 = 1489  
 Quarter Hour 4 = 1339  
 TOTAL HOUR = 5572  
 PEAK HOUR FACTOR = 0.936



Vehicle Volume Summary

Date: 1/29/2014

Time Period: 06:00 - 10:00

Count ID: HPMS

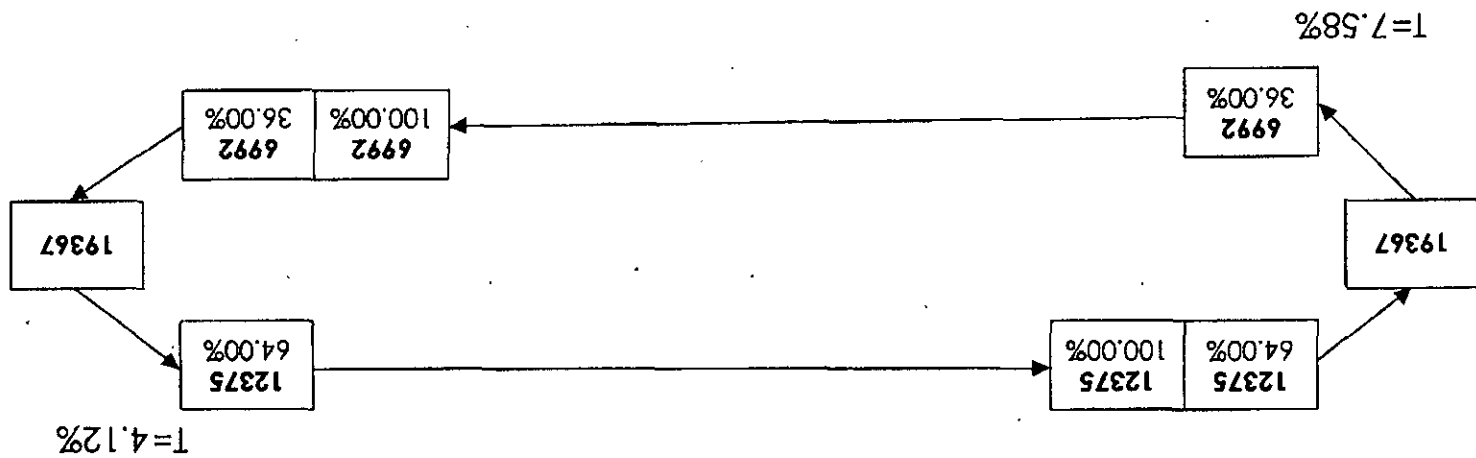
Off Sys. ID:

MP: 007.31

SR: 014

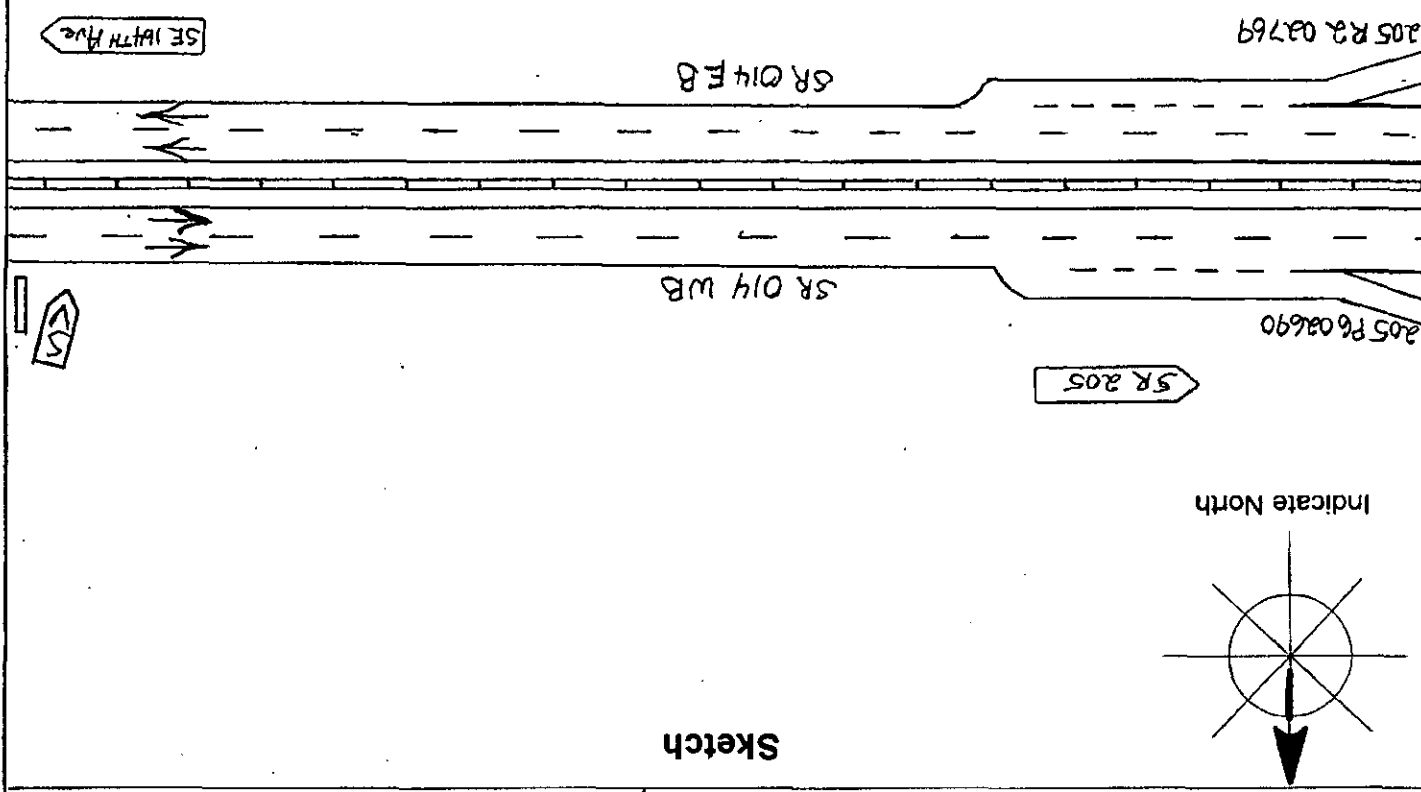
Location: SR 14 E/O SR 205 I/C

ENTIRE COUNT VOLUMES



Signature  
C. Pothoff, D. Blake

Remarks: G:\HPMS 10.TXT 14-1800 #00046 1/28/2014  
 G:\HPMS 11.TXT 10-1400 #00048 1/30/2014  
 G:\HPMS 12.TXT 06-1000 #00047 1/29/2014



Station Location On SR 14 E/O SR 205  
 SR 14 E/O SR 205 I/C

SR #	014	MP	7.31	OSID		Count ID	HPMS	Date	1-28-2014 6:00-10:00 1-29-2014 6:00-10:00 1-30-2014 00-14:00
------	-----	----	------	------	--	----------	------	------	--

Traffic Station Sketch  
 CB# WB-2897 5187 5188 5189  
 EB-8909 2138 2139 2140