



RECOUNT
LESS THAN
24 HRS

Interval 15 MIN 60 MIN
 Count(volume) Binned(CL/SP)
 Speed Lane No 1 2

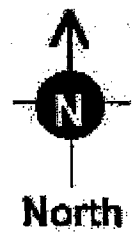
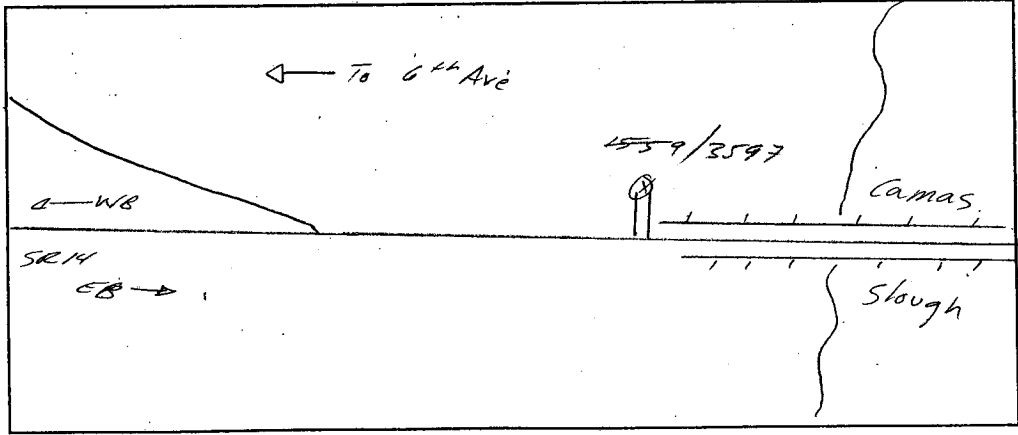
Direction CH #1 _____
 Direction CH #2 _____
 Data Hog # 7061

Counter No. ³⁵⁹⁷~~35-1559~~ Count ID H/PMS
 SR 14 RRT/RRQ _____ MP 12.49
 Leg 2 Direction WB OSID _____

Station Description _ ON SR14 E/o ^{NW} 6th Avenue I/c

Date	Day	Time	Comments
8/28/06	2	1345	Manual (1) <u>15</u> (2) _____ Counter (1) <u>15</u> (2) _____ COUNTER #1559 CONTAINS NO DATA Set o.k. JMM G.3
8/29	3	0722	Manual (1) <u>51</u> (2) _____ Counter (1) <u>50</u> (2) _____ called two 2-2/4-15 (tailgating) check o.k. JMM G.3
8/30	4	0745	Manual (1) <u>51</u> (2) _____ Counter (1) <u>50</u> (2) _____ called two 2-2/4-15 (tailgating) check o.k. JMM G.2
8/31	5	1246	Manual (1) <u>50</u> (2) _____ Counter (1) <u>50</u> (2) _____ not collecting New ct # 3597 @ 1246 check o.k. JMM G.5
9/1	6	0634	Manual (1) <u>5</u> (2) _____ Counter (1) <u>5</u> (2) _____ Plc JMM G.4

Sketch



J. Mills
Field Person



Interval 15 MIN 60 MIN
 Count(volume) Binned(CL/SP)
 Speed Lane No 1 2

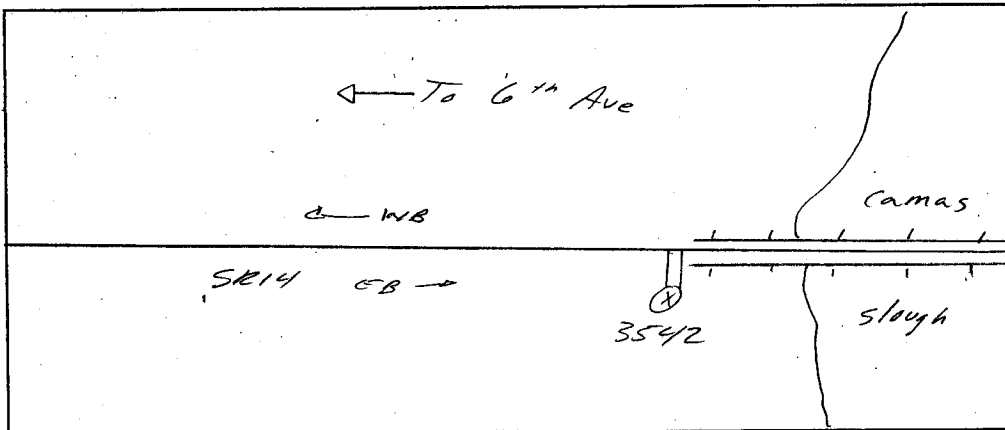
Direction CH #1 _____
 Direction CH #2 _____
 Data Hog # 7061

Counter No. 35-3542 Count ID HPMIS
 SR 14 RRT/RRQ _____ MP 12.49
 Leg 2 Direction EB OSID _____

Station Description - ON SR14 E/O ^{NW} 6th Avenue I/C

Date	Day	Time	Comments
8/28/06	2	1347	Manual (1) <u>15</u> (2) Counter (1) <u>15</u> (2) <i>Set o.k. JM 6.6</i>
8/29	3	0717	Manual (1) <u>50</u> (2) Counter (1) <u>50</u> (2) <i>check o.k. JM 6.5</i>
8/30	4	0739	Manual (1) <u>39</u> (2) Counter (1) <u>39</u> (2) <i>check o.k. JM 6.5</i>
8/31	5	1251	Manual (1) <u>38</u> (2) Counter (1) <u>38</u> (2) <i>check o.k. JM 6.5</i>
9/1	6	0633	Manual (1) <u>5</u> (2) Counter (1) <u>5</u> (2) <i>Plu JM 6.5</i>

Sketch



North

J. Mills
Field Person

SR 014 MP 012.49 OFF SYSTEM ID. LEG 2 DIRECTION OF TRAFFIC WESTBOUND LANE ALL OF

COUNT IDENTIFIER HPMS COUNTER NUMBER 353597 DESCRIPTION: ON SR 14 E/O NW 6TH AVE I/C

08-31-06 THURSDAY AM HOURS	CARS PICKUPS	BUS	SINGLE MED	UNITS HVV	4+	SINGLE UNIT %	DOUBLE 4-	UNITS 5	6+	DOUBLE UNIT %	5-	TRAINS 6	7+	TRAIN %	TRUCK %	CLASS UNKNOWN	TOTAL VEHICLES	
12 - 1	646	1	55	10		8.5	6	24	12	5.4	1	2	6	1.2	15.1	12	775	
1 - 2	636	2	53	8		8.2	7	33	12	6.7		2	11	1.4	16.3	9	771	
2 - 3	806		60	13		7.7	10	22	9	4.3		2	8	1.1	13.1	13	943	
3 - 4	806	1	56	9	1	7.2	5	20	10	3.8	1	3	7	1.1	12.1	11	929	
4 - 5	747		44	5		5.8	5	17	5	3.2		1	5	.7	9.7	6	843	
5 - 6	595	1	38	7		4.9	2	7	4	2.2	1	1	3	.4	7.4	4	667	
6 - 7	431		22	1		3.9	2	9	2	2.1			1	.6	7.7	4	470	
7 - 8	332	1	12	1		2.7	1	9	1	3.3			2	.6	7.7	2	362	
8 - 9	277		6	2		2.7	2	12	4	5.0	1			.5	7.6	1	301	
9 - 10	170		4	1		3.3	3	3	5	3.8					7.6		184	
10 - 11	103		4	1		4.1	8	8	5	10.7					14.9		121	
11 - 12																		
AM TOTAL	5549	7	356	56	1	6.6	40	164	65	4.2	5	8	43	.9	11.7	72	6366	
PM TOTAL	5549	7	356	56	1	6.6	40	164	65	4.2	5	8	43	.9	11.7	72	6366	
DAY TOTAL	5549	7	356	56	1	6.6	40	164	65	4.2	5	8	43	.9	11.7	72	6366	
																		6942

2-AXLE EQUIVALENT

SR 014 MP 012.49 OFF SYSTEM ID. LEG 2 DIRECTION OF TRAFFIC WESTBOUND LANE ALL OF
 COUNT IDENTIFIER HPMS COUNTER NUMBER 353597 DESCRIPTION: ON SR 14 E/O NW 6TH AVE I/C

09-01-06 FRIDAY AM HOURS	CARS PICKUPS	BUS	SINGLE MED	UNITS HVV	4+	SINGLE UNIT %	DOUBLE 4-	UNITS 5	6+	DOUBLE UNIT %	5-	TRAINS 6	7+	TRAIN %	TRUCK %	CLASS UNKNWN	TOTAL VEHICLES
1	74		3			5.6	1	6	3	11.2		1	1	4.3	16.9		89
2	36		2			4.3		4	1	10.9			1	4.3	19.6		46
3	40		2			3.7		6	2	14.8		3	3	5.6	24.1		54
4	63	1	3			7.7		5	2	9.0	2	1	1	1.3	17.9		78
5	131		11	1		7.5	1	8	2	6.8		4	4	3.7	18.0		161
6	463		22			4.3		11	3	2.8		6	6	1.2	8.3		506
7																	
8																	
9																	
10																	
11																	
12																	
PM HOURS																	
1																	
2																	
3																	
4																	
5																	
6																	
7																	
8																	
9																	
10																	
11																	
12																	
AM TOTAL	807	1	43	5		5.2	2	40	13	5.9	2	1	15	1.9	13.1	5	934
PM TOTAL	807	1	43	5		5.2	2	40	13	5.9	2	1	15	1.9	13.1	5	934
DAY TOTAL	807	1	43	5		5.2	2	40	13	5.9	2	1	15	1.9	13.1	5	934
																2-AXLE EQUIVALENT	1067

SR 014 MP 012.49 OFF SYSTEM ID. LEG 2 DIRECTION OF TRAFFIC EASTBOUND LANE ALL OF
 COUNT IDENTIFIER HPMS COUNTER NUMBER 353542 DESCRIPTION: ON SR 14 E/O NW 6TH AVE I/C

08-28-06	CARS PICKUPS	BUS	SINGLE MED	UNITS HVY	4+	SINGLE UNIT %	DOUBLE UNITS 4-	5	6+	DOUBLE UNIT %	5-	TRAINS 6	7+	TRAIN %	TRUCK %	CLASS UNKNOWN	TOTAL VEHICLES
MONDAY	968	3	38	5	3	5.4	6	26	18	5.8	1	2	10	1.5	12.7	7	855
AM HOURS	1101	1	56	12	3	7.5	4	25	15	3.9	2	5	7	1.2	12.7	12	1122
12 - 1	1150		65	8	2	5.5	4	21	8	2.7	1	1	7	.7	8.9	12	1222
1 - 2	838		31	2	1	3.7	1	9	5	1.2			4	.3	6.8	9	1244
2 - 3	604		24			3.6	1	11	13	2.1		1	5	.9	8.3	11	660
3 - 4	476		16			3.2	2	4	2	3.8			4	.8	5.6	4	504
4 - 5	371	1	12	1		3.5	4	4	5	1.6			2	.5	6.3	2	396
5 - 6	261		8			2.8	2	2	5	2.3			5	.8	7.1	5	281
6 - 7	146		5			3.2	4	4	1	3.2			2	1.3	7.6	2	158
7 - 8																	
8 - 9																	
9 - 10																	
10 - 11																	
11 - 12																	
PM HOURS																	
12 - 1																	
1 - 2																	
2 - 3																	
3 - 4																	
4 - 5																	
5 - 6																	
6 - 7																	
7 - 8																	
8 - 9																	
9 - 10																	
10 - 11																	
11 - 12																	
AM TOTAL	6654	5	321	29	9	5.0	23	118	74	2.9	4	9	51	.9	8.7	52	7349
PM TOTAL	6654	5	321	29	9	5.0	23	118	74	2.9	4	9	51	.9	8.7	52	7349
DAY TOTAL	6654	5	321	29	9	5.0	23	118	74	2.9	4	9	51	.9	8.7	52	7349
																	7872

2-AXLE EQUIVALENT

SR 014 MP 012.49 OFF SYSTEM ID. LEG 2 DIRECTION OF TRAFFIC EASTBOUND LANE ALL OF
 COUNT IDENTIFIER HPMS COUNTER NUMBER 353542 DESCRIPTION: ON SR 14 E/O NW 6TH AVE I/C

08-29-06	CARS PICKUPS	BUS MED	SINGLE UNITS HVY	4+	SINGLE UNIT	DOUBLE UNITS 4-	5	6+	DOUBLE UNIT	5- TRAINS	6	7+	TRAIN %	TRUCK %	CLASS UNKNOWN	TOTAL VEHICLES
TUESDAY	95	5	5	1	4.6	4	4	2	5.6	1	4	2	1.9	12.0	1	108
12 - 1	58	1	2	1	1.5	5	5	2	7.6	1	1	2	3.0	12.1	1	66
1 - 2	58	1	2	1	6.0	1	1	2	6.0	1	1	2	3.0	12.1	1	66
2 - 3	43	1	2	1	5.5	6	6	1	16.4	1	1	1	1.5	13.4	1	67
3 - 4	95	1	10	1	10.7	1	6	3	16.4	1	4	3	2.7	15.2	1	55
4 - 5	165	1	9	2	5.8	1	1	1	1.8	1	4	4	2.1	13.6	1	112
5 - 6	411	1	31	8	8.4	2	15	4	4.9	1	1	9	2.7	16.0	1	191
6 - 7	562	2	43	10	8.8	2	19	11	4.8	1	1	11	2.7	15.4	1	489
7 - 8	491	2	64	10	12.3	8	33	18	4.8	1	4	13	1.8	24.0	1	667
8 - 9	414	1	31	8	7.9	10	27	17	9.0	1	4	22	2.8	24.0	1	653
9 - 10	463	2	45	11	9.7	9	23	17	9.0	5	4	20	5.1	22.0	1	532
10 - 11	487	1	39	12	8.6	11	32	11	8.2	1	7	16	4.2	22.1	1	596
11 - 12	507	2	53	7	9.7	7	37	19	8.7	1	7	16	3.7	21.0	2	619
PM HOURS	774	1	51	9	8.6	7	22	17	9.6	1	2	18	3.2	22.5	2	657
1 - 2	604	1	47	4	6.1	3	22	17	6.3	1	1	11	1.8	16.7	3	729
2 - 3	1019	1	48	5	5.0	4	32	16	5.7	1	1	11	1.7	15.4	3	729
3 - 4	1095	2	57	5	5.2	4	20	15	3.4	2	2	12	1.7	10.1	8	902
4 - 5	1120	1	52	4	4.7	2	15	10	2.2	1	3	14	.2	7.7	13	1142
5 - 6	864	1	43	2	4.7	5	7	7	2.4	2	3	3	.4	7.5	6	1201
6 - 7	616	1	23	2	3.9	3	5	7	1.6	1	3	5	.5	6.9	6	934
7 - 8	494	1	26	1	4.9	2	6	6	1.8	1	1	1	.2	5.9	4	659
8 - 9	420	1	18	1	4.4	2	5	4	1.5	1	3	3	.6	6.9	4	533
9 - 10	277	1	8	1	4.4	2	5	4	2.6	1	6	6	1.3	8.3	1	459
10 - 11	147	1	7	1	2.7	2	2	7	1.7	1	1	2	.7	5.1	1	292
11 - 12	3342	13	282	63	8.9	44	171	88	7.3	7	20	103	3.1	19.3	11	4155
AM TOTAL	7937	10	433	37	5.5	33	154	128	3.5	5	11	79	1.1	10.1	53	8890
PM TOTAL	11279	23	715	100	6.6	77	325	216	4.7	12	31	182	1.7	13.0	64	13045
DAY TOTAL																14648

2-AXLE EQUIVALENT

SR 014 MP 012.49 OFF SYSTEM ID. LEG 2 DIRECTION OF TRAFFIC EASTBOUND LANE ALL OF
 COUNT IDENTIFIER HPMS COUNTER NUMBER 353542 DESCRIPTION: ON SR 14 E/O NW 6TH AVE I/C

08-30-06	WEDNESDAY	AM HOURS	CARS PICKUPS	BUS	SINGLE MED	UNITS HVY	4+	SINGLE UNIT %	DOUBLE 4-	DOUBLE 5	DOUBLE 6+	DOUBLE UNIT %	5-	TRAINS 6	TRAINS 7+	TRAIN %	TRUCK %	CLASS UNKNOWN	TOTAL VEHICLES	
12	1	117	1	7	1	2	1	5.4	1	2	1	1.5			4	3.1	10.0		130	
1	2	57		2	2	1		5.9	2	2	2	5.9		2	1	4.4	16.2		68	
2	3	54		3	4	1		4.8	2	1	1	4.8			3	4.4	14.3		63	
3	4	47		1	3			6.8	1	4	2	11.9			2	4.8	18.6		59	
4	5	75			8			8.6	3	4	1	7.5			2	7.5	19.4		93	
5	6	181		1	7	1		4.2	3	5	8	7.5		1	6	3.2	19.4		213	
6	7	385		1	29	4	1	7.6	1	17	12	7.5			9	2.0	14.6		460	
7	8	537		3	48	6	1	9.1	7	16	11	6.5		1	10	2.0	16.1		640	
8	9	461		2	54	15	3	12.5	3	20	14	5.3		1	16	1.7	21.7		590	
9	10	422		1	43	8	2	10.1	8	27	9	6.3		3	18	2.9	22.1		543	
10	11	488		1	34	10	1	7.2	9	26	9	8.1		3	25	3.9	19.5		611	
11	12	489		3	51	3	2	9.6	12	24	14	8.1		3	13	5.1	20.3		617	
PM HOURS																				
12	1	593		2	62	9	3	10.5	9	29	7	6.2		1	7	1.2	18.0		724	
1	2	559		2	43	5	2	7.6	8	23	16	6.9		1	18	3.1	17.6		680	
2	3	732		2	37	2		5.2	6	16	11	4.0		2	15	1.8	11.0		827	
3	4	945		1	62	5	2	6.4	4	14	8	2.5		3	10	.8	9.7		1059	
4	5	1071		1	63	3		5.7	5	8	7	1.7		1	10	1.2	8.5		1182	
5	6	1043			50	3		4.7	8	7	7	1.9			5	.5	7.1		987	
6	7	915		2	46	1	1	5.0	4	5	10	1.0		1	4	.2	6.0		703	
7	8	656			29			4.3	3	6	5	1.0			4	.7	6.7		609	
8	9	566		1	25			4.1	3	3	6	2.3		1	1	.3	5.9		472	
9	10	444			9			2.1	1	4	3	2.1		1	7	1.7	5.6		287	
10	11	271			6			2.1	1	4	3	2.4		1	3	1.0	5.6		287	
11	12	196			8			3.6	1	3	4	3.6		1	7	3.6	10.9		220	
AM TOTAL		3313		12	287	50	11	8.8	47	147	84	6.8		3	14	3.0	18.6		4087	
PM TOTAL		7991		11	440	28	8	5.5	49	123	86	2.9		7	10	1.1	9.5		8883	
DAY TOTAL		11304		23	727	78	19	6.5	96	270	170	4.1		10	24	1.7	12.4		12970	
																		2-AXLE EQUIVALENT	57	14412

SR 014 MP 012.49 OFF SYSTEM ID. LEG 2 DIRECTION OF TRAFFIC EASTBOUND LANE ALL OF

COUNT IDENTIFIER HPMS COUNTER NUMBER 353542 DESCRIPTION: ON SR 14 E/O NW 6TH AVE I/C

08-31-06	CARS PICKUPS	BUS	SINGLE MED	SINGLE HVY	UNITS 4+	SINGLE UNIT %	DOUBLE 4-	DOUBLE 5	DOUBLE 6+	DOUBLE UNIT %	5-	TRAINS 6	TRAINS 7+	TRAIN %	TRUCK %	CLASS UNKNOWN	TOTAL VEHICLES	
THURSDAY	158		8	1		5.3		1	1	1.2		1	1	1.2	7.6		171	
AM HOURS	87		2			2.0		3		3.0			7	7.1	12.1		99	
1 - 1	45		5			11.9		2		3.4			5	8.5	23.7		59	
2 - 2	48	1	4			8.2	2			5.6			4	6.6	21.3		61	
3 - 4	92	1	3			3.7	2			5.6			3	4.7	14.0		107	
4 - 5	164		14			7.8	2			5.2			3	4.6	14.5		193	
5 - 6	436	2	42		1	9.8	1			4.9			16	3.4	18.0	1	533	
6 - 7	560	2	43		1	7.8	6			7.4	1		11	2.1	17.3		677	
7 - 8	488	4	76		1	14.4	15			8.1	1		11	1.6	24.0	2	645	
8 - 9	523	4	43		2	8.0	11			7.4	2		15	2.8	19.4	1	650	
9 - 10	499	3	53		2	10.3	4			7.6	1		14	2.4	20.3	4	631	
10 - 11	539	4	64		2	11.2	6			6.9	1		12	2.5	20.6		679	
11 - 12																		
PM HOURS	616	5	57		3	9.1	17			7.1			16	2.1	18.3	4	759	
1 - 1	639	3	45		2	6.8	9			8.1			15	2.3	17.2	8	781	
2 - 2	805	1	41		4	5.9	3			3.7			14	1.9	11.5	3	913	
3 - 3	928	1	61		2	6.6	6			3.5	2		8	1.2	8.9	11	1059	
4 - 4	1075	1	54		4	5.5	5			2.6			7	.8	6.9	12	1193	
5 - 5	1091	2	53		1	5.2	3			1.2			5	.5	6.9	8	1181	
6 - 6	831	2	37		6	4.4	5			2.8			5	.6	7.7	7	908	
7 - 7	705	2	30		1	4.2	5			1.5			7	.9	6.6	3	758	
8 - 8	541		13		1	2.4	2			2.1	1		5	1.4	5.9	1	576	
9 - 9	434		20		1	4.5	1			1.5			4	1.4	7.3	1	488	
10 - 10	313		10			3.0				1.8			5	1.8	6.5	1	356	
11 - 11	235		8			3.2	2			2.0			1	.8	6.0		250	
12 - 12																		
AM TOTAL	3639	21	357		13	9.6	53			6.8	5		97	2.6	19.0	9	4505	
PM TOTAL	8213	17	429		17	5.4	58			3.3	3		92	1.2	9.9	58	9182	
DAY TOTAL	11852	38	786		30	6.8	111			4.4	8		189	1.7	12.9	67	13687	
																		15264

2-AXLE EQUIVALENT

DOT-RNB505A-B

STATE OF WASHINGTON - DEPARTMENT OF TRANSPORTATION
TRIP SYSTEM
HOURLY TRAFFIC CLASSIFICATION SUMMARY

DATE 01/24/07
TIME 14:24:37
PAGE 7

SR 014 MP 012.49 OFF SYSTEM ID. LEG 2 DIRECTION OF TRAFFIC EASTBOUND LANE ALL OF
COUNT IDENTIFIER HPMS COUNTER NUMBER 353542 DESCRIPTION: ON SR 14 E/O NW 6TH AVE I/C

09-01-06	CARS PICKUPS	BUS MED	SINGLE UNITS HVY	4+	SINGLE UNIT %	DOUBLE UNITS 4-	5	6+	DOUBLE UNIT %	5-	TRAINS 6	7+	TRAIN %	TRUCK %	CLASS UNKNOWN	TOTAL VEHICLES
FRIDAY	131	2	2	4+	1.4	4-	2	6	5.6	1	1	3	4.8	7.7		142
AM HOURS	73	2	2		2.4	2	1	1	4.8	1	1	3	4.8	12.0		83
12 - 1	131	2	2		1.4	4-	2	6	5.6	1	1	3	4.8	7.7		142
1 - 2	73	2	2		2.4	2	1	1	4.8	1	1	3	4.8	12.0		83
2 - 3	49	1	1		6.6	2	1	3	9.8	1	1	1	3.3	19.7		61
3 - 4	67	1	2		5.3	1	1	2	5.3	1	1	1	1.3	11.8		76
4 - 5	71	6	1		8.0	2	4	3	10.2	1	1	1	1.1	19.3		88
5 - 6	179	16	2		8.1	5	11	7	10.4			2	.9	19.4		222
6 - 7																
7 - 8																
8 - 9																
9 - 10																
10 - 11																
11 - 12																
PM HOURS																
12 - 1																
1 - 2																
2 - 3																
3 - 4																
4 - 5																
5 - 6																
6 - 7																
7 - 8																
8 - 9																
9 - 10																
10 - 11																
11 - 12																
AM TOTAL	570	2	30	5	5.5	12	20	22	8.0	2	1	8	1.6	15.2		672
PM TOTAL	570	2	30	5	5.5	12	20	22	8.0	2	1	8	1.6	15.2		672
DAY TOTAL	570	2	30	5	5.5	12	20	22	8.0	2	1	8	1.6	15.2		672

08-28-06 THRU 09-01-06

AVERAGE WEEKDAY CLASSIFICATION VOLUMES *****

AVERAGE WEEKDAY	CARS PICKUPS	BUS MED	SINGLE UNITS HVY	4+	SINGLE UNIT %	DOUBLE UNITS 4-	5	6+	DOUBLE UNIT %	5-	TRAINS 6	7+	TRAIN %	TRUCK %	CLASS UNKNOWN	TOTAL VEHICLES
11478	28	743	85	23	6.6	95	294	197	4.4	10	30	188	1.7	12.8	63	13234
TOTAL HOURS FOR COUNT 88																
3 DAYS																
AVG WEEKDAY VOL 13234 X SEASONAL ADJ. FACTOR 0.8800 = ESTIMATED AVG DAILY TRAFFIC 11646																

0.8957

PEAK HOUR PERCENTAGES: K = 9.40 D = 0.00
PEAK HOUR LOCATION : VOLUME = 1244 DATE: 8/28/06 TIME: 5:00PM

SR 014 MP 012.49 OFF SYSTEM ID. LEG 2 DIRECTION OF TRAFFIC BOTH WAYS LANE ALL OF

COUNT IDENTIFIER HPMS COUNTER NUMBER 353542 DESCRIPTION: ON SR 14 E/O NW 6TH AVE I/C

THURSDAY AM HOURS	CARS PICKUPS	BUS MED	SINGLE UNITS HVV	4+ UNIT %	DOUBLE UNITS 4-5	6+ UNIT %	DOUBLE UNITS 5-6	7+ UNIT %	TRAIN %	TRUCK %	CLASS UNKNOWN	TOTAL VEHICLES
1	1285		100	7.6	15	54	36	6.7	1	5	21	1556
2	1441		94	6.9	10	51	25	5.1	1	3	25	1684
3	1734		121	7.1	16	39	23	3.9	2	5	16	2002
4	1881		110	6.3	10	36	20	3.1	1	5	14	2122
5	1838		97	5.5	8	22	11	2.0	1	1	10	2024
6	1426		75	5.5	7	22	11	2.5	1	1	8	1575
7	1136		52	4.5	7	11	3	1.7	1	1	8	1228
8	875		25	3.0	3	15	6	2.6	1	2	7	938
9	711		26	3.8	3	17	2	2.9	1	2	4	769
10	483		16	3.1	2	7	2	2.5	1	1	5	520
11	338		12	3.5	2	8	8	4.9	1	1	1	371
12												
AM TOTAL	13146	19	728	5.7	81	282	151	3.5	8	26	119	14789
PM TOTAL	13146	19	728	5.7	81	282	151	3.5	8	26	119	14789
DAY TOTAL	13146	19	728	5.7	81	282	151	3.5	8	26	119	14789
2-AXLE EQUIVALENT												16016

SR 014 MP 012.49 OFF SYSTEM ID. LEG 2 DIRECTION OF TRAFFIC BOTH WAYS LANE ALL OF
 COUNT IDENTIFIER HPMS COUNTER NUMBER 353542 DESCRIPTION: ON SR 14 E/O NW 6TH AVE I/C

09-01-06	CARS PICKUPS	BUS MED	SINGLE UNITS HVY	4+	SINGLE UNIT %	DOUBLE UNITS 4-	5	6+	DOUBLE UNITS 7-	5-	TRAINS 6	7+	TRAIN %	TRUCK %	CLASS UNKNOWN	TOTAL VEHICLES
FRIDAY	205	5	2		3.0	1	8	9	7.8	1	1	4	4.4	11.3		231
AM HOURS	109	4			3.1	2	5	2	7.0	1	1	4	4.7	14.7		129
12 - 1	89	1			5.2	2	7	5	12.2		1	4	4.3	21.7		115
2 - 3	130	2			6.5	1	6	4	7.1		1	2	1.3	14.9		154
3 - 4	202	17			7.6	3	12	5	8.0	2	5	5	2.8	18.5		249
4 - 5	642	38			5.5	5	22	10	5.1		8	8	1.1	11.7		728
5 - 6																
6 - 7																
7 - 8																
8 - 9																
9 - 10																
10 - 11																
11 - 12																
PM HOURS	1															1
12 - 1																
1 - 2																
2 - 3																
3 - 4																
4 - 5																
5 - 6																
6 - 7																
7 - 8																
8 - 9																
9 - 10																
10 - 11																
11 - 12																
AM TOTAL	1377	3	73	10	5.4	14	60	35	6.8	4	2	23	1.8	13.9		1606
PM TOTAL	1377	3	73	10	5.4	14	60	35	6.8	4	2	23	1.8	13.9		1606
DAY TOTAL	1377	3	73	10	5.4	14	60	35	6.8	4	2	23	1.8	13.9	2-AXLE EQUIVALENT	1853

PEAK HOUR PERCENTAGES: K = 57.59
 PEAK HOUR LOCATION : VOLUME = 2122 DATE: 08/31/06 TIME: 04:00 PM

Note: EB Only