



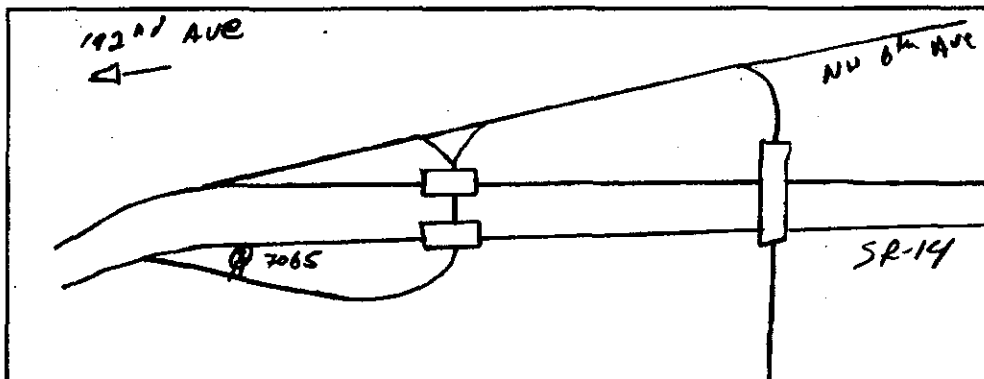
Interval  60 min.  15 min.  
 Binned(CL/SP)  Count(volume)  
 Lane No  1  2  
 Direction Channel 1 \_\_\_\_\_  
 Direction Channel 2 \_\_\_\_\_  
 Unique ID# \_\_\_\_\_

Counter No. 397065 Count ID 13-003  
 SR 14 RRT/RRQ P1 01203 MP 0.00  
 Leg 2 Direction EB OSID \_\_\_\_\_

Station Description \_ ON SR 14 EB OFF RAMP TO NW 6TH AVE

Date	Day	Time	Comments
9/23/13	2	1020	Manual (1) <u>1</u> (2) _____ Counter (1) <u>1</u> (2) _____ SET COUNTER OK DB/JM
9/24	3	0831	Manual (1) <u>20</u> (2) _____ Counter (1) <u>19</u> (2) _____ CHECK COUNTER OK 2 2AX 2 = 1 4AX8
9/25	4	0917	Manual (1) <u>13</u> (2) _____ Counter (1) <u>13</u> (2) _____ CHECK COUNTER OK
9/26	5	0843	Manual (1) <u>21</u> (2) _____ Counter (1) <u>21</u> (2) _____ CHECK COUNTER OK
9/27	6	0754	Manual (1) <u>17</u> (2) _____ Counter (1) <u>17</u> (2) _____ CHECK COUNTER OK P/U CNTR 9/30 @ 1036 1/1

Sketch



DB/JM  
Field Person

STATE OF WASHINGTON - DEPARTMENT OF TRANSPORTATION  
 TRIPS SYSTEM  
 HOURLY TRAFFIC CLASSIFICATION SUMMARY

SR 014 P101203 MP 000.00 OFF SYSTEM ID. LEG 2 DIRECTION OF TRAFFIC EASTBOUND LANE ALL OF  
 COUNT IDENTIFIER 13-003 COUNTER NUMBER 397065 DESCRIPTION: ON SR 14 EB OFF RAMP TO NW 6TH AVE

09-23-13																	
MONDAY																	
AM HOURS	CARS PICKUPS	SINGLE UNITS				SINGLE UNIT %	DOUBLE UNITS			DOUBLE UNIT %	TRAINS			TRAIN %	TRUCK %	CLASS UNKNOWN	TOTAL VEHICLES
		BUS	MED	HVY	4+		4-	5	6+		5-	6	7+				
12 - 1																	
1 - 2																	
2 - 3																	
3 - 4																	
4 - 5																	
5 - 6																	
6 - 7																	
7 - 8																	
8 - 9																	
9 - 10																	
10 - 11																	
11 - 12	372		18			4.5	6	1	1	2.0			1	.3	6.8	1	400
PM HOURS																	
12 - 1	426	4	7	3		3.1	4	1	1	1.3			1	.2	4.7		447
1 - 2	440		11	1		2.6	5	1	1	1.5					4.1	1	460
2 - 3	561	2	11	1	1	2.6	5		2	1.2					3.8		583
3 - 4	678	1	21	1		3.2	8	4		1.7		2	1	.4	5.3		716
4 - 5	694	4	9			1.8	14	1		2.1					3.9		722
5 - 6	777		25			3.1	5	2		.9					4.0		809
6 - 7	641	1	14			2.3	2	1	1	.6					2.9		660
7 - 8	378		8	1		2.3			2	.5					2.8		389
8 - 9	289		5			1.7	4	1		1.7					3.3	1	300
9 - 10	215		5			2.3									2.3		220
10 - 11	144		2			1.4									1.4		146
11 - 12	61																61
AM TOTAL	372		18			4.5	6	1	1	2.0			1	.3	6.8	1	400
PM TOTAL	5304	12	118	7	1	2.5	47	11	7	1.2		2	2	.1	3.8	2	5513
DAY TOTAL	5676	12	136	7	1	2.6	53	12	8	1.2		2	3	.1	4.0	3	5913
															2-AXLE EQUIVALENT		6016

STATE OF WASHINGTON - DEPARTMENT OF TRANSPORTATION  
 TRIP SYSTEM  
 HOURLY TRAFFIC CLASSIFICATION SUMMARY

SR 014 P101203 WP 000.00 OFF SYSTEM ID. LEG 2 DIRECTION OF TRAFFIC EASTBOUND LANE ALL OF  
 COUNT IDENTIFIER 13-003 COUNTER NUMBER 397065 DESCRIPTION: ON SR 14 EB OFF RAMP TO NW 6TH AVE

09-24-13 TUESDAY		CARS	SINGLE		UNITS		SINGLE	DOUBLE UNITS			DOUBLE			TRAINS			TRAIN	TRUCK	CLASS	TOTAL
AM HOURS	PICKUPS		BUS	MED	HVY	4+	UNIT %	4-	5	6+	UNIT %	5-	6	7+	%	%	UNKNOWN	VEHICLES		
12 - 1	51			1			1.9									1.9			52	
1 - 2	33																		33	
2 - 3	24			1			3.8		1		3.8								26	
3 - 4	16				1		5.6		1		5.6								18	
4 - 5	26								1	1	7.1								28	
5 - 6	68			4			5.1	1	3	3	8.9								79	
6 - 7	231			5	3		3.3	1		1	.8								241	
7 - 8	358		1	17	2	1	5.4	6	1	2	2.3				.3				389	
8 - 9	319		2	16			5.3	3		2	1.5								342	
9 - 10	291			19	1	1	6.5	1	5	3	2.8								321	
10 - 11	303			13	2		4.6	3	2	3	2.5								326	
11 - 12	350			14			3.8			1	.3			1	.3				366	
PM HOURS																				
12 - 1	399		1	14			3.5	5	1	2	1.9							1	423	
1 - 2	443		1	12	1		3.0	4	1	2	1.5								464	
2 - 3	550		4	19	2		4.2	7	1		1.4		1	1	.3			5	590	
3 - 4	676		4	14		1	2.7	8		1	1.3		1	1	.3				706	
4 - 5	733		2	21			3.0	12		2	1.8							1	771	
5 - 6	757		2	11		1	1.8	17	4	1	2.8		1	1	.3			2	797	
6 - 7	550			11	1		2.1	2	1		.5								565	
7 - 8	434			7	1		1.8	4	2		1.3							1	449	
8 - 9	351		1	4			1.4	1			.3								357	
9 - 10	227			4	1		2.1			1	.4								233	
10 - 11	194			5			2.5	1		1	1.0								201	
11 - 12	97			2			2.0		1		1.0								100	
AM TOTAL		2070	3	90	9	2	4.7	15	14	16	2.0			2	.1				2221	
PM TOTAL		5411	15	124	6	2	2.6	61	11	10	1.4		3	3	.1			10	5656	
DAY TOTAL		7481	18	214	15	4	3.2	76	25	26	1.6		3	5	.1			10	7877	
																			2-AXLE EQUIVALENT	8073

STATE OF WASHINGTON - DEPARTMENT OF TRANSPORTATION  
 TRIP SYSTEM  
 HOURLY TRAFFIC CLASSIFICATION SUMMARY

SR 014 P101203 MP 000.00  
 COUNT IDENTIFIER 13-003

OFF SYSTEM ID.  
 COUNTER NUMBER 397065

LEG 2  
 DIRECTION OF TRAFFIC EASTBOUND  
 DESCRIPTION: ON SR 14 EB OFF RAMP TO NW 6TH AVE

LANE ALL OF

09-25-13 WEDNESDAY AM HOURS	CARS PICKUPS	SINGLE UNITS				SINGLE UNIT X	DOUBLE UNITS			DOUBLE UNIT X	TRAINS			TRAIN %	TRUCK %	CLASS UNKNOWN	TOTAL VEHICLES
		BUS	MED	HVY	4+		4-	5	6+		5-	6	7+				
12 - 1	60																60
1 - 2	38			1		2.5		1	2.5					5.0			40
2 - 3	16																16
3 - 4	14							1	6.7					6.7			15
4 - 5	28							2	6.7					6.7			30
5 - 6	52		6			9.5		1	7.9					17.5			63
6 - 7	214		12			5.2	4	1	2.2					7.3		1	232
7 - 8	333	1	17	1		5.4	1	1	.6				1	.3			355
8 - 9	339	1	15	3		5.2	3	1	3					7.1		1	366
9 - 10	320	1	14		1	4.7		4	2					6.4		1	343
10 - 11	289	1	17	2	1	6.7	1	2	1.0					7.7			313
11 - 12	388	2	12		2	3.9	4		1.0					4.8		7	415
PM HOURS																	
12 - 1	387		15		4	4.6	7		1				1	.2		1	416
1 - 2	465	3	15		1	3.8	8	1	4					6.4			497
2 - 3	575		12	2		2.4	3	1	1					3.2			594
3 - 4	667	3	23	1		3.8	9	2						5.4		1	706
4 - 5	774	1	21	1	1	2.9	16		1			1	1	.2			817
5 - 6	806		18	1		2.3	17	2						4.5			844
6 - 7	598		9			1.5	6	2	1			2		.3			618
7 - 8	444		11	3		3.0	5							4.1			463
8 - 9	330		6			1.8			1					2.1			337
9 - 10	257		3			1.1		2						1.9			262
10 - 11	169		4			2.3			1			1		.6		1	176
11 - 12	93			1		1.1			1					2.1			95
AM TOTAL	2091	6	93	7	4	4.9	13	11	12	1.6			1	6.5		10	2248
PM TOTAL	5565	7	137	9	6	2.7	73	9	10	1.6		4	2	.1	4.4	3	5825
DAY TOTAL	7656	13	230	16	10	3.3	86	20	22	1.6		4	3	.1	5.0	13	8073
															2-AXLE EQUIVALENT		8267

STATE OF WASHINGTON - DEPARTMENT OF TRANSPORTATION  
TRIPS SYSTEM  
HOURLY TRAFFIC CLASSIFICATION SUMMARY

SR 014 P101203 MP 000.00

OFF SYSTEM ID.

LEG 2

DIRECTION OF TRAFFIC EASTBOUND

LANE ALL OF

COUNT IDENTIFIER 13-003

COUNTER NUMBER 397065

DESCRIPTION: ON SR 14 EB OFF RAMP TO NW 6TH AVE

09-26-13

THURSDAY AM HOURS	CARS PICKUPS	SINGLE UNITS				SINGLE UNIT %	DOUBLE UNITS			DOUBLE UNIT %	TRAINS			TRAIN %	TRUCK %	CLASS UNKNOWN	TOTAL VEHICLES
		BUS	MED	HVY	4+		4-	5	6+		5-	6	7+				
12 - 1	59								1	1.7					1.7		60
1 - 2	35																35
2 - 3	23			1		4.0		1		4.0					8.0		25
3 - 4	11		1			7.1		2		14.3					21.4		14
4 - 5	34							1		2.9					2.9		35
5 - 6	48	1			1	11.7	1	1	3	8.3					20.0		60
6 - 7	211		7	1		3.6	2		1	1.4					5.0		222
7 - 8	317	2	16	1		5.5	5	1		1.7			1	.3	7.6		343
8 - 9	314	2	23	1		7.5	3	3		1.7					9.2		346
9 - 10	345	1	8	2		3.0	3	2	1	1.7					4.7		362
10 - 11	295	1	16			5.4	3		1	1.3					6.6		316
11 - 12	353		12			3.2	1	1	1	.8		1	1	.5	4.6		370
PM HOURS																	
12 - 1	397	2	16	1		4.5	6		1	1.6			1	.2	6.3	2	426
1 - 2	407		14	2		3.7	6	1		1.6					5.3		430
2 - 3	579		7	1		1.3	4	1	1	1.0					2.4		593
3 - 4	698	3	19	1		3.1	7		2	1.2			1		4.5	1	732
4 - 5	743	1	22			2.9	16			2.0		1		.1	5.1	1	784
5 - 6	822	1	8	2		1.3	12	1	1	1.7					3.0		847
6 - 7	626	2	7			1.4	4	1		.8					2.2		640
7 - 8	502		13	1		2.7	4			.8		1		.2	3.6	1	522
8 - 9	380		10	1		2.8	5	1	1	1.8		1		.3	4.8		399
9 - 10	253	1	6			2.7	2			.8					3.4	1	263
10 - 11	210		4			1.9		1		.5					2.3		215
11 - 12	119		1			.8									.8		120
-----																	
AM TOTAL	2045	7	88	6	1	4.7	18	12	8	1.7		1	2	.1	6.5		2188
PM TOTAL	5736	10	127	9		2.4	66	6	6	1.3		3	2	.1	3.8	6	5971
DAY TOTAL	7781	17	215	15	1	3.0	84	18	14	1.4		4	4	.1	4.6	6	8159
																2-AXLE EQUIVALENT	8325

STATE OF WASHINGTON - DEPARTMENT OF TRANSPORTATION  
 TRIP SYSTEM  
 HOURLY TRAFFIC CLASSIFICATION SUMMARY

SR 014 P101203 MP 000.00  
 COUNT IDENTIFIER 13-003

OFF SYSTEM ID. LEG 2 DIRECTION OF TRAFFIC EASTBOUND  
 COUNTER NUMBER 397065 DESCRIPTION: ON SR 14 EB OFF RAMP TO NW 6TH AVE

LANE ALL OF

09-27-13																		
FRIDAY		CARS	SINGLE UNITS				SINGLE	DOUBLE UNITS			DOUBLE	TRAINS			TRAIN	TRUCK	CLASS	TOTAL
AM	HOURS	PICKUPS	BUS	MED	HVY	4+	UNIT %	4-	5	6+	UNIT %	5-	6	7+	%	%	UNKNOWN	VEHICLES
12 - 1		89		3	1		4.3									4.3		93
1 - 2		56		1			1.7		2	1	5.0					6.7		60
2 - 3		21			1		4.5									4.5		22
3 - 4		15						1			6.3					6.3		16
4 - 5		20		1			4.5			1	4.5					9.1		22
5 - 6		63		1			1.5		2		3.0					4.5		66
6 - 7		235		5			2.1	2		1	1.2					3.3		243
7 - 8		343		13	1		3.9	3		1	1.1					5.0		361
8 - 9		298		14	3		5.3	2		1	.9					6.3		318
9 - 10		324		13			3.8	1	2	1	1.2					5.0		341
10 - 11		324		18			5.2	2	2	2	1.7					6.9		348
11 - 12		409		16			3.7	5	1	1	1.6					5.3		432
PM HOURS																		
12 - 1		413		15	3	1	4.3	3	2	2	1.6					5.9		439
1 - 2		452	3	16			4.0	3	1	3	1.5		1		.2	5.6		479
2 - 3		571	1	20	2	1	4.0	7		1	1.3					5.3		603
3 - 4		660	2	25	1		4.0	12	1		1.9					5.8		701
4 - 5		726	5	22	1		3.6	13		1	1.8			1	.1	5.6	1	770
5 - 6		763	3	22	1		3.2	10	1		1.4		1		.1	4.7		801
6 - 7		587		7		1	1.3	6		2	1.3					2.7		603
7 - 8		431		12			2.7	4		1	1.1					3.8		448
8 - 9		284		5			1.7	3	2		1.7					3.4	1	295
9 - 10		287		3			1.0	3		1	1.4					2.4		294
10 - 11		225		3			1.3		1	1	.9					2.2		230
11 - 12		172		1			.6		1		.6					1.1		174
AM TOTAL		2197		85	6		3.9	15	10	9	1.5					5.4		2322
PM TOTAL		5571	14	151	8	3	3.0	64	9	12	1.5		2	1	.1	4.5	2	5837
DAY TOTAL		7768	14	236	14	3	3.3	79	19	21	1.5		2	1		4.8	2	8159
																	2-AXLE EQUIVALENT	8325

STATE OF WASHINGTON - DEPARTMENT OF TRANSPORTATION  
 TRIP SYSTEM  
 HOURLY TRAFFIC CLASSIFICATION SUMMARY

SR 014 P101203 MP 000.00 OFF SYSTEM ID. LEG 2 DIRECTION OF TRAFFIC EASTBOUND LANE ALL OF  
 COUNT IDENTIFIER 13-003 COUNTER NUMBER 397065 DESCRIPTION: ON SR 14 EB OFF RAMP TO NW 6TH AVE

09-28-13		CARS PICKUPS	SINGLE UNITS				SINGLE UNIT %	DOUBLE UNITS			DOUBLE UNIT %	TRAINS			TRAIN %	TRUCK %	CLASS UNKNOWN	TOTAL VEHICLES
AM HOURS	PM HOURS		BUS	MED	HVY	4+		4-	5	6+		5-	6	7+				
12 - 1		92	1				1.1	1			1.1				2.1		94	
1 - 2		60		2			3.2								3.2		62	
2 - 3		46						1			2.1				2.1		47	
3 - 4		30															30	
4 - 5		16		2			9.5	2	1		14.3				23.8		21	
5 - 6		32							1		3.0				3.0		33	
6 - 7		85		5			5.4		2		2.2				7.5	1	93	
7 - 8		105		5			4.5								4.5		110	
8 - 9		231	1	8			3.7	2			.8				4.5	1	243	
9 - 10		251		10			3.8	1			.4				4.2		262	
10 - 11		308	2	11			4.0	1	1	1	.9				5.2		325	
11 - 12		374		4	1		1.3	3			.8		1	.3	2.1		382	
12 - 1		403		14			3.3	2	1	1	1.0				4.3		421	
1 - 2		471	1	15			3.3	5			1.0				4.3		492	
2 - 3		488		13			2.5	9			1.8				4.5	1	512	
3 - 4		473	1	11	1		2.6	3			1.0		1	.2	3.7	1	492	
4 - 5		528	1	7			1.5	4	1	1	1.1				2.6		542	
5 - 6		393		9	1	1	2.7	5		1	1.5				4.1		410	
6 - 7		404		7			1.7	5		1	1.4				3.3		418	
7 - 8		338		8	1		2.6		1	1	.6		1	.2	3.1	1	350	
8 - 9		296		6	1		2.3	1	1		.7				3.0		305	
9 - 10		225		6	2	1	3.8	2		1	1.3				5.1		237	
10 - 11		208		5			2.3	2			.9				3.3		215	
11 - 12		128		1			.8								.8		129	
AM TOTAL		1630	4	47	1		3.1	6	6	5	1.0			.1	4.1	2	1702	
PM TOTAL		4355	3	102	6	2	2.5	38	6	6	1.1		1	1	3.6	3	4523	
DAY TOTAL		5985	7	149	7	2	2.7	44	12	11	1.1		1	2	3.8	5	6225	
															2-AXLE EQUIVALENT		6322	

STATE OF WASHINGTON - DEPARTMENT OF TRANSPORTATION  
 TRIPS SYSTEM  
 HOURLY TRAFFIC CLASSIFICATION SUMMARY

SR 014 P101203 MP 000.00 OFF SYSTEM ID. LEG 2 DIRECTION OF TRAFFIC EASTBOUND LANE ALL OF  
 COUNT IDENTIFIER 13-003 COUNTER NUMBER 397065 DESCRIPTION: ON SR 14 EB OFF RAMP TO NW 6TH AVE

09-29-13 SUNDAY		CARS PICKUPS	SINGLE UNITS				SINGLE UNIT %	DOUBLE UNITS			DOUBLE UNIT %	TRAINS			TRAIN %	TRUCK %	CLASS UNKNOWN	TOTAL VEHICLES	
AM HOURS	BUS		MED	HVY	4+	4-		5	6+	5-		6	7+						
12 - 1		86		2	1	3.4									3.4			89	
1 - 2		47		1		2.0									4.1			49	
2 - 3		43						1		1					4.4			45	
3 - 4		19																19	
4 - 5		15		1		6.3									6.3			16	
5 - 6		28		1		3.2			1	1					9.7			31	
6 - 7		65		4		5.8									5.8			69	
7 - 8		75		2		2.5		1		1			1	1.3	6.3			80	
8 - 9		124		4		3.1									3.1			128	
9 - 10		166		8		4.5			1	2					6.2			177	
10 - 11		277		8		2.8		1							3.1		1	287	
11 - 12		273		9		3.2		1					1	.4	3.9			284	
PM HOURS																			
12 - 1		327	1	9		2.9		1	1	1					3.8			340	
1 - 2		390		12	2	3.4		2							3.9			406	
2 - 3		386		6		1.5			1						1.8			393	
3 - 4		420		10		2.3		5					1	.2	3.7			436	
4 - 5		433	2	8		2.2		4							3.1			447	
5 - 6		371		10		2.6		2							3.1			383	
6 - 7		295		3		1.0		2		1					2.0		1	302	
7 - 8		270		11		3.8		4							5.2		1	286	
8 - 9		236		4		1.7									1.7		1	241	
9 - 10		171		5		2.8		1							3.4		1	178	
10 - 11		106		4		3.6				1					4.5			111	
11 - 12		66	1	1		2.9									2.9			68	
AM TOTAL		1218		40	1	3.2		4	2	6			2	.2	4.3		1	1274	
PM TOTAL		3471	4	83	2	2.5		21	2	3			1		3.2		4	3591	
DAY TOTAL		4689	4	123	3	2.7		25	4	9			3	.1	3.5		5	4865	
																		2-AXLE EQUIVALENT	4923



STATE OF WASHINGTON - DEPARTMENT OF TRANSPORTATION  
 TRIP SYSTEM  
 HOURLY TRAFFIC CLASSIFICATION SUMMARY

SR 014 P101203 NP 000.00 OFF SYSTEM ID. LEG 2 DIRECTION OF TRAFFIC EASTBOUND LANE ALL OF  
 COUNT IDENTIFIER 13-003 COUNTER NUMBER 397065 DESCRIPTION: ON SR 14 EB OFF RAMP TO NW 6TH AVE

09-30-13 MONDAY AM HOURS	CARS PICKUPS	SINGLE UNITS				SINGLE UNIT %	DOUBLE UNITS			DOUBLE UNIT %	TRAINS			TRAIN %	TRUCK %	CLASS UNKNOWN	TOTAL VEHICLES
		BUS	MED	HVY	4+		4-	5	6+		5-	6	7+				
12 - 1	40		1			2.4								2.4			41
1 - 2	15		1			5.6		2	11.1					16.7			18
2 - 3	19		1			4.8	1		4.8					9.5			21
3 - 4	13																13
4 - 5	20							1	4.8					4.8			21
5 - 6	57		3			4.7	1	1	6.3					10.9			64
6 - 7	220		9	1		4.1	3	3	4.1					8.3	1		241
7 - 8	333		12	1		3.7	1	1	.6					4.3			348
8 - 9	295	1	11		1	4.2	1	1	1.0			1	.3	5.4			312
9 - 10	256	1	16			6.1	2	2	2.5					8.6			280
10 - 11																	
11 - 12																	
PM HOURS																	
12 - 1																	
1 - 2																	
2 - 3																	
3 - 4																	
4 - 5																	
5 - 6																	
6 - 7																	
7 - 8																	
8 - 9																	
9 - 10																	
10 - 11																	
11 - 12																	
AM TOTAL	1268	2	54	2	1	4.3	9	9	12	2.2		1	.1	6.6	1		1359
PM TOTAL																	
DAY TOTAL	1268	2	54	2	1	4.3	9	9	12	2.2		1	.1	6.6	1		1359
														2-AXLE EQUIVALENT			1410

09-23-13 THRU 09-30-13

AVERAGE WEEKDAY CLASSIFICATION VOLUMES \*\*\*\*\*

AVERAGE WEEKDAY VOLUME	CARS PICKUPS	SINGLE UNITS				SINGLE UNIT %	DOUBLE UNITS			DOUBLE UNIT %	TRAINS			TRAIN %	TRUCK %	CLASS UNKNOWN	TOTAL VEHICLES
		BUS	MED	HVY	4+		4-	5	6+		5-	6	7+				
7639	16	220	15	5	3.2	82	21	21	1.5		4	4	.1	4.8	10		8036
														AWD 2-AXLE EQUIVALENT			8223

TOTAL HOURS FOR COUNT 96  
 3 DAYS FACTOR GROUP P06  
 AVG WEEKDAY VOL 8036 X SEASONAL ADJ. FACTOR 0.8900 = ESTIMATED AVG DAILY TRAFFIC 7152

PEAK HOUR PERCENTAGES: K = 10.54 D = 100.00 T = 2.95  
 PEAK HOUR LOCATION : VOLUME = 847 DATE: 09/26/13 TIME: 05:00 PM

NOTE: 4 - HIGH/TAILOGATING



Interval  60 min.  15 min.  
 Binned(CL/SP)  Count(volume)  
 Lane No  1  2

Direction Channel 1 \_\_\_\_\_  
 Direction Channel 2 \_\_\_\_\_  
 Unique ID# \_\_\_\_\_

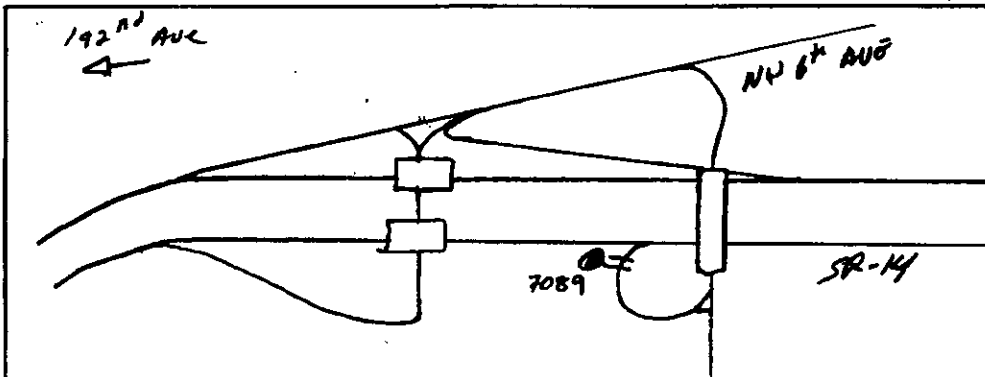
Counter No. 397089 Count ID 13-003  
 SR 14 RRT/RRQ Q5 01249 MP 0.01  
 Leg 2 Direction EB OSID \_\_\_\_\_

SW

Station Description ON SR 14 EB ON RAMP FROM NW 6TH AVE

Date	Day	Time	Comments
9/23/13	2	1029	Manual (1) <u>1</u> (2) _____ Counter (1) <u>1</u> (2) _____ SET COUNTER OK DB/JM
9/24	3	0841	Manual (1) <u>1</u> (2) _____ Counter (1) <u>1</u> (2) _____ CHECK COUNTER OK
9/25	4	0923	Manual (1) <u>1</u> (2) _____ Counter (1) <u>1</u> (2) _____ CHECK COUNTER OK =SV
9/26	5	0856	Manual (1) <u>2</u> (2) _____ Counter (1) <u>2</u> (2) _____ CHECK COUNTER OK
9/27	6	0801	Manual (1) <u>1</u> (2) _____ Counter (1) <u>1</u> (2) _____ CHECK COUNTER OK P/U CNTR 9/30 OK @ 1045 1/1 <b>COUNTER RESTARTED @ 0802 OK</b>

Sketch



North

DB/JM

Field Person

DOT-RNB505A-B

STATE OF WASHINGTON - DEPARTMENT OF TRANSPORTATION  
 TRIPS SYSTEM  
 HOURLY TRAFFIC CLASSIFICATION SUMMARY

DATE 10/01/13  
 TIME 12:55:39  
 PAGE 121

SR 014 Q501249 MP 000.01 OFF SYSTEM ID. LEG 2 DIRECTION OF TRAFFIC EASTBOUND LANE ALL OF  
 COUNT IDENTIFIER 13-003 COUNTER NUMBER 397089 DESCRIPTION: ON SR 14 EB ON RAMP FROM SW 6TH AVE

09-23-13														
MONDAY														
AM HOURS	CARS PICKUPS	SINGLE UNITS			SINGLE UNIT %	DOUBLE UNITS			DOUBLE UNIT %	TRAINS	TRAIN %	TRUCK %	CLASS UNKNOWN	TOTAL VEHICLES
		BUS	MED	HVY 4+		4-	5	6+		5-	6	7+		
12 - 1														
1 - 2														
2 - 3														
3 - 4														
4 - 5														
5 - 6														
6 - 7														
7 - 8														
8 - 9														
9 - 10														
10 - 11														
11 - 12	21			1	4.3		1		4.3				8.7	23
PM HOURS														
12 - 1	21			2	8.7								8.7	23
1 - 2	22													22
2 - 3	19													19
3 - 4	33						1		2.9				2.9	34
4 - 5	31													31
5 - 6	34			1	2.9								2.9	35
6 - 7	24													24
7 - 8	10													10
8 - 9	7													7
9 - 10	8													8
10 - 11	4													4
11 - 12	2													2
AM TOTAL	21			1	4.3		1		4.3				8.7	23
PM TOTAL	215			3	1.4		1		.5				1.8	219
DAY TOTAL	236			4	1.7		2		.8				2.5	242
													2-AXLE EQUIVALENT	244

DOT-RNB505A-B

STATE OF WASHINGTON - DEPARTMENT OF TRANSPORTATION  
 TRIPS SYSTEM  
 HOURLY TRAFFIC CLASSIFICATION SUMMARY

DATE 10/01/13  
 TIME 12:55:39  
 PAGE 122

SR 014 Q501249 MP 000.01 OFF SYSTEM ID. LEG 2 DIRECTION OF TRAFFIC EASTBOUND LANE ALL OF  
 COUNT IDENTIFIER 13-003 COUNTER NUMBER 397089 DESCRIPTION: ON SR 14 EB ON RAMP FROM SW 6TH AVE

09-24-13 TUESDAY		CARS PICKUPS	SINGLE UNITS				SINGLE UNIT %	DOUBLE UNITS			DOUBLE UNIT %	TRAINS			TRAIN %	TRUCK %	CLASS UNKNOWN	TOTAL VEHICLES
AM HOURS			BUS	MED	HVY	4+		4-	5	6+		5-	6	7+				
12 - 1		2																2
1 - 2		1																1
2 - 3																		
3 - 4		1																1
4 - 5		4																4
5 - 6		4																4
6 - 7		18			1		5.3									5.3		19
7 - 8		21						1			4.5					4.5		22
8 - 9		22		1			4.3									4.3		23
9 - 10		21																21
10 - 11		17		1			5.6									5.6		18
11 - 12		21		1			4.5									4.5		22
PM HOURS																		
12 - 1		25		2			7.4										7.4	27
1 - 2		14		1	1		12.5									12.5		16
2 - 3		26		1			3.7									3.7		27
3 - 4		24																24
4 - 5		29																29
5 - 6		36																36
6 - 7		18																18
7 - 8		13																13
8 - 9		12																12
9 - 10		9		1			10.0									10.0		10
10 - 11		6						1			14.3					14.3		7
11 - 12		2																2
AM TOTAL		132		3	1		2.9	1			.7					3.6		137
PM TOTAL		214		5	1		2.7	1			.5					3.2		221
DAY TOTAL		346		8	2		2.8	2			.6					3.4		358
																	2-AXLE EQUIVALENT	361

STATE OF WASHINGTON - DEPARTMENT OF TRANSPORTATION  
 TRIP SYSTEM  
 HOURLY TRAFFIC CLASSIFICATION SUMMARY

SR 014 0501249 MP 000.01 OFF SYSTEM ID. LEG 2 DIRECTION OF TRAFFIC EASTBOUND LANE ALL OF  
 COUNT IDENTIFIER 13-003 COUNTER NUMBER 397089 DESCRIPTION: ON SR 14 EB ON RAMP FROM SW 6TH AVE

09-25-13 WEDNESDAY AM HOURS	CARS PICKUPS	SINGLE UNITS				SINGLE UNIT %	DOUBLE UNITS			DOUBLE UNIT %	TRAINS			TRAIN %	TRUCK %	CLASS UNKNOWN	TOTAL VEHICLES
		BUS	MED	HVY	4+		4-	5	6+		5-	6	7+				
12 - 1	1																1
1 - 2	1																1
2 - 3	1																1
3 - 4																	
4 - 5	4																4
5 - 6	1																1
6 - 7	13																13
7 - 8	25		1			3.8							3.8				26
8 - 9	25																25
9 - 10	11		1			7.7							7.7		1		13
10 - 11	24																24
11 - 12	12																12
PM HOURS																	
12 - 1	16		1			5.9							5.9				17
1 - 2	14		1			6.7							6.7				15
2 - 3	16		1			5.9							5.9				17
3 - 4	24		1			4.0							4.0				25
4 - 5	23							1		4.2			4.2				24
5 - 6	41																41
6 - 7	25		1			3.7		1		3.7			7.4				27
7 - 8	9																9
8 - 9	8																8
9 - 10	8																8
10 - 11	1																1
11 - 12	2																2
AM TOTAL	118		2			1.7							1.7		1		121
PM TOTAL	187		5			2.6	1	1		1.0			3.6				194
DAY TOTAL	305		7			2.2	1	1		.6			2.9		1		315
													2-AXLE EQUIVALENT				318

DOT-RNB505A-B

STATE OF WASHINGTON - DEPARTMENT OF TRANSPORTATION  
 TRIPS SYSTEM  
 HOURLY TRAFFIC CLASSIFICATION SUMMARY

DATE 10/01/13  
 TIME 12:55:39  
 PAGE 124

SR 014 Q501249 MP 000.01 OFF SYSTEM ID. LEG 2 DIRECTION OF TRAFFIC EASTBOUND LANE ALL OF  
 COUNT IDENTIFIER 13-003 COUNTER NUMBER 397089 DESCRIPTION: ON SR 14 EB ON RAMP FROM SW 6TH AVE

09-26-13 THURSDAY		CARS PICKUPS	SINGLE UNITS				SINGLE UNIT %	DOUBLE UNITS			DOUBLE UNIT %	TRAINS			TRAIN %	TRUCK %	CLASS UNKNOWN	TOTAL VEHICLES
AM HOURS	BUS		MED	HVY	4+	4-		5	6+	5-		6	7+					
12 - 1		1															1	
1 - 2		1															1	
2 - 3																		
3 - 4		1															1	
4 - 5		4															4	
5 - 6		5															5	
6 - 7		17															17	
7 - 8		16		2			11.1							11.1			18	
8 - 9		26		1			3.6		1		3.6			7.1			28	
9 - 10		14		1			6.3		1		6.3			12.5			16	
10 - 11		11		1			8.3							8.3			12	
11 - 12		23															23	
PM HOURS																		
12 - 1		18		1	1		10.0							10.0			20	
1 - 2		20														3	23	
2 - 3		27															27	
3 - 4		28															28	
4 - 5		34															34	
5 - 6		34		1			2.8		1		2.8			5.6			36	
6 - 7		18															18	
7 - 8		15															15	
8 - 9		17															17	
9 - 10		8															8	
10 - 11		5															5	
11 - 12		5															5	
AM TOTAL		119		5			4.0		2		1.6			5.6			126	
PM TOTAL		229		2	1		1.3		1		.4			1.7		3	236	
DAY TOTAL		348		7	1		2.2		1	2	.8			3.0		3	362	
																	2-AXLE EQUIVALENT	367

STATE OF WASHINGTON - DEPARTMENT OF TRANSPORTATION  
 TRIPS SYSTEM  
 HOURLY TRAFFIC CLASSIFICATION SUMMARY

SR 014 Q501249 MP 000.01 OFF SYSTEM ID. LEG 2 DIRECTION OF TRAFFIC EASTBOUND LANE ALL OF  
 COUNT IDENTIFIER 13-003 COUNTER NUMBER 397089 DESCRIPTION: ON SR 14 EB ON RAMP FROM SW 6TH AVE

09-27-13		CARS PICKUPS	SINGLE UNITS				SINGLE UNIT %	DOUBLE UNITS			DOUBLE UNIT %	TRAINS			TRAIN %	TRUCK %	CLASS UNKNOWN	TOTAL VEHICLES
FRIDAY	AM HOURS		BUS	MED	HVY	4+		4-	5	6+		5-	6	7+				
	12 - 1	4		1			20.0											5
	1 - 2																	1
	2 - 3	1																1
	3 - 4	1																4
	4 - 5	4																6
	5 - 6	6																10
	6 - 7	10																25
	7 - 8	25							1		3.8				3.8			26
	8 - 9																	22
	9 - 10	22		3	1	1	18.5								18.5			27
	10 - 11	19		1			4.5		2		9.1				13.6			22
	11 - 12	10																10
	PM HOURS																	
	12 - 1	19																19
	1 - 2	20																20
	2 - 3	28						2			6.7				6.7			30
	3 - 4	34		2			5.6								5.6			36
	4 - 5	28																28
	5 - 6	26		1			3.7								3.7			27
	6 - 7	29																29
	7 - 8	19		1			5.0								5.0			20
	8 - 9	8																8
	9 - 10	5						1			16.7				16.7			6
	10 - 11	4																4
	11 - 12	7																7
AM TOTAL		102		5	1	1	6.3		3		2.7				8.9			112
PM TOTAL		227		4			1.7		3		1.3				3.0			234
DAY TOTAL		329		9	1	1	3.2		3		1.7				4.9			346
2-AXLE EQUIVALENT																		355

STATE OF WASHINGTON - DEPARTMENT OF TRANSPORTATION  
 TRIP SYSTEM  
 HOURLY TRAFFIC CLASSIFICATION SUMMARY

SR 014 Q501249 MP 000.01 OFF SYSTEM ID. LEG 2 DIRECTION OF TRAFFIC EASTBOUND LANE ALL OF  
 COUNT IDENTIFIER 13-003 COUNTER NUMBER 397089 DESCRIPTION: ON SR 14 EB ON RAMP FROM SW 6TH AVE

09-28-13													TOTAL						
SATURDAY		CARS	SINGLE UNITS				SINGLE	DOUBLE UNITS			DOUBLE	TRAINS			TRAIN	TRUCK	CLASS	TOTAL	
AM	HOURS	PICKUPS	BUS	MED	HVY	4+	UNIT %	4-	5	6+	UNIT %	5-	6	7+	%	%	UNKNOWN	VEHICLES	
12	- 1	7			1		12.5									12.5		8	
1	- 2	4																4	
2	- 3																		
3	- 4																		
4	- 5	2																2	
5	- 6	1																1	
6	- 7	9																9	
7	- 8	13																13	
8	- 9	19			1		5.0									5.0		20	
9	- 10	17						1			5.6					5.6		18	
10	- 11	26																26	
11	- 12	26																26	
PM HOURS																			
12	- 1	30			1		3.2									3.2		31	
1	- 2	23			1		4.2									4.2		24	
2	- 3	23																23	
3	- 4	13																13	
4	- 5	17																17	
5	- 6	14			1		6.7									6.7		15	
6	- 7	11																11	
7	- 8	6																6	
8	- 9	10																10	
9	- 10	7																7	
10	- 11	6																6	
11	- 12	2																2	
AM TOTAL		124			2		1.6	1			.8					2.4		127	
PM TOTAL		162			3		1.8									1.8		165	
DAY TOTAL		286			5		1.7	1			.3					2.1		292	
																		2-AXLE EQUIVALENT	293



STATE OF WASHINGTON - DEPARTMENT OF TRANSPORTATION  
 TRIPS SYSTEM  
 HOURLY TRAFFIC CLASSIFICATION SUMMARY

SR 014 Q501249 MP 000.01 OFF SYSTEM ID. LEG 2 DIRECTION OF TRAFFIC EASTBOUND LANE ALL OF  
 COUNT IDENTIFIER 13-003 COUNTER NUMBER 397089 DESCRIPTION: ON SR 14 EB ON RAMP FROM SW 6TH AVE

09-29-13 SUNDAY		CARS PICKUPS	SINGLE UNITS				SINGLE UNIT %	DOUBLE UNITS			DOUBLE UNIT %	TRAINS			TRAIN %	TRUCK %	CLASS UNKNOWN	TOTAL VEHICLES
AM HOURS			BUS	MED	HVY	4+		4-	5	6+		5-	6	7+				
12 - 1		1							1	50.0					50.0		2	
1 - 2		1															1	
2 - 3																		
3 - 4		2															2	
4 - 5		2															2	
5 - 6		1															1	
6 - 7		4		1			20.0								20.0		5	
7 - 8		8															8	
8 - 9		9															9	
9 - 10		17															17	
10 - 11		19															19	
11 - 12		13															13	
PM HOURS																		
12 - 1		14															14	
1 - 2		8															8	
2 - 3		14															14	
3 - 4		15															15	
4 - 5		12															12	
5 - 6		11															11	
6 - 7		9		1			10.0								10.0		10	
7 - 8		8		1			11.1								11.1		9	
8 - 9		8															8	
9 - 10		1		1			50.0								50.0		2	
10 - 11		3															3	
11 - 12		1															1	
AM TOTAL		77		1			1.3	1		1.3					2.5		79	
PM TOTAL		104		3			2.8								2.8		107	
DAY TOTAL		181		4			2.2	1		.5					2.7		186	
																	2-AXLE EQUIVALENT	187

DOT-RNB505A-B

STATE OF WASHINGTON - DEPARTMENT OF TRANSPORTATION  
TRIPS SYSTEM  
HOURLY TRAFFIC CLASSIFICATION SUMMARY

DATE 10/01/13  
TIME 12:55:39  
PAGE 128

SR 014 0501249 MP 000.01 OFF SYSTEM ID. LEG 2 DIRECTION OF TRAFFIC EASTBOUND LANE ALL OF  
COUNT IDENTIFIER 13-003 COUNTER NUMBER 397089 DESCRIPTION: ON SR 14 EB ON RAMP FROM SW 6TH AVE

09-30-13 MONDAY AM HOURS	CARS PICKUPS	SINGLE UNITS				SINGLE UNIT %	DOUBLE UNITS			DOUBLE UNIT %	TRAINS			TRAIN %	TRUCK %	CLASS UNKNOWN	TOTAL VEHICLES
		BUS	MED	HVY	4+		4-	5	6+		5-	6	7+				
12 - 1	2																2
1 - 2																	1
2 - 3	1																2
3 - 4	2																4
4 - 5	4																9
5 - 6	9																13
6 - 7	12							1	7.7					7.7			27
7 - 8	26		1			3.7								3.7			22
8 - 9	21							1		4.5				4.5			20
9 - 10	18	1				5.0	1		5.0					10.0			
10 - 11																	
11 - 12																	
PM HOURS																	
12 - 1																	
1 - 2																	
2 - 3																	
3 - 4																	
4 - 5																	
5 - 6																	
6 - 7																	
7 - 8																	
8 - 9																	
9 - 10																	
10 - 11																	
11 - 12																	
AM TOTAL	95	1	1			2.0	1	1	1	3.0				5.0			100
PM TOTAL																	
DAY TOTAL	95	1	1			2.0	1	1	1	3.0				5.0			100
														2-AXLE EQUIVALENT			105

09-23-13 THRU 09-30-13

AVERAGE WEEKDAY CLASSIFICATION VOLUMES *****																	
AVG WEEKDAY VOLUME	CARS PICKUPS	SINGLE UNITS				SINGLE UNIT %	DOUBLE UNITS			DOUBLE UNIT %	TRAINS			TRAIN %	TRUCK %	CLASS UNKNOWN	TOTAL VEHICLES
		BUS	MED	HVY	4+		4-	5	6+		5-	6	7+				
333		7	1			2.3	1	1		.6					2.9	1	345
															AWD 2-AXLE EQUIVALENT		347

TOTAL HOURS FOR COUNT 96  
3 DAYS FACTOR GROUP P06  
AVG WEEKDAY VOL 345 X SEASONAL ADJ. FACTOR 0.8900 = ESTIMATED AVG DAILY TRAFFIC 307

PEAK HOUR PERCENTAGES: K = 11.88 D = 100.00 T =  
PEAK HOUR LOCATION : VOLUME = 41 DATE: 09/25/13 TIME: 05:00 PM

0.9942

NOTE: ZERO T VALID



Interval  60 min.  15 min.  
 Binned(CL/SP)  Count(volume)  
 Lane No  1  2

---

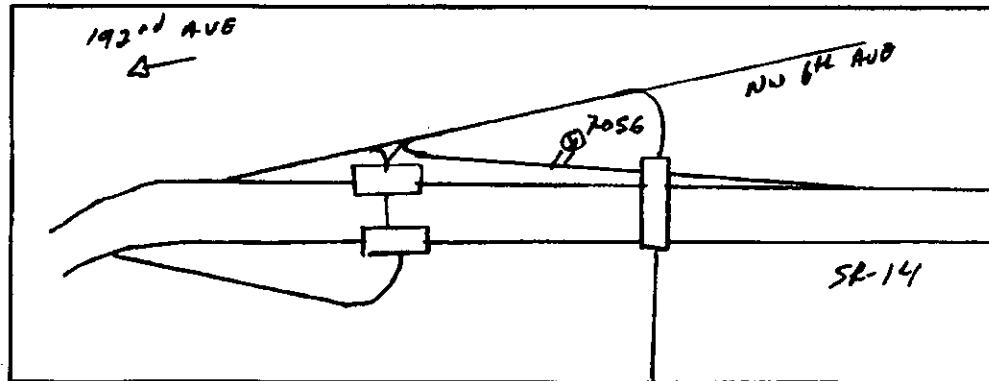
Direction Channel 1 \_\_\_\_\_  
 Direction Channel 2 \_\_\_\_\_  
 Unique ID# \_\_\_\_\_

Counter No. 397056 Count ID 13-003  
 SR 14 RRT/RRQ R1 01249 MP 0.00  
 Leg 2 Direction WB OSID \_\_\_\_\_

Station Description ON SR 14 WB OFF RAMP TO NW 6TH AVE

Date	Day	Time	Comments
9/23/13	2	1111	Manual (1) <u>1</u> (2) _____ Counter (1) <u>1</u> (2) _____ SET COUNTER OK DB/JM
9/24	3	0813	Manual (1) <u>2</u> (2) _____ Counter (1) <u>2</u> (2) _____ CHECK COUNTER OK
9/25	4	0900	Manual (1) <u>4</u> (2) _____ Counter (1) <u>4</u> (2) _____ CHECK COUNTER OK
9/26	5	0822	Manual (1) <u>1</u> (2) _____ Counter (1) <u>1</u> (2) _____ CHECK COUNTER OK
9/27	6	0940	Manual (1) <u>1</u> (2) _____ Counter (1) <u>1</u> (2) _____ CHECK COUNTER OK P/U CNTR 9/30 OK @ 1216 1/1

Sketch



North

*DB/JM*

Field Person

STATE OF WASHINGTON - DEPARTMENT OF TRANSPORTATION  
 TRIP SYSTEM  
 HOURLY TRAFFIC CLASSIFICATION SUMMARY

SR 014 R101249 MP 000.00 OFF SYSTEM ID. LEG 2 DIRECTION OF TRAFFIC WESTBOUND LANE ALL OF  
 COUNT IDENTIFIER 13-003 COUNTER NUMBER 397056 DESCRIPTION: ON SR 14 WB OFF RAMP TO NW 6TH AVE

09-23-13																		
MONDAY		CARS	SINGLE UNITS				SINGLE	DOUBLE UNITS			DOUBLE	TRAINS			TRAIN	TRUCK	CLASS	TOTAL
AM HOURS	PICKUPS	BUS	MED	HVY	4+	UNIT %	4-	5	6+	UNIT %	5-	6	7+	%	%	UNKNOWN	VEHICLES	
12 - 1																		
1 - 2																		
2 - 3																		
3 - 4																		
4 - 5																		
5 - 6																		
6 - 7																		
7 - 8																		
8 - 9																		
9 - 10																		
10 - 11																		
11 - 12																		
PM HOURS																		
12 - 1	32			1		2.9		1		2.9					5.9		34	
1 - 2	17							1		5.6					5.6		18	
2 - 3	33																33	
3 - 4	35			4		10.3									10.3		39	
4 - 5	32			2		5.9									5.9		34	
5 - 6	28			2		6.7									6.7		30	
6 - 7	27			2		6.7		1		3.3					10.0		30	
7 - 8	14																14	
8 - 9	12																12	
9 - 10	7																7	
10 - 11	6																6	
11 - 12	2																2	
AM TOTAL																		
PM TOTAL	245			11		4.2		3		1.2					5.4		259	
DAY TOTAL	245			11		4.2		3		1.2					5.4		259	
															2-AXLE EQUIVALENT		262	

DOT-RNB505A-B

STATE OF WASHINGTON - DEPARTMENT OF TRANSPORTATION  
 TRIP SYSTEM  
 HOURLY TRAFFIC CLASSIFICATION SUMMARY

DATE 10/01/13  
 TIME 12:55:39  
 PAGE 130

SR 014 R101249 MP 000.00

OFF SYSTEM ID.

LEG 2

DIRECTION OF TRAFFIC WESTBOUND

LANE ALL OF

COUNT IDENTIFIER 13-003

COUNTER NUMBER 397056

DESCRIPTION: ON SR 14 WB OFF RAMP TO NW 6TH AVE

09-24-13

TUESDAY AM HOURS	CARS PICKUPS	SINGLE UNITS				SINGLE UNIT %	DOUBLE UNITS			DOUBLE UNIT %	TRAINS			TRAIN %	TRUCK %	CLASS UNKNOWN	TOTAL VEHICLES
		BUS	MED	HVY	4+		4-	5	6+		5-	6	7+				
12 - 1	7																7
1 - 2	1																1
2 - 3																	
3 - 4																	
4 - 5																	
5 - 6	11			1		8.3								8.3			12
6 - 7	10																10
7 - 8	23			1		4.0								4.0	1		25
8 - 9	26																26
9 - 10	22			2		8.3								8.3			24
10 - 11	26			1		3.6								3.6	1		28
11 - 12	20			1		4.8								4.8			21
PM HOURS																	
12 - 1	21	1		2		12.5								12.5			24
1 - 2	30			2		6.1					1		3.0	9.1			33
2 - 3	18			2		9.5	1		4.8					14.3			21
3 - 4	20			1		4.5	1		4.5					9.1			22
4 - 5	33			1		2.9								2.9			34
5 - 6	31																31
6 - 7	22			1		4.3								4.3			23
7 - 8	21																21
8 - 9	12			1		7.7								7.7			13
9 - 10	14			1		6.7								6.7			15
10 - 11	4																4
11 - 12	1																1
AM TOTAL	146			6		3.9								3.9	2		154
PM TOTAL	227	1		11		5.0	2		.8		1		.4	6.2			242
DAY TOTAL	373	1		17		4.5	2		.5		1		.3	5.3	2		396
														2-AXLE EQUIVALENT			400

STATE OF WASHINGTON - DEPARTMENT OF TRANSPORTATION  
 TRIPS SYSTEM  
 HOURLY TRAFFIC CLASSIFICATION SUMMARY

SR 014 R101249 MP 000.00 OFF SYSTEM ID. LEG 2 DIRECTION OF TRAFFIC WESTBOUND LANE ALL OF  
 COUNT IDENTIFIER 13-003 COUNTER NUMBER 397056 DESCRIPTION: ON SR 14 WB OFF RAMP TO NW 6TH AVE

09-25-13 WEDNESDAY AM HOURS	CARS PICKUPS	SINGLE UNITS				SINGLE UNIT %	DOUBLE UNITS			DOUBLE UNIT %	TRAINS			TRAIN %	TRUCK %	CLASS UNKNOWN	TOTAL VEHICLES
		BUS	MED	HVY	4+		4-	5	6+		5-	6	7+				
12 - 1	5																5
1 - 2																	
2 - 3	1																1
3 - 4	1																1
4 - 5	1		1			50.0								50.0			2
5 - 6	8		2			20.0								18.8			10
6 - 7	13		1			6.3	1	1		12.5				4.0			16
7 - 8	24		1			4.0								9.4		1	25
8 - 9	28		2			6.3						1		3.1			32
9 - 10	21		1			4.5								4.5			22
10 - 11	20						1			4.8				4.8			21
11 - 12	24							1		4.0				4.0			25
PM HOURS																	
12 - 1	12		2			14.3								14.3			14
1 - 2	26			1		3.7								3.7			27
2 - 3	31																31
3 - 4	29		1			3.2	1			3.2				6.5			31
4 - 5	43		1			2.3								2.3			44
5 - 6	23		2			8.0								8.0			25
6 - 7	28		2			6.5								6.5		1	31
7 - 8	22		1			4.2								4.2		1	24
8 - 9	23																23
9 - 10	9		3			25.0								25.0			12
10 - 11	6																6
11 - 12	3																3
AM TOTAL	146		8			5.0	2	1	1	2.5				.6	8.1	1	160
PM TOTAL	255		12	1		4.8	1			.4					5.2	2	271
DAY TOTAL	401		20	1		4.9	3	1	1	1.2				.2	6.3	3	431
															2-AXLE EQUIVALENT		440

STATE OF WASHINGTON - DEPARTMENT OF TRANSPORTATION  
 TRIPS SYSTEM  
 HOURLY TRAFFIC CLASSIFICATION SUMMARY

SR 014 R101249 MP 000.00 OFF SYSTEM ID. LEG 2 DIRECTION OF TRAFFIC WESTBOUND LANE ALL OF  
 COUNT IDENTIFIER 13-003 COUNTER NUMBER 397056 DESCRIPTION: ON SR 14 WB OFF RAMP TO NW 6TH AVE

09-26-13 THURSDAY AM HOURS	CARS PICKUPS	SINGLE UNITS				SINGLE UNIT %	DOUBLE UNITS			DOUBLE UNIT %	TRAINS			TRAIN %	TRUCK %	CLASS UNKNOWN	TOTAL VEHICLES
		BUS	MED	HVY	4+		4-	5	6+		5-	6	7+				
12 - 1	4																4
1 - 2	5																5
2 - 3	1																1
3 - 4																	
4 - 5	2																2
5 - 6	10		2			16.7								16.7			12
6 - 7	13																13
7 - 8	23		2			7.7		1		3.8				11.5			26
8 - 9	17		1			5.0		1		5.0				10.0	1		20
9 - 10	19		4			17.4								17.4			23
10 - 11	29		1	1		6.5								6.5			31
11 - 12	27		1			3.6								3.6			28
PH HOURS																	
12 - 1	29		1			3.3								3.3			30
1 - 2	30							1		3.2				3.2			31
2 - 3	16		1			5.9								5.9			17
3 - 4	32																32
4 - 5	33		2			5.7								5.7			35
5 - 6	30		2			6.1		1		3.0				9.1			33
6 - 7	35		3			7.9								7.9			38
7 - 8	27		1			3.6								3.6			28
8 - 9	14		1			6.7								6.7			15
9 - 10	10		1			9.1								9.1			11
10 - 11	2																2
11 - 12	4																4
AM TOTAL	150		11	1		7.3		1	1	1.2				8.5	1		165
PM TOTAL	262		12			4.3		1	1	.7				5.1			276
DAY TOTAL	412		23	1		5.4		2	2	.9				6.3	1		441
														2-AXLE EQUIVALENT			447

STATE OF WASHINGTON - DEPARTMENT OF TRANSPORTATION  
 TRIPS SYSTEM  
 HOURLY TRAFFIC CLASSIFICATION SUMMARY

SR 014 R101249 MP 000.00 OFF SYSTEM ID. LEG 2 DIRECTION OF TRAFFIC WESTBOUND LANE ALL OF  
 COUNT IDENTIFIER 13-003 COUNTER NUMBER 397056 DESCRIPTION: ON SR 14 WB OFF RAMP TO NW 6TH AVE

09-27-13		CARS PICKUPS	SINGLE UNITS				SINGLE UNIT %	DOUBLE UNITS			DOUBLE UNIT %	TRAINS			TRAIN %	TRUCK %	CLASS UNKNOWN	TOTAL VEHICLES
FRIDAY	AM HOURS		BUS	MED	HVY	4+		4-	5	6+		5-	6	7+				
	12 - 1	3															3	
	1 - 2	1															1	
	2 - 3																	
	3 - 4	1															1	
	4 - 5	1															1	
	5 - 6	13															13	
	6 - 7	8															8	
	7 - 8	21						1		4.5				4.5			22	
	8 - 9	22		1			4.2		1	4.2				8.3			24	
	9 - 10	12		2			14.3							14.3			14	
	10 - 11	35		3			7.7		1	2.6				10.3			39	
	11 - 12	23		2			8.0							8.0			25	
	PM HOURS																	
	12 - 1	21		1			4.5							4.5			22	
	1 - 2	33															33	
	2 - 3	17		1			5.3		1	5.3				10.5			19	
	3 - 4	27		2			6.9							6.9			29	
	4 - 5	33		4			10.5		1	2.6				13.2			38	
	5 - 6	31															31	
	6 - 7	25		1			3.8							3.8			26	
	7 - 8	23															23	
	8 - 9	14		1			6.7							6.7			15	
	9 - 10	10															10	
	10 - 11	9															9	
	11 - 12	6															6	
-----																		
AM TOTAL		140		8			5.3		1	2				7.3			151	
PM TOTAL		249		10			3.8		2					4.6			261	
DAY TOTAL		389		18			4.4		3	2				5.6			412	
														2-AXLE EQUIVALENT			418	



STATE OF WASHINGTON - DEPARTMENT OF TRANSPORTATION  
 TRIPS SYSTEM  
 HOURLY TRAFFIC CLASSIFICATION SUMMARY

SR 014 R101249 MP 000.00 OFF SYSTEM ID. LEG 2 DIRECTION OF TRAFFIC WESTBOUND LANE ALL OF  
 COUNT IDENTIFIER 13-003 COUNTER NUMBER 397056 DESCRIPTION: ON SR 14 WB OFF RAMP TO NW 6TH AVE

09-28-13 SATURDAY AM HOURS	CARS PICKUPS	SINGLE UNITS				SINGLE UNIT %	DOUBLE UNITS			DOUBLE UNIT %	TRAINS			TRAIN %	TRUCK %	CLASS UNKNOWN	TOTAL VEHICLES
		BUS	MED	HVY	4+		4-	5	6+		5-	6	7+				
12 - 1	2																2
1 - 2	4																4
2 - 3	5																5
3 - 4	1							1	50.0					50.0			2
4 - 5	1																1
5 - 6	7																7
6 - 7	8																8
7 - 8	10																10
8 - 9	13																13
9 - 10	20			1		4.8								4.8			21
10 - 11	24			1		4.0								4.0			25
11 - 12	35			1	1	5.4								5.4			37
PM HOURS																	
12 - 1	37			1		2.6								2.6			38
1 - 2	29			1		3.2		1	3.2					6.5			31
2 - 3	39			2		4.8		1	2.4					7.1			42
3 - 4	20			2		8.7		1	4.3					13.0			23
4 - 5	27																27
5 - 6	27			1		3.6								3.6			28
6 - 7	17																17
7 - 8	11			1		8.3								8.3			12
8 - 9	8																8
9 - 10	13																13
10 - 11	6							1	14.3					14.3			7
11 - 12	1			1		50.0								50.0			2
AM TOTAL	130			3	1	3.0		1	.7					3.7			135
PM TOTAL	235			8	1	3.6		3	1.6					5.2			248
DAY TOTAL	365			11	2	3.4		3	1.3					4.7			383
														2-AXLE EQUIVALENT			390

DOT-RN8505A-B

STATE OF WASHINGTON - DEPARTMENT OF TRANSPORTATION  
 TRIPS SYSTEM  
 HOURLY TRAFFIC CLASSIFICATION SUMMARY

DATE 10/01/13  
 TIME 12:55:39  
 PAGE 135

SR 014.R101249 MP 000.00 OFF SYSTEM ID. LEG 2 DIRECTION OF TRAFFIC WESTBOUND LANE ALL OF  
 COUNT IDENTIFIER 13-003 COUNTER NUMBER 397056 DESCRIPTION: ON SR 14 WB OFF RAMP TO NW 6TH AVE

09-29-13 SUNDAY		CARS PICKUPS	SINGLE UNITS				SINGLE UNIT %	DOUBLE UNITS			DOUBLE UNIT %	TRAINS			TRAIN %	TRUCK %	CLASS UNKNOWN	TOTAL VEHICLES
AM HOURS	BUS		MED	HVY	4+	4-		5	6+	5-		6	7+					
12 - 1		3																3
1 - 2		3																3
2 - 3		4																4
3 - 4		2																2
4 - 5																		
5 - 6		3																3
6 - 7		2																2
7 - 8		2																2
8 - 9		7		2			22.2								22.2			9
9 - 10		18																18
10 - 11		11		2			15.4								15.4			13
11 - 12		16																16
PM HOURS																		
12 - 1		23																23
1 - 2		19		1			5.0								5.0			20
2 - 3		22		1			4.3								4.3			23
3 - 4		16		1			5.9								5.9			17
4 - 5		20		1			4.8								4.8			21
5 - 6		21		1	1		8.7								8.7			23
6 - 7		17		1			5.6								5.6			18
7 - 8		11																11
8 - 9		9																9
9 - 10		7		1			12.5								12.5			8
10 - 11		7		1			12.5								12.5			8
11 - 12		3																3
AM TOTAL		71		4			5.3								5.3			75
PM TOTAL		175		8	1		4.9								4.9			184
DAY TOTAL		246		12	1		5.0								5.0			259
																	2-AXLE EQUIVALENT	260

STATE OF WASHINGTON - DEPARTMENT OF TRANSPORTATION  
 TRIPS SYSTEM  
 HOURLY TRAFFIC CLASSIFICATION SUMMARY

SR 014 R101249 MP 000.00 OFF SYSTEM ID. LEG 2 DIRECTION OF TRAFFIC WESTBOUND LANE ALL OF  
 COUNT IDENTIFIER 13-003 COUNTER NUMBER 397056 DESCRIPTION: ON SR 14 WB OFF RAMP TO NW 6TH AVE

09-30-13													TOTAL				
MONDAY	CARS	SINGLE UNITS				SINGLE	DOUBLE UNITS			DOUBLE	TRAINS			TRAIN	TRUCK	CLASS	TOTAL
AM HOURS	PICKUPS	BUS	MED	HVY	4+	UNIT %	4-	5	6+	UNIT %	5-	6	7+	%	%	UNKNOWN	VEHICLES
12 - 1	1																1
1 - 2			1			100.0									100.0		1
2 - 3	1																1
3 - 4	1																1
4 - 5																	
5 - 6	11		2			15.4									15.4		13
6 - 7	17							1		5.6					5.6		18
7 - 8	34																34
8 - 9	24		1			4.0									4.0		25
9 - 10	13		2			13.3									13.3		15
10 - 11	23		2	1		11.5									11.5		26
11 - 12	19		2			9.5									9.5		21
PM HOURS																	
12 - 1																	
1 - 2																	
2 - 3																	
3 - 4																	
4 - 5																	
5 - 6																	
6 - 7																	
7 - 8																	
8 - 9																	
9 - 10																	
10 - 11																	
11 - 12																	
AM TOTAL		144	10	1		7.1		1		.6					7.7		156
PM TOTAL																	
DAY TOTAL		144	10	1		7.1		1		.6					7.7		156
																2-AXLE EQUIVALENT	159

09-23-13 THRU 09-30-13

AVERAGE WEEKDAY CLASSIFICATION VOLUMES \*\*\*\*\*

	CARS	SINGLE UNITS				SINGLE	DOUBLE UNITS			DOUBLE	TRAINS			TRAIN	TRUCK	CLASS	TOTAL
AVG WEEKDAY	PICKUPS	BUS	MED	HVY	4+	UNIT %	4-	5	6+	UNIT %	5-	6	7+	%	%	UNKNOWN	VEHICLES
VOLUME	395		20	1		5.0	2	1		.7			1	.2	5.9	2	423
																AND 2-AXLE EQUIVALENT	428

TOTAL HOURS FOR COUNT 96  
 3 DAYS FACTOR GROUP P06  
 AVG WEEKDAY VOL 423 X SEASONAL ADJ. FACTOR 0.8900 = ESTIMATED AVG DAILY TRAFFIC 376

0.9883

PEAK HOUR PERCENTAGES: K = 10.40 D = 100.00 T = 2.27  
 PEAK HOUR LOCATION : VOLUME = 44 DATE: 09/25/13 TIME: 04:00 PM