



pu

Interval  60 min.  15 min.  
 Binned(CL/SP)  Count(volume)  
Lane No.  1  2

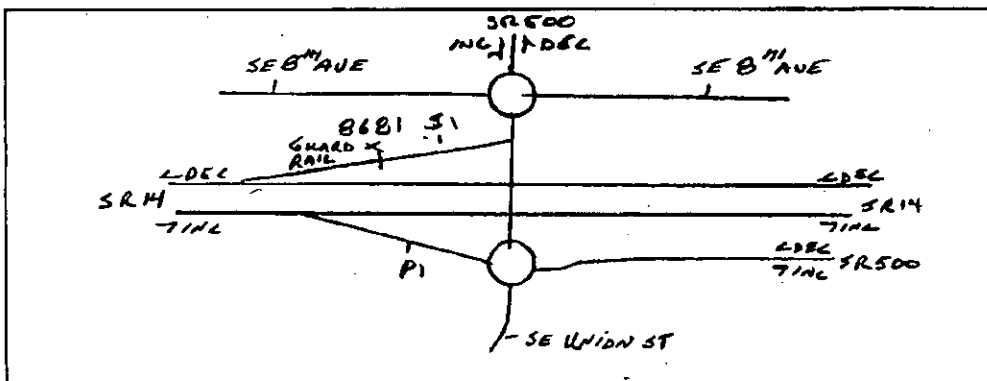
Direction Channel 1 \_\_\_\_\_  
Direction Channel 2 \_\_\_\_\_  
Unique ID# \_\_\_\_\_

Counter No. 178681 Count ID ATR  
SR 14 RRT/RRQ S1 01410 MP 0.00  
Leg 2 Direction WB OSID \_\_\_\_\_

Station Description \_ ON SR 14 WB ON RAMP FROM SR 500 / SE B<sup>TH</sup> AVE ROUND ABOUT

Date	Day	Time	Comments
4-20-15	2	10:42	Manual (1) <u>5</u> (2) _____ Counter (1) <u>5</u> (2) _____ SET CNTR OK BS/JDM
4-21	3	08:50	Manual (1) <u>17</u> (2) _____ Counter (1) <u>17</u> (2) _____ CHK CNTR OK BS/JDM
4-22	4	08:42	Manual (1) <u>13</u> (2) _____ Counter (1) <u>13</u> (2) _____ CHK CNTR OK BS/JDM
4-23	5	08:44	Manual (1) <u>27</u> (2) _____ Counter (1) <u>27</u> (2) _____ CHK CNTR OK BS/JDM
4-24	6	07:20	Manual (1) <u>1</u> (2) _____ Counter (1) <u>1</u> (2) _____ P.U. CNTR OK BS/JDM

Sketch



B. JOHNSON / J. MYDLAR  
Field Person

DOT-RNB515A-B

STATE OF WASHINGTON - DEPARTMENT OF TRANSPORTATION  
TRIPSSYSTEM  
15 MINUTE TRAFFIC COUNT SUMMARY

DATE 04/29/15  
TIME 10:24:30  
PAGE 7

SR 014 5101410 MP 000.00 OFF SYSTEM ID. LEG 2 DIRECTION OF TRAFFIC WESTBOUND LANE ALL OF

COUNT IDENTIFIER ATR COUNTER NUMBER 178681 DESCRIPTION: ON SR 14 WB ON RAMP FROM SR 500

04/20/15 MONDAY	AM HOURS												PM HOURS												DAILY TOTAL
	12	1	2	3	4	5	6	7	8	9	10	11	12	1	2	3	4	5	6	7	8	9	10	11	
00-15	12	1	2	3	4	5	6	7	8	9	10	11	12	1	2	3	4	5	6	7	8	9	10	11	12
15-30	1	2	3	4	5	6	7	8	9	10	11	12	1	2	3	4	5	6	7	8	9	10	11	12	
30-45	1	2	3	4	5	6	7	8	9	10	11	12	1	2	3	4	5	6	7	8	9	10	11	12	
45-00	1	2	3	4	5	6	7	8	9	10	11	12	1	2	3	4	5	6	7	8	9	10	11	12	
TOT	12	11	10	9	8	7	6	5	4	3	2	1	1	2	3	4	5	6	7	8	9	10	11	12	
	AM PEAK HOUR 1045 TO 1145 VOLUME 220												PM PEAK HOUR 0100 TO 0200 VOLUME 294												AM TOTAL 267
	PM PEAK HOUR 0100 TO 0200 VOLUME 294																								PM TOTAL 1938

04/21/15 TUESDAY	AM HOURS												PM HOURS												DAILY TOTAL
	12	1	2	3	4	5	6	7	8	9	10	11	12	1	2	3	4	5	6	7	8	9	10	11	
00-15	12	1	2	3	4	5	6	7	8	9	10	11	12	1	2	3	4	5	6	7	8	9	10	11	12
15-30	1	2	3	4	5	6	7	8	9	10	11	12	1	2	3	4	5	6	7	8	9	10	11	12	
30-45	1	2	3	4	5	6	7	8	9	10	11	12	1	2	3	4	5	6	7	8	9	10	11	12	
45-00	1	2	3	4	5	6	7	8	9	10	11	12	1	2	3	4	5	6	7	8	9	10	11	12	
TOT	13	17	17	26	36	52	166	290	293	298	245	242	241	241	217	244	243	238	197	134	97	78	58	46	25
	AM PEAK HOUR 0630 TO 0730 VOLUME 307												PM PEAK HOUR 1215 TO 0115 VOLUME 256												AM TOTAL 1919
	PM PEAK HOUR 1215 TO 0115 VOLUME 256																								PM TOTAL 1818

04/22/15 WEDNESDAY	AM HOURS												PM HOURS												DAILY TOTAL
	12	1	2	3	4	5	6	7	8	9	10	11	12	1	2	3	4	5	6	7	8	9	10	11	
00-15	12	1	2	3	4	5	6	7	8	9	10	11	12	1	2	3	4	5	6	7	8	9	10	11	12
15-30	1	2	3	4	5	6	7	8	9	10	11	12	1	2	3	4	5	6	7	8	9	10	11	12	
30-45	1	2	3	4	5	6	7	8	9	10	11	12	1	2	3	4	5	6	7	8	9	10	11	12	
45-00	1	2	3	4	5	6	7	8	9	10	11	12	1	2	3	4	5	6	7	8	9	10	11	12	
TOT	21	11	14	36	47	181	290	279	296	253	271	242	232	300	212	225	263	204	164	103	94	66	53	36	
	AM PEAK HOUR 0630 TO 0730 VOLUME 310												PM PEAK HOUR 0100 TO 0200 VOLUME 300												AM TOTAL 1941
	PM PEAK HOUR 0100 TO 0200 VOLUME 300																								PM TOTAL 1952

SR 014 S101410 MP 000.00 OFF SYSTEM ID. LEG 2 DIRECTION OF TRAFFIC WESTBOUND LANE ALL OF

COUNT IDENTIFIER ATR COUNTER NUMBER 178681 DESCRIPTION: ON SR 14 WB ON RAMP FROM SR 500

04/23/15 THURSDAY	AM HOURS												PM HOURS												DAILY TOTAL
	1	2	3	4	5	6	7	8	9	10	11	12	1	2	3	4	5	6	7	8	9	10	11	12	
12	1	2	3	4	5	6	7	8	9	10	11	12	1	2	3	4	5	6	7	8	9	10	11	12	1943
TOT	17	18	25	30	44	185	261	314	259	289	247	254	228	210	241	242	232	214	168	95	66	63	39	17	3758

AM PEAK HOUR 0700 TO 0800 VOLUME 314  
 PM PEAK HOUR 0315 TO 0415 VOLUME 247

04/24/15 FRIDAY	AM HOURS												PM HOURS												DAILY TOTAL
	1	2	3	4	5	6	7	8	9	10	11	12	1	2	3	4	5	6	7	8	9	10	11	12	
12	1	2	3	4	5	6	7	8	9	10	11	12	1	2	3	4	5	6	7	8	9	10	11	12	656
TOT	29	13	13	38	51	152	274	86	307	0	0	0	0	0	0	0	0	0	0	0	0	0	0	0	656

AM PEAK HOUR 0615 TO 0715 VOLUME 307  
 PM PEAK HOUR 0000 TO 0000 VOLUME 0

04/20/15 THRU 04/24/15 TOTAL HOURS FOR COUNT 91  
 3 DAYS AVG WEEKDAY VOL 3796 X SEASONAL ADJ. FACTOR 0.9400 = 3568 X AXLE CORR FACTOR 0.9507 = ESTIMATED AVG DAILY TRAFFIC 3392  
 PEAK HOUR PERCENTAGES: K = 8.27 D = 100.00  
 PEAK HOUR LOCATION : VOLUME = 314 DATE: 04/23/15 TIME: 07:00 AM

NOTE: COUNT HIGH ?



RU

Interval  60 min.  15 min.  
 Binned(CL/SP)  Count(volume)  
 Lane No  1  2

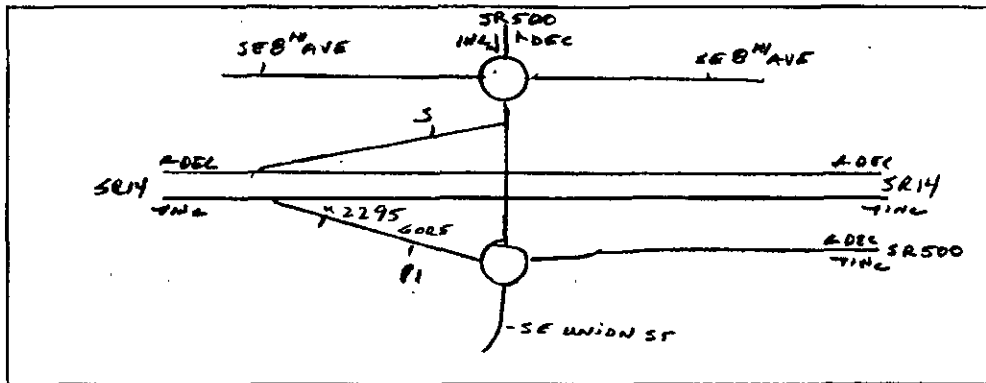
Direction Channel 1 \_\_\_\_\_  
 Direction Channel 2 \_\_\_\_\_  
 Unique ID# \_\_\_\_\_

Counter No. 172295 Count ID ATR  
 SR 14 RRT/RRQ P1 01430 MP 0.00  
 Leg 2 Direction EB OSID \_\_\_\_\_

Station Description ON SR 14 EB OFF RAMP TO SR 500 / SE Union St Round About

Date	Day	Time	Comments
4-20-15	2	10:20	Manual (1) <u>2</u> (2) _____ Counter (1) <u>2</u> (2) _____ SET CNTR OK BS/JDM
4-21	3	07:28	Manual (1) <u>15</u> (2) _____ Counter (1) <u>15</u> (2) _____ <u>NAIL GONE 726 - DN 728</u> CHK CNTR OK BS/JDM
4-22	4	07:26	Manual (1) <u>13</u> (2) _____ Counter (1) <u>13</u> (2) _____ CHK CNTR OK BS/JDM
4-23	5	07:23	Manual (1) <u>16</u> (2) _____ Counter (1) <u>16</u> (2) _____ CHK CNTR OK BS/JDM
4-24	6	06:22	Manual (1) <u>1</u> (2) _____ Counter (1) <u>1</u> (2) _____ P.U. CNTR OK BS/JDM

Sketch



B. JOHNSON / J. MYDLAR  
Field Person

DOT-RNBS15A-B

STATE OF WASHINGTON - DEPARTMENT OF TRANSPORTATION  
TRIP SYSTEM  
15 MINUTE TRAFFIC COUNT SUMMARY

DATE 06/29/15  
TIME 10:24:30  
PAGE 9

SR 014 P101430 MP 000.00 OFF SYSTEM ID. LEG 2 DIRECTION OF TRAFFIC EASTBOUND LANE ALL OF

COUNT IDENTIFIER ATR COUNTER NUMBER 172295 DESCRIPTION: ON SR 14 EB OFF RAMP TO SR 500

COUNT IDENTIFIER	ATR	AM HOURS												PM HOURS												DAILY TOTAL	
		1	2	3	4	5	6	7	8	9	10	11	12	1	2	3	4	5	6	7	8	9	10	11	12		
04/20/15	MONDAY	12	1	2	3	4	5	6	7	8	9	10	11	12	1	2	3	4	5	6	7	8	9	10	11	12	1682
00-15																											
15-30																											
30-45																											
45-00																											
TOT		93	268	248	241	279	319	226	6	1	1	1	1	1	1	1	1	1	1	1	1	1	1	1	1	1682	

*Tube UP*

AM PEAK HOUR 1100 TO 1200 VOLUME 268  
PM PEAK HOUR 0315 TO 0415 VOLUME 341

AM TOTAL 361  
PM TOTAL 1321

COUNT IDENTIFIER	ATR	AM HOURS												PM HOURS												DAILY TOTAL	
		1	2	3	4	5	6	7	8	9	10	11	12	1	2	3	4	5	6	7	8	9	10	11	12		
04/21/15	TUESDAY	12	1	2	3	4	5	6	7	8	9	10	11	12	1	2	3	4	5	6	7	8	9	10	11	12	3367
00-15																											
15-30																											
30-45																											
45-00																											
TOT		173	161	237	197	275	230	265	320	348	283	229	183	122	105	68	59	105	68	59	105	68	59	105	68	3367	

*Tube UP*

AM PEAK HOUR 1000 TO 1100 VOLUME 237  
PM PEAK HOUR 0345 TO 0445 VOLUME 352

AM TOTAL 880  
PM TOTAL 2487

COUNT IDENTIFIER	ATR	AM HOURS												PM HOURS												DAILY TOTAL	
		1	2	3	4	5	6	7	8	9	10	11	12	1	2	3	4	5	6	7	8	9	10	11	12		
04/22/15	WEDNESDAY	12	1	2	3	4	5	6	7	8	9	10	11	12	1	2	3	4	5	6	7	8	9	10	11	12	4006
00-15																											
15-30																											
30-45																											
45-00																											
TOT		46	21	22	19	42	62	110	200	202	194	202	233	269	275	269	304	388	314	274	183	146	113	68	50	4006	

AM PEAK HOUR 1100 TO 1200 VOLUME 233  
PM PEAK HOUR 0400 TO 0500 VOLUME 388

AM TOTAL 1353  
PM TOTAL 2653

DOT-RN8515A-8

STATE OF WASHINGTON - DEPARTMENT OF TRANSPORTATION  
TRIP SYSTEM  
15 MINUTE TRAFFIC COUNT SUMMARY

DATE 04/29/15  
TIME 10:24:30  
PAGE 10

SR 014 P101430 MP 000.00 OFF SYSTEM ID. LEG 2 DIRECTION OF TRAFFIC EASTBOUND LANE ALL OF

COUNT IDENTIFIER	ATR	COUNTER NUMBER	172295	DESCRIPTION: ON SR 14 EB OFF RAMP TO SR 500	AM PEAK HOUR 1000 TO 1100 VOLUME	PM PEAK HOUR 0400 TO 0500 VOLUME	AM TOTAL	PM TOTAL	DAILY TOTAL																
04/23/15 THURSDAY																									
12	1	2	3	4	5	6	7	8	9	10	11	12	DAILY TOTAL												
	1	2	3	4	5	6	7	8	9	10	11	12													
00-15	13	5	1	9	11	13	24	46	50	25	55	48	67	56	76	96	89	72	73	48	40	19	21	15	
15-30	10	13	4	7	10	10	35	54	37	50	50	50	51	50	62	88	76	74	76	42	35	24	11	15	
30-45	14	9	6	9	24	29	57	49	80	55	43	55	77	77	59	94	74	74	48	35	31	26	11	21	
45-00	5	2	15	11	30	31	52	36	33	33	66	61	61	61	78	82	92	73	53	37	27	19	11	19	
TOT	42	29	11	32	32	77	119	209	172	188	249	207	234	244	275	339	351	293	250	162	133	86	58	66	3858

04/24/15 FRIDAY	AM HOURS	PM HOURS	AM PEAK HOUR 0515 TO 0615 VOLUME	PM PEAK HOUR 0000 TO 0000 VOLUME	AM TOTAL	PM TOTAL	DAILY TOTAL						
12	1	2	3	4	5	6	7	8	9	10	11	12	DAILY TOTAL
	1	2	3	4	5	6	7	8	9	10	11	12	
00-15	10	10	6	8	9	14	28						
15-30	8	4	4	5	3	10							
30-45	11	13	5	8	6	15							
45-00	11	12	7	17	25								
TOT	40	39	36	28	35	64	28						270

04/20/15 THRU 04/24/15 TOTAL HOURS FOR COUNT 90

2 3 DAYS 3932 AVG WEEKDAY VOL 3744 X SEASONAL ADJ FACTOR 0.9400 = 3519 X AXLE CORR FACTOR 0.9507 = ESTIMATED AVG DAILY TRAFFIC 3346

PEAK HOUR PERCENTAGES: K = 10.36 D = 100.00

PEAK HOUR LOCATION : VOLUME = 388 DATE: 04/22/15 TIME: 04:00 PM

NOTE: COUNT HIGH?



Ru

Interval  60 min.  15 min.  
 Binned(CL/SP)  Count(volume)  
Lane No  1  2

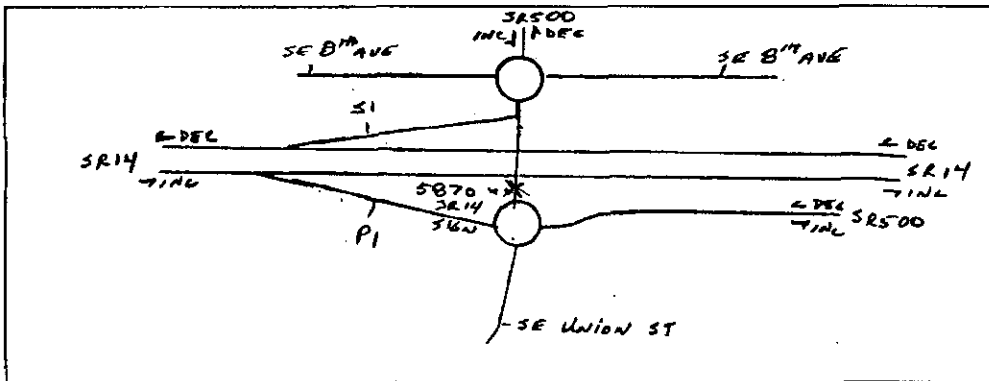
Direction Channel 1 \_\_\_\_\_  
Direction Channel 2 \_\_\_\_\_  
Unique ID# \_\_\_\_\_

Counter No. 175870 Count ID ATR  
SR 500 RRT/RRQ MP 20.40  
Leg 1 Direction SR OSID \_\_\_\_\_

Station Description - ON SR 500 N/D SR 14 EB OFF RAMP/SE Union ST ROUND ABOUT

Date	Day	Time	Comments
4-20-15	2	10:27	Manual (1) <u>2</u> (2) _____ Counter (1) <u>2</u> (2) _____ SET CNTR OK BS/JDM
4-21	3	08:08	Manual (1) <u>4</u> (2) _____ Counter (1) <u>4</u> (2) _____ CHK CNTR OK BS/JDM
4-22	4	08:06	Manual (1) <u>1</u> (2) _____ Counter (1) <u>1</u> (2) _____ CHK CNTR OK BS/JDM
4-23	5	08:11	Manual (1) <u>12</u> (2) _____ Counter (1) <u>12</u> (2) _____ CHK CNTR OK BS/JDM
4-24	6	06:50	Manual (1) <u>1</u> (2) _____ Counter (1) <u>1</u> (2) _____ P.U. CNTR OK BS/JDM

Sketch



North

B. Johnson / J. Mydlar  
Field Person



RW

Interval  60 min.  15 min.  
 Binned(CL/SP)  Count(volume)  
 Lane No  1  2

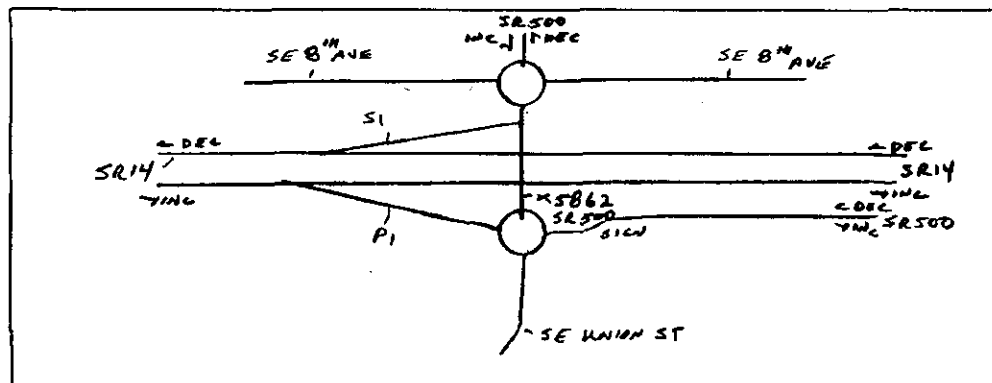
Direction Channel 1 \_\_\_\_\_  
 Direction Channel 2 \_\_\_\_\_  
 Unique ID# \_\_\_\_\_

Counter No. 175862 Count ID ATR  
 SR 500 RRT/RRQ MP 20-40  
 Leg 1 Direction NR OSID \_\_\_\_\_

Station Description ON SR 500 N/O SR 14 EB OFF RAMP/SE UNION ST ROUND ABOUT

Date	Day	Time	Comments
4-20-15	2	10:25	Manual (1) <u>5</u> (2) _____ Counter (1) <u>5</u> (2) _____ SET CNTR OK BS/JDM
4-21	3	08:08	Manual (1) <u>2</u> (2) _____ Counter (1) <u>2</u> (2) _____ CHK CNTR OK BS/JDM
4-22	4	08:06	Manual (1) <u>6</u> (2) _____ Counter (1) <u>6</u> (2) _____ CHK CNTR OK BS/JDM
4-23	5	08:11	Manual (1) <u>2</u> (2) _____ Counter (1) <u>2</u> (2) _____ CHK CNTR OK BS/JDM
4-24	6	06:49	Manual (1) <u>1</u> (2) _____ Counter (1) <u>1</u> (2) _____ P.L. CNTR OK BS/JDM

Sketch



North

B. JOHNSON / J. MYDLAR  
Field Person



SR 500 MP 020.40 OFF SYSTEM ID. LEG 1 DIRECTION OF TRAFFIC SOUTHBOUND LANE ALL OF

COUNT IDENTIFIER ATR COUNTER NUMBER 175870 DESCRIPTION: ON SR 500 N/O SR 14 EB OFF RAMP/SE UNION ST ROUNDABOUT

04/20/15 MONDAY	AM HOURS												PM HOURS												DAILY TOTAL
	1	2	3	4	5	6	7	8	9	10	11	12	1	2	3	4	5	6	7	8	9	10	11	12	
00-15	1	2	3	4	5	6	7	8	9	10	11	12	1	2	3	4	5	6	7	8	9	10	11	12	
15-30	1	2	3	4	5	6	7	8	9	10	11	12	1	2	3	4	5	6	7	8	9	10	11	12	
30-45	1	2	3	4	5	6	7	8	9	10	11	12	1	2	3	4	5	6	7	8	9	10	11	12	
45-00	1	2	3	4	5	6	7	8	9	10	11	12	1	2	3	4	5	6	7	8	9	10	11	12	
TOT	12	12	12	12	12	12	12	12	12	12	12	12	12	12	12	12	12	12	12	12	12	12	12	12	608

AM PEAK HOUR 1045 TO 1145 VOLUME 41  
PM PEAK HOUR 0300 TO 0400 VOLUME 78

04/21/15 TUESDAY	AM HOURS												PM HOURS												DAILY TOTAL
	1	2	3	4	5	6	7	8	9	10	11	12	1	2	3	4	5	6	7	8	9	10	11	12	
00-15	1	2	3	4	5	6	7	8	9	10	11	12	1	2	3	4	5	6	7	8	9	10	11	12	
15-30	1	2	3	4	5	6	7	8	9	10	11	12	1	2	3	4	5	6	7	8	9	10	11	12	
30-45	1	2	3	4	5	6	7	8	9	10	11	12	1	2	3	4	5	6	7	8	9	10	11	12	
45-00	1	2	3	4	5	6	7	8	9	10	11	12	1	2	3	4	5	6	7	8	9	10	11	12	
TOT	3	3	3	3	3	3	3	3	3	3	3	3	3	3	3	3	3	3	3	3	3	3	3	3	719

AM PEAK HOUR 1045 TO 1145 VOLUME 54  
PM PEAK HOUR 0415 TO 0515 VOLUME 78

04/22/15 WEDNESDAY	AM HOURS												PM HOURS												DAILY TOTAL
	1	2	3	4	5	6	7	8	9	10	11	12	1	2	3	4	5	6	7	8	9	10	11	12	
00-15	1	2	3	4	5	6	7	8	9	10	11	12	1	2	3	4	5	6	7	8	9	10	11	12	
15-30	1	2	3	4	5	6	7	8	9	10	11	12	1	2	3	4	5	6	7	8	9	10	11	12	
30-45	1	2	3	4	5	6	7	8	9	10	11	12	1	2	3	4	5	6	7	8	9	10	11	12	
45-00	1	2	3	4	5	6	7	8	9	10	11	12	1	2	3	4	5	6	7	8	9	10	11	12	
TOT	6	6	6	6	6	6	6	6	6	6	6	6	6	6	6	6	6	6	6	6	6	6	6	6	731

AM PEAK HOUR 0930 TO 1030 VOLUME 54  
PM PEAK HOUR 0445 TO 0545 VOLUME 63

STATE OF WASHINGTON - DEPARTMENT OF TRANSPORTATION  
TRIP SYSTEM  
15 MINUTE TRAFFIC COUNT SUMMARY

SR 500 MP 020.40 OFF SYSTEM ID. LEG 1 DIRECTION OF TRAFFIC SOUTHBOUND LANE ALL OF

COUNT IDENTIFIER ATR COUNTER NUMBER 175870 DESCRIPTION: ON SR 500 N/O SR 14 EB OFF RAMP/SE UNION ST ROUNDABOUT

TIME	COUNT	AM HOURS												PM HOURS												DAILY TOTAL
		1	2	3	4	5	6	7	8	9	10	11	12	1	2	3	4	5	6	7	8	9	10	11	12	
04/23/15 THURSDAY	12	1	2	3	4	5	6	7	8	9	10	11	12	1	2	3	4	5	6	7	8	9	10	11	12	
00-15	1	1	3	4	5	7	8	10	12	13	10	10	10	13	9	18	16	15	10	10	14	5	3	2	2	
15-30	1	1	1	1	1	2	2	3	4	5	6	8	9	9	21	14	15	10	10	14	5	6	2	1	2	
30-45																										
45-00																										
HOUR																										
TOT	1	1	6	6	9	22	27	31	37	29	44	35	60	52	87	65	42	40	30	26	11	15	6		680	
											AM PEAK HOUR 1100 TO 1200 VOLUME 44											AM TOTAL 213				
											PM PEAK HOUR 0300 TO 0400 VOLUME 87											PM TOTAL 467				

TIME	COUNT	AM HOURS												PM HOURS												DAILY TOTAL
		1	2	3	4	5	6	7	8	9	10	11	12	1	2	3	4	5	6	7	8	9	10	11	12	
04/24/15 FRIDAY	12	1	2	3	4	5	6	7	8	9	10	11	12	1	2	3	4	5	6	7	8	9	10	11	12	
00-15	1	1	3	4	5	7	8	10	12	13	10	10	10	13	9	18	16	15	10	10	14	5	3	2	2	
15-30	1	1	1	1	1	2	2	3	4	5	6	8	9	9	21	14	15	10	10	14	5	6	2	1	2	
30-45																										
45-00																										
HOUR																										
TOT	5	3	1	9	5	12																				35
											AM PEAK HOUR 0545 TO 0645 VOLUME 14											AM TOTAL 35				
											PM PEAK HOUR 0000 TO 0000 VOLUME 0											PM TOTAL 0				

04/20/15 THRU 04/24/15 TOTAL HOURS FOR COUNT 90  
3 DAYS AVG WEEKDAY VOL 710 X SEASONAL ADJ. FACTOR 0.9900 = 703 X AXLE CORR FACTOR 0.9810 = ESTIMATED AVG DAILY TRAFFIC 690  
FACTOR GROUP CB-02  
FACTOR GROUP GR-B2

DOT-RNB515A-B

STATE OF WASHINGTON - DEPARTMENT OF TRANSPORTATION  
TRIP SYSTEM  
15 MINUTE TRAFFIC COUNT SUMMARY

DATE 04/29/15  
TIME 10:24:30  
PAGE 37

SR 500 MP 020.40 OFF SYSTEM ID. LEG 1 DIRECTION OF TRAFFIC NORTHBOUND LANE ALL OF

COUNT IDENTIFIER ATR COUNTER NUMBER 175862 DESCRIPTION: ON SR 500 W/O SR 14 EB OFF RAMP/SE UNION ST ROUNDABOUT

COUNT IDENTIFIER	ATR	AM HOURS												PM HOURS	DAILY TOTAL												
		1	2	3	4	5	6	7	8	9	10	11	12														
04/20/15 MONDAY		1	2	3	4	5	6	7	8	9	10	11	12	1	1	2	3	4	5	6	7	8	9	10	11	12	1987
00-15																											
15-30																											
30-45																											
45-00																											
TOT		12	12	12	12	12	12	12	12	12	12	12	12	12	12	12	12	12	12	12	12	12	12	12	12	12	1987

AM PEAK HOUR 1100 TO 1200 VOLUME 216  
PM PEAK HOUR 0430 TO 0530 VOLUME 234

AM TOTAL 312  
PM TOTAL 1675

COUNT IDENTIFIER	ATR	AM HOURS												PM HOURS	DAILY TOTAL												
		1	2	3	4	5	6	7	8	9	10	11	12														
04/21/15 TUESDAY		1	2	3	4	5	6	7	8	9	10	11	12	1	1	2	3	4	5	6	7	8	9	10	11	12	2729
00-15																											
15-30																											
30-45																											
45-00																											
TOT		12	12	12	12	12	12	12	12	12	12	12	12	12	12	12	12	12	12	12	12	12	12	12	12	12	2729

AM PEAK HOUR 1100 TO 1200 VOLUME 176  
PM PEAK HOUR 0330 TO 0430 VOLUME 215

AM TOTAL 1143  
PM TOTAL 1586

COUNT IDENTIFIER	ATR	AM HOURS												PM HOURS	DAILY TOTAL												
		1	2	3	4	5	6	7	8	9	10	11	12														
04/22/15 WEDNESDAY		1	2	3	4	5	6	7	8	9	10	11	12	1	1	2	3	4	5	6	7	8	9	10	11	12	2847
00-15																											
15-30																											
30-45																											
45-00																											
TOT		12	12	12	12	12	12	12	12	12	12	12	12	12	12	12	12	12	12	12	12	12	12	12	12	12	2847

AM PEAK HOUR 0945 TO 1045 VOLUME 190  
PM PEAK HOUR 1230 TO 0130 VOLUME 229

AM TOTAL 1145  
PM TOTAL 1702

DOT-RNB515A-B

STATE OF WASHINGTON - DEPARTMENT OF TRANSPORTATION  
TRIP SYSTEM  
15 MINUTE TRAFFIC COUNT SUMMARY

DATE 04/29/15  
TIME 10:24:30  
PAGE 38

SR 500

MP 020.40

OFF SYSTEM ID.

LEG 1

DIRECTION OF TRAFFIC NORTHBOUND

LANE ALL OF

COUNT IDENTIFIER ATR

COUNTER NUMBER 175862

DESCRIPTION: ON SR 500 N/O SR 14 EB OFF RAMP/SE UNION ST ROUNDABOUT

04/23/15 THURSDAY	AM HOURS												PM HOURS												DAILY TOTAL	
	1	2	3	4	5	6	7	8	9	10	11	12	1	2	3	4	5	6	7	8	9	10	11	12		
12	1	2	3	4	5	6	7	8	9	10	11	12	1	2	3	4	5	6	7	8	9	10	11	12	1183	
1	2	3	4	5	6	7	8	9	10	11	12	1	2	3	4	5	6	7	8	9	10	11	12	1551		
00-15	12	1	2	3	4	5	6	7	8	9	10	11	12	1	2	3	4	5	6	7	8	9	10	11	12	307
15-30	1	2	3	4	5	6	7	8	9	10	11	12	1	2	3	4	5	6	7	8	9	10	11	12	0	
30-45	1	2	3	4	5	6	7	8	9	10	11	12	1	2	3	4	5	6	7	8	9	10	11	12	0	
45-00	1	2	3	4	5	6	7	8	9	10	11	12	1	2	3	4	5	6	7	8	9	10	11	12	0	
TOT	27	26	10	30	30	74	114	171	136	178	227	160	181	179	191	210	196	163	150	95	61	48	30	47	2734	

AM PEAK HOUR 1000 TO 1100 VOLUME 227  
PM PEAK HOUR 0300 TO 0400 VOLUME 210

AM TOTAL 1183  
PM TOTAL 1551

04/24/15 FRIDAY	AM HOURS												PM HOURS												DAILY TOTAL
	1	2	3	4	5	6	7	8	9	10	11	12	1	2	3	4	5	6	7	8	9	10	11	12	
12	1	2	3	4	5	6	7	8	9	10	11	12	1	2	3	4	5	6	7	8	9	10	11	12	307
1	2	3	4	5	6	7	8	9	10	11	12	1	2	3	4	5	6	7	8	9	10	11	12	0	
00-15	1	2	3	4	5	6	7	8	9	10	11	12	1	2	3	4	5	6	7	8	9	10	11	12	0
15-30	1	2	3	4	5	6	7	8	9	10	11	12	1	2	3	4	5	6	7	8	9	10	11	12	0
30-45	1	2	3	4	5	6	7	8	9	10	11	12	1	2	3	4	5	6	7	8	9	10	11	12	0
45-00	1	2	3	4	5	6	7	8	9	10	11	12	1	2	3	4	5	6	7	8	9	10	11	12	0
TOT	20	29	35	29	32	64	98	AM PEAK HOUR 0545 TO 0645 VOLUME 118 PM PEAK HOUR 0000 TO 0000 VOLUME 0	AM TOTAL 307 PM TOTAL 0																

04/20/15 THRU 04/24/15  
TOTAL HOURS FOR COUNT 90

3 DAYS  
AVG WEEKDAY VOL 2770 X SEASONAL ADJ. FACTOR 0.9900 = 2742 X AXLE CORR FACTOR 0.9810 = ESTIMATED AVG DAILY TRAFFIC 2690

2690

STATE OF WASHINGTON - DEPARTMENT OF TRANSPORTATION  
TRIP SYSTEM  
15 MINUTE TRAFFIC COUNT SUMMARY

DATE 04/29/15  
TIME 10:24:30  
PAGE 39

SR 500 MP 020.40 OFF SYSTEM ID. LEG 1 DIRECTION OF TRAFFIC BOTH WAYS LAWE ALL OF  
COUNT IDENTIFIER ATR COUNTER NUMBER 175862 DESCRIPTION: ON SR 500 N/O SR 14 EB OFF RAMP/SE UNION ST ROUNDABOUT

04/20/15 MONDAY	1	2	3	4	5	6	7	8	9	10	11	12	1	2	3	4	5	6	7	8	9	10	11	12	DAILY TOTAL	
00-15	12	1	2	3	4	5	6	7	8	9	10	11	12	1	2	3	4	5	6	7	8	9	10	11	12	12
15-30	1	2	3	4	5	6	7	8	9	10	11	12	1	2	3	4	5	6	7	8	9	10	11	12	12	
30-45	1	2	3	4	5	6	7	8	9	10	11	12	1	2	3	4	5	6	7	8	9	10	11	12	12	
45-00	1	2	3	4	5	6	7	8	9	10	11	12	1	2	3	4	5	6	7	8	9	10	11	12	12	
TOT	12	1	2	3	4	5	6	7	8	9	10	11	12	1	2	3	4	5	6	7	8	9	10	11	12	375
AM PEAK HOUR 1100 TO 1200 VOLUME	121												254	254												
PM PEAK HOUR 0345 TO 0445 VOLUME	121												254	254												
AM TOTAL	121												254	254												
PM TOTAL	121												254	254												

04/21/15 TUESDAY	1	2	3	4	5	6	7	8	9	10	11	12	1	2	3	4	5	6	7	8	9	10	11	12	DAILY TOTAL	
00-15	12	1	2	3	4	5	6	7	8	9	10	11	12	1	2	3	4	5	6	7	8	9	10	11	12	12
15-30	1	2	3	4	5	6	7	8	9	10	11	12	1	2	3	4	5	6	7	8	9	10	11	12	12	
30-45	1	2	3	4	5	6	7	8	9	10	11	12	1	2	3	4	5	6	7	8	9	10	11	12	12	
45-00	1	2	3	4	5	6	7	8	9	10	11	12	1	2	3	4	5	6	7	8	9	10	11	12	12	
TOT	27	31	39	32	52	63	152	195	203	166	213	228	274	219	215	251	277	206	170	146	99	76	64	50	3448	
AM PEAK HOUR 1100 TO 1200 VOLUME	203												166	213												
PM PEAK HOUR 0415 TO 0515 VOLUME	203												166	213												
AM TOTAL	203												166	213												
PM TOTAL	203												166	213												

04/22/15 WEDNESDAY	1	2	3	4	5	6	7	8	9	10	11	12	1	2	3	4	5	6	7	8	9	10	11	12	DAILY TOTAL	
00-15	12	1	2	3	4	5	6	7	8	9	10	11	12	1	2	3	4	5	6	7	8	9	10	11	12	12
15-30	1	2	3	4	5	6	7	8	9	10	11	12	1	2	3	4	5	6	7	8	9	10	11	12	12	
30-45	1	2	3	4	5	6	7	8	9	10	11	12	1	2	3	4	5	6	7	8	9	10	11	12	12	
45-00	1	2	3	4	5	6	7	8	9	10	11	12	1	2	3	4	5	6	7	8	9	10	11	12	12	
TOT	35	15	31	21	56	62	148	175	197	203	219	223	243	260	236	232	287	252	208	156	125	91	58	45	3578	
AM PEAK HOUR 0945 TO 1045 VOLUME	197												203	219												
PM PEAK HOUR 0400 TO 0500 VOLUME	197												203	219												
AM TOTAL	197												203	219												
PM TOTAL	197												203	219												

STATE OF WASHINGTON - DEPARTMENT OF TRANSPORTATION

TRIP SYSTEM

15 MINUTE TRAFFIC COUNT SUMMARY

SR 500	MP 020.40	OFF SYSTEM ID.	LEG 1	DIRECTION OF TRAFFIC BOTH WAYS	LANE ALL OF
COUNT IDENTIFIER	ATR	COUNTER NUMBER	DESCRIPTION: ON SR 500 N/O SR 14 EB OFF RAMP/SE UNION ST ROUNDABOUT		
<b>04/23/15 THURSDAY</b>					
				AM HOURS	
12	1	2	3	4	5
1	2	3	4	5	6
...	...	...	...	...	...
<b>PM HOURS</b>					
7	8	9	10	11	12
...	...	...	...	...	...
TOT	28	27	16	30	36
AM PEAK HOUR 1000 TO 1100 VOLUME	167	215	256	204	214
PM PEAK HOUR 0300 TO 0400 VOLUME	297	261	205	190	125
AM TOTAL	1396	1532	1187	877	596
PM TOTAL	2018	1758	1305	877	534

<b>04/24/15 FRIDAY</b>		AM HOURS		PM HOURS																							
		1	2	3	4	5	6	7	8	9	10	11	12	1	2	3	4	5	6	7	8	9	10	11	12	TOTAL	
00-15	8	5	10	9	12	23	35																				
15-30	2	3	1	11	8	4	30																				
30-45	10	12	15	4	5	20	45																				
45-00	5	9	12	6	16	22																					
HOUR	25	29	38	30	41	69	110																				
TOT	25	29	38	30	41	69	110																				342
AM PEAK HOUR 0545 TO 0645 VOLUME 132																											
PM PEAK HOUR 0000 TO 0000 VOLUME 0																											
AM TOTAL 342																											
PM TOTAL 0																											

04/20/15 THRU 04/24/15 90  
 TOTAL HOURS FOR COUNT  
 3 DAYS AVG WEEKDAY VOL 3480 X SEASONAL ADJ. FACTOR 0.9900 = 3445 X AXLE CORR FACTOR 0.9810 = ESTIMATED AVG DAILY TRAFFIC 3380  
 PEAK HOUR PERCENTAGES: K = 8.91 D = 83.55  
 PEAK HOUR LOCATION : VOLUME = 310 DATE: 04/21/15 TIME: 11:45 AM

NOTE: COUNT HIGH?



Ru

Interval  60 min.  15 min.  
 Binned(CL/SP)  Count(volume)  
Lane No  1  2

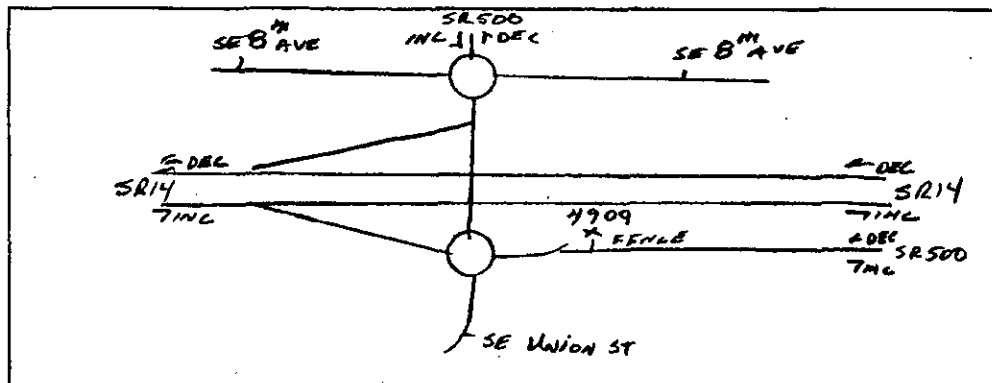
Direction Channel 1 \_\_\_\_\_  
Direction Channel 2 \_\_\_\_\_  
Unique ID# \_\_\_\_\_

Counter No. 174909 Count ID ATR  
SR 500 RRT/RRQ MP 20.40  
Leg 2 Direction WB OSID \_\_\_\_\_

Station Description ON SR 500 E/O SR 14 EB OFF RAMP/SE UNION ST ROUND ABOUT

Date	Day	Time	Comments
4-20-15	2	11:04	Manual (1) <u>2</u> (2) Counter (1) <u>2</u> (2) SET CNTR OK BS/JDM
4-21	3	08:16	Manual (1) <u>3</u> (2) Counter (1) <u>3</u> (2) CHK CNTR OK BS/JDM
4-22	4	08:12	Manual (1) <u>7</u> (2) Counter (1) <u>7</u> (2) CHK CNTR OK BS/JDM
4-23	5	07:30	Manual (1) <u>12</u> (2) Counter (1) <u>12</u> (2) CHK CNTR OK BS/JDM
4-24	6	06:53	Manual (1) <u>1</u> (2) Counter (1) <u>1</u> (2) P.U. CNTR OK BS/JDM

Sketch



B. Johnson / J. Mydlar  
Field Person



Ru

Interval  60 min.  15 min.  
 Binned(CL/SP)  Count(volume)  
 Lane No  1  2

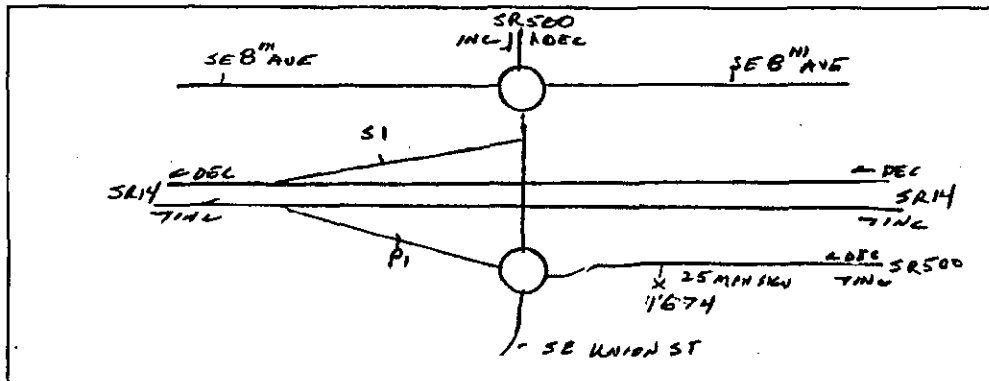
Direction Channel 1 \_\_\_\_\_  
 Direction Channel 2 \_\_\_\_\_  
 Unique ID# \_\_\_\_\_

Counter No. 171674 Count ID ATR  
 SR 500 RRT/RRQ MP 20.40  
 Leg 2 Direction EB OSID \_\_\_\_\_

Station Description \_ ON SR 500 E/O SR14 EB OFF RAMP/SE UNION ST ROUND ABOUT

Date	Day	Time	Comments
4-20-15	2	11:02	Manual (1) <u>2</u> (2) _____ Counter (1) <u>2</u> (2) _____ SET CNTR OK BS/SDM
4-21	3	08:16	Manual (1) <u>7</u> (2) _____ Counter (1) <u>7</u> (2) _____ CHK CNTR OK BS/SDM
4-22	4	08:12	Manual (1) <u>1</u> (2) _____ Counter (1) <u>1</u> (2) _____ CHK CNTR OK BS/SDM
4-23	5	07:30	Manual (1) <u>1</u> (2) _____ Counter (1) <u>1</u> (2) _____ CHK CNTR OK BS/SDM
4-24	6	06:54	Manual (1) <u>1</u> (2) _____ Counter (1) <u>1</u> (2) _____ P.U. CNTR OK BS/SDM

Sketch



B. JOHNSON / J. MYDLAR  
Field Person



SR 500 MP 020.40 OFF SYSTEM ID. LEG 2 DIRECTION OF TRAFFIC WESTBOUND LANE ALL OF

COUNT IDENTIFIER ATR COUNTER NUMBER 177909 DESCRIPTION: ON SR 500 E/O SR 14 EB OFF RAMP/SE UNION ST ROUNDABOUT

04/20/15 MONDAY	AM HOURS												PM HOURS												DAILY TOTAL
	1	2	3	4	5	6	7	8	9	10	11	12	1	2	3	4	5	6	7	8	9	10	11	12	
12	1	2	3	4	5	6	7	8	9	10	11	12	1	2	3	4	5	6	7	8	9	10	11	12	177
1	2	3	4	5	6	7	8	9	10	11	12	1	2	3	4	5	6	7	8	9	10	11	12	177	
TOT	17	26	30	31	44	34	49	32	24	20	6	6	17	26	30	31	44	34	49	32	24	20	6	6	319

AM PEAK HOUR 0000 TO 0000 VOLUME 0  
 PM PEAK HOUR 0500 TO 0600 VOLUME 49  
 AM TOTAL 17  
 PM TOTAL 302

04/21/15 TUESDAY	AM HOURS												PM HOURS												DAILY TOTAL
	1	2	3	4	5	6	7	8	9	10	11	12	1	2	3	4	5	6	7	8	9	10	11	12	
12	1	2	3	4	5	6	7	8	9	10	11	12	1	2	3	4	5	6	7	8	9	10	11	12	148
1	2	3	4	5	6	7	8	9	10	11	12	1	2	3	4	5	6	7	8	9	10	11	12	148	
TOT	13	14	20	24	26	41	35	25	23	30	37	24	13	14	20	24	26	41	35	25	23	30	37	24	385

AM PEAK HOUR 1100 TO 1200 VOLUME 41  
 PM PEAK HOUR 0400 TO 0500 VOLUME 37  
 AM TOTAL 148  
 PM TOTAL 237

04/22/15 WEDNESDAY	AM HOURS												PM HOURS												DAILY TOTAL
	1	2	3	4	5	6	7	8	9	10	11	12	1	2	3	4	5	6	7	8	9	10	11	12	
12	1	2	3	4	5	6	7	8	9	10	11	12	1	2	3	4	5	6	7	8	9	10	11	12	157
1	2	3	4	5	6	7	8	9	10	11	12	1	2	3	4	5	6	7	8	9	10	11	12	157	
TOT	2	1	1	1	3	3	6	8	8	8	8	8	2	1	1	1	3	3	6	8	8	8	8	8	270

AM PEAK HOUR 1100 TO 1200 VOLUME 39  
 PM PEAK HOUR 0445 TO 0545 VOLUME 49  
 AM TOTAL 157  
 PM TOTAL 270

DOT-RN8515A-8

STATE OF WASHINGTON - DEPARTMENT OF TRANSPORTATION  
TRIP SYSTEM  
15 MINUTE TRAFFIC COUNT SUMMARY

DATE 04/29/15  
TIME 10:24:30  
PAGE 42

SR 500 MP 020.40 OFF SYSTEM ID. LEG 2 DIRECTION OF TRAFFIC WESTBOUND LANE ALL OF

COUNT IDENTIFIER ATR COUNTER NUMBER 174909 DESCRIPTION: ON SR 500 E/O SR 14 EB OFF RAMP/SE UNION ST ROUNDABOUT

TIME	THURSDAY	AM HOURS	PM HOURS	DAILY TOTAL
00-15	1	1	1	2
15-30	2	2	2	4
30-45	1	1	1	2
45-00	2	2	2	4
TOT	6	6	6	12

AM PEAK HOUR 0915 TO 1015 VOLUME 39  
PM PEAK HOUR 0330 TO 0430 VOLUME 36

AM TOTAL 135  
PM TOTAL 243

TIME	FRIDAY	AM HOURS	PM HOURS	DAILY TOTAL
00-15	1	1	1	2
15-30	2	2	2	4
30-45	1	1	1	2
45-00	2	2	2	4
TOT	6	6	6	12

AM PEAK HOUR 0545 TO 0645 VOLUME 12  
PM PEAK HOUR 0000 TO 0000 VOLUME 0

AM TOTAL 24  
PM TOTAL 0

04/20/15 THRU 04/24/15  
TOTAL HOURS FOR COUNT 90

3 DAYS AVG WEEKDAY VOL 397 X SEASONAL ADJ. FACTOR 0.9900 = 393 X AXLE CORR FACTOR 0.9810 = ESTIMATED AVG DAILY TRAFFIC 386

FACTOR GROUP CB-02

FACTOR GROUP GR-82

SR 500 MP 020.40 OFF SYSTEM ID. LEG 2 DIRECTION OF TRAFFIC EASTBOUND LANE ALL OF  
 COUNT IDENTIFIER ATR COUNTER NUMBER 171674 DESCRIPTION: ON SR 500 E/O SR 14 EB OFF RAMP/SE UNION ST ROUNDABOUT

04/20/15 MONDAY	AM HOURS												PM HOURS												DAILY TOTAL	
	1	2	3	4	5	6	7	8	9	10	11	12	1	2	3	4	5	6	7	8	9	10	11	12		
00-15	1	2	3	4	5	6	7	8	9	10	11	12	1	2	3	4	5	6	7	8	9	10	11	12	1797	
15-30	1	2	3	4	5	6	7	8	9	10	11	12	1	2	3	4	5	6	7	8	9	10	11	12	106	
30-45	1	2	3	4	5	6	7	8	9	10	11	12	1	2	3	4	5	6	7	8	9	10	11	12	1693	
45-00	1	2	3	4	5	6	7	8	9	10	11	12	1	2	3	4	5	6	7	8	9	10	11	12	104	
TOT	12	1	2	3	4	5	6	7	8	9	10	11	12	1	2	3	4	5	6	7	8	9	10	11	12	268

04/21/15 TUESDAY

	AM HOURS												PM HOURS												DAILY TOTAL
	1	2	3	4	5	6	7	8	9	10	11	12	1	2	3	4	5	6	7	8	9	10	11	12	
00-15	1	2	3	4	5	6	7	8	9	10	11	12	1	2	3	4	5	6	7	8	9	10	11	12	2300
15-30	1	2	3	4	5	6	7	8	9	10	11	12	1	2	3	4	5	6	7	8	9	10	11	12	149
30-45	1	2	3	4	5	6	7	8	9	10	11	12	1	2	3	4	5	6	7	8	9	10	11	12	252
45-00	1	2	3	4	5	6	7	8	9	10	11	12	1	2	3	4	5	6	7	8	9	10	11	12	149
TOT	19	14	4	4	17	23	53	115	105	101	149	122	162	122	149	223	252	205	149	117	68	58	42	27	726

AM PEAK HOUR 1000 TO 1100 VOLUME 149  
 PM PEAK HOUR 0400 TO 0500 VOLUME 252

04/22/15 WEDNESDAY

	AM HOURS												PM HOURS												DAILY TOTAL
	1	2	3	4	5	6	7	8	9	10	11	12	1	2	3	4	5	6	7	8	9	10	11	12	
00-15	1	2	3	4	5	6	7	8	9	10	11	12	1	2	3	4	5	6	7	8	9	10	11	12	2377
15-30	1	2	3	4	5	6	7	8	9	10	11	12	1	2	3	4	5	6	7	8	9	10	11	12	129
30-45	1	2	3	4	5	6	7	8	9	10	11	12	1	2	3	4	5	6	7	8	9	10	11	12	254
45-00	1	2	3	4	5	6	7	8	9	10	11	12	1	2	3	4	5	6	7	8	9	10	11	12	129
TOT	23	12	7	7	3	24	38	108	122	115	113	129	143	163	164	216	251	228	175	102	104	72	32	27	700

AM PEAK HOUR 0745 TO 0845 VOLUME 129  
 PM PEAK HOUR 0415 TO 0515 VOLUME 254

DOT-RN8515A-B

STATE OF WASHINGTON - DEPARTMENT OF TRANSPORTATION  
TRIP SYSTEM  
15 MINUTE TRAFFIC COUNT SUMMARY

DATE 04/29/15  
TIME 10:24:30  
PAGE 44

SR 500 MP 020.40 OFF SYSTEM ID. LEG 2 DIRECTION OF TRAFFIC EASTBOUND LANE ALL OF

COUNT IDENTIFIER ATR COUNTER NUMBER 171674 DESCRIPTION: ON SR 500 E/O SR 14 EB OFF RAMP/SE UNION ST ROUNDABOUT

04/23/15 THURSDAY		AM HOURS												PM HOURS												DAILY TOTAL	
COUNT	IDENTIFIER	1	2	3	4	5	6	7	8	9	10	11	12	1	2	3	4	5	6	7	8	9	10	11	12		
12	1	1	2	3	4	5	6	7	8	9	10	11	12	1	2	3	4	5	6	7	8	9	10	11	12	125	
1	2	3	4	5	6	7	8	9	10	11	12	1	2	3	4	5	6	7	8	9	10	11	12				
00-15	1	2	4	1	10	4	19	28	14	30	33	35	36	33	64	63	48	39	31	28	17	13	6	125			
15-30	6	2	1	1	3	4	21	15	31	22	30	23	46	37	80	52	50	46	20	22	14	10	7	125			
30-45	3	3	3	5	5	16	31	30	35	23	28	34	45	40	56	73	52	35	20	22	14	11	8	125			
45-00	4	1	4	6	10	16	28	21	24	24	39	34	38	48	51	65	44	30	23	21	12	5	4	125			
HOUR		14	8	11	6	12	28	51	99	94	104	99	130	126	165	158	251	253	194	150	94	93	57	39	25	2261	
TOT																											

AM PEAK HOUR 1100 TO 1200 VOLUME 130  
PM PEAK HOUR 0400 TO 0500 VOLUME 253

AM TOTAL 656  
PM TOTAL 1605

04/24/15 FRIDAY		AM HOURS												PM HOURS												DAILY TOTAL	
COUNT	IDENTIFIER	1	2	3	4	5	6	7	8	9	10	11	12	1	2	3	4	5	6	7	8	9	10	11	12		
12	1	1	2	3	4	5	6	7	8	9	10	11	12	1	2	3	4	5	6	7	8	9	10	11	12	125	
1	2	3	4	5	6	7	8	9	10	11	12	1	2	3	4	5	6	7	8	9	10	11	12				
00-15	5	4	5	2	6	1	4	12	7	11	12	1	2	3	4	5	6	7	8	9	10	11	12	125			
15-30	7	4	3	2	6	8	15	12	12	10	11	12	1	2	3	4	5	6	7	8	9	10	11	12	125		
30-45	5	4	3	2	6	8	15	12	12	10	11	12	1	2	3	4	5	6	7	8	9	10	11	12	125		
45-00	9	4	3	1	4	9	15	12	12	10	11	12	1	2	3	4	5	6	7	8	9	10	11	12	125		
HOUR		26	14	11	7	12	24	31	40	40	40	40	40	40	40	40	40	40	40	40	40	40	40	40	40	40	
TOT																											

AM PEAK HOUR 0545 TO 0645 VOLUME 40  
PM PEAK HOUR 0000 TO 0000 VOLUME 0

AM TOTAL 125  
PM TOTAL 0

04/20/15 THRU 04/24/15  
TOTAL HOURS FOR COUNT 90

3 DAYS FACTOR GROUP CB-02  
AVG WEEKDAY VOL 2313 X SEASONAL ADJ. FACTOR 0.9900 = 2290 X AXLE CORR FACTOR 0.9810 = ESTIMATED AVG DAILY TRAFFIC 2246

DOT-RNBS15A-B

STATE OF WASHINGTON - DEPARTMENT OF TRANSPORTATION  
TRIP SYSTEM  
15 MINUTE TRAFFIC COUNT SUMMARY

DATE 04/29/15  
TIME 10:24:30  
PAGE 45

SR 500 MP 020.40 OFF SYSTEM ID. LEG 2 DIRECTION OF TRAFFIC BOTH WAYS LANE ALL OF  
COUNT IDENTIFIER ATR COUNTER NUMBER 171674 DESCRIPTION: ON SR 500 E/O SR 14 EB OFF RAMP/SE UNION ST ROUNDABOUT

04/20/15 MONDAY	AM HOURS												PM HOURS												DAILY TOTAL
	12	1	2	3	4	5	6	7	8	9	10	11	12	1	2	3	4	5	6	7	8	9	10	11	
12	1	2	3	4	5	6	7	8	9	10	11	12	1	2	3	4	5	6	7	8	9	10	11	12	121
TOT	AM PEAK HOUR 0000 TO 0000 VOLUME 121												PM PEAK HOUR 0430 TO 0530 VOLUME 284												2116

04/21/15 TUESDAY	AM HOURS												PM HOURS												DAILY TOTAL
	12	1	2	3	4	5	6	7	8	9	10	11	12	1	2	3	4	5	6	7	8	9	10	11	
12	1	2	3	4	5	6	7	8	9	10	11	12	1	2	3	4	5	6	7	8	9	10	11	12	121
TOT	AM PEAK HOUR 1000 TO 1100 VOLUME 125												PM PEAK HOUR 0400 TO 0500 VOLUME 289												2685

04/22/15 WEDNESDAY	AM HOURS												PM HOURS												DAILY TOTAL
	12	1	2	3	4	5	6	7	8	9	10	11	12	1	2	3	4	5	6	7	8	9	10	11	
12	1	2	3	4 <td>5</td> <td>6</td> <td>7</td> <td>8</td> <td>9</td> <td>10</td> <td>11</td> <td>12</td> <td>1</td> <td>2</td> <td>3</td> <td>4</td> <td>5</td> <td>6</td> <td>7</td> <td>8</td> <td>9</td> <td>10</td> <td>11</td> <td>12</td> <td>121</td>	5	6	7	8	9	10	11	12	1	2	3	4	5	6	7	8	9	10	11	12	121
TOT	AM PEAK HOUR 1100 TO 1200 VOLUME 142												PM PEAK HOUR 0415 TO 0515 VOLUME 301												2804

SR 500 MP 020.40

OFF SYSTEM ID.

LEG 2

DIRECTION OF TRAFFIC BOTH WAYS

LANE ALL OF

COUNT IDENTIFIER ATR COUNTER NUMBER 171674

DESCRIPTION: ON SR 500 E/O SR 14 EB OFF RAMP/SE UNION ST ROUNDABOUT

04/23/15 THURSDAY	AM HOURS												PM HOURS												DAILY TOTAL
	1	2	3	4	5	6	7	8	9	10	11	12	1	2	3	4	5	6	7	8	9	10	11	12	
12	1	2	3	4	5	6	7	8	9	10	11	12	1	2	3	4	5	6	7	8	9	10	11	12	149
1	2	3	4	5	6	7	8	9	10	11	12	1	2	3	4	5	6	7	8	9	10	11	12	1848	
00-15	1	2	4	1	1	6	21	33	15	36	38	46	41	41	70	72	60	47	32	31	18	13	6	149	
15-30	6	2	2	1	5	18	21	40	29	37	33	33	41	41	86	59	53	57	22	25	14	11	7	149	
30-45	3	5	3	5	6	22	34	33	44	33	35	39	55	51	66	78	57	41	20	23	15	12	8	149	
45-00	4	1	3	4	7	18	37	25	39	26	47	40	44	60	61	76	53	36	28	22	14	6	5	149	
TOT	14	10	12	6	13	32	64	113	108	138	124	157	158	193	283	285	227	177	102	101	61	42	26	2639	

AM PEAK HOUR 0915 TO 1015 VOLUME 159  
PM PEAK HOUR 0400 TO 0500 VOLUME 285

AM TOTAL 791  
PM TOTAL 1848

04/24/15 FRIDAY	AM HOURS												PM HOURS												DAILY TOTAL
	1	2	3	4	5	6	7	8	9	10	11	12	1	2	3	4	5	6	7	8	9	10	11	12	
12	1	2	3	4	5	6	7	8	9	10	11	12	1	2	3	4	5	6	7	8	9	10	11	12	149
1	2	3	4	5	6	7	8	9	10	11	12	1	2	3	4	5	6	7	8	9	10	11	12	149	
00-15	5	4	5	1	2	4																			149
15-30	8	6	3	3	6	2	16																		149
30-45	5	2	4	2	11	22																			149
45-00	9	6	3	1	5	10																			149
TOT	27	18	11	8	14	29	42																		149

AM PEAK HOUR 0545 TO 0645 VOLUME 52  
PM PEAK HOUR 0000 TO 0000 VOLUME 0

AM TOTAL 149  
PM TOTAL 0

04/20/15 THRU 04/24/15  
TOTAL HOURS FOR COUNT 90

3 DAYS  
 AVG WEEKDAY VOL 2709 X SEASONAL ADJ. FACTOR 0.9900 = 2682 X AXLE CORR FACTOR 0.9810 = ESTIMATED AVG DAILY TRAFFIC 2631  
 FACTOR GROUP CB-02  
 FACTOR GROUP GR-82  
 PEAK HOUR PERCENTAGES: K = 11.26 D = 84.26  
 PEAK HOUR LOCATION : VOLUME = 305 DATE: 04/20/15 TIME: 04:30 PM

NOTE: COUNT HIGH ?