



Interval 60 min. 15 min.
 Binned(CL/SP) Count(volume)
 Lane No 1 2

1 OF 2

Direction Channel 1 _____
 Direction Channel 2 _____
 Unique ID# _____

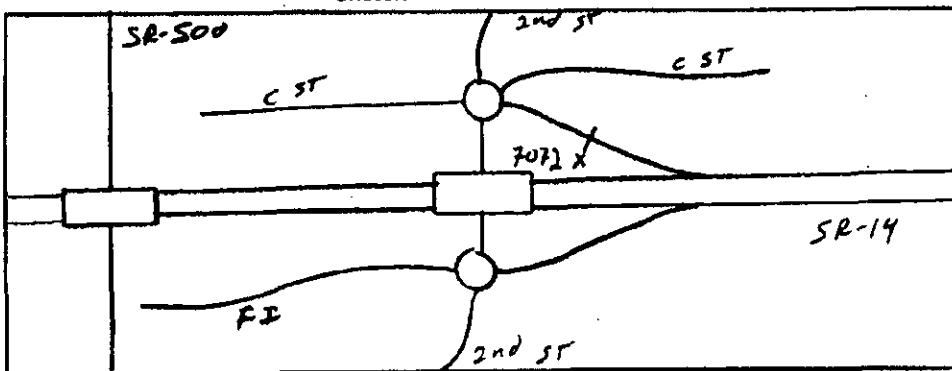
Counter No. 397072 Count ID ~~13-003~~ 13-002
 SR 14 RRT/RRQ ~~R1-01548~~ MP 16.08
 Leg 1 ~~2~~ Direction WB OSID _____

Station Description ON SR 14 WB OFF RAMP TO 2ND ST

ON SR 14 W/O WASHOUGAL RIVER RD WYE CONN

Date	Day	Time	Comments
9/23/13	2	1232	Manual (1) <u>1</u> (2) _____ Counter (1) <u>1</u> (2) _____ SET COUNTER OK DB/JM
9/24	3	1012	Manual (1) <u>4</u> (2) _____ Counter (1) <u>4</u> (2) _____ CHECK COUNTER OK
9/25	4	1049	Manual (1) <u>10</u> (2) _____ Counter (1) <u>10</u> (2) _____ CHECK COUNTER OK
9/26	5	1017	Manual (1) <u>4</u> (2) _____ Counter (1) <u>4</u> (2) _____ CHECK COUNTER OK
9/27	6	0900	Manual (1) <u>2</u> (2) _____ Counter (1) <u>2</u> (2) _____ CHECK COUNTER OK PIU CNTR 9/30 OK @ 1133 1/1

Sketch



DB/JM
Field Person



Interval 60 min. 15 min.
 Binned(CL/SP) Count(volume)
 Lane No 1 2

2 OF 2

Direction Channel 1 _____
 Direction Channel 2 _____
 Unique ID# _____

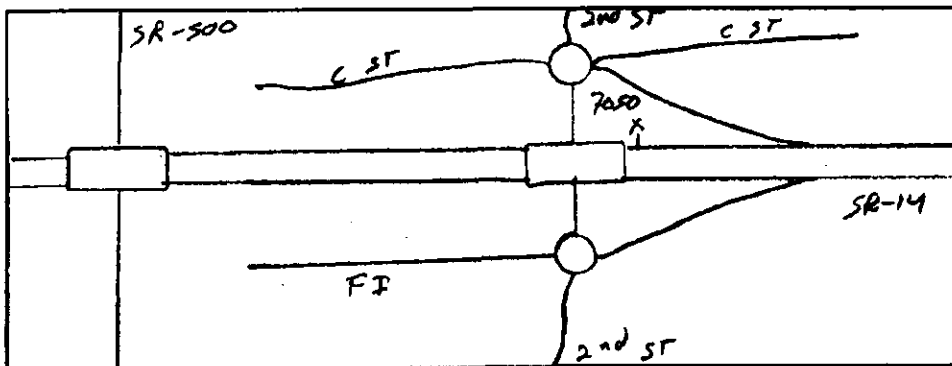
Counter No. 397050 Count ID ~~13-083~~ 13-002
 SR 14 RRT/RRQ _____ MP 16.08
~~14.02~~
 Leg 1 ~~SR~~ Direction WB OSID _____

Station Description 9N SR 14 AT SR 500 CROSSING

ON SR 14 W/O WASHOUGAL RIVER RD WYE CROSS

Date	Day	Time	Comments
9/23/13	2	1237	Manual (1) <u>1</u> (2) _____ Counter (1) <u>1</u> (2) _____ SET COUNTER OK DB/JM
9/24	3	1013	Manual (1) <u>43</u> (2) _____ Counter (1) <u>43</u> (2) _____ CHECK COUNTER OK
9/25	4	1048	Manual (1) <u>30</u> (2) _____ Counter (1) <u>30</u> (2) _____ CHECK COUNTER OK
9/26	5	1018	Manual (1) <u>41</u> (2) _____ Counter (1) <u>41</u> (2) _____ CHECK COUNTER OK
9/27	6	0859	Manual (1) <u>34</u> (2) _____ Counter (1) <u>34</u> (2) _____ CHECK COUNTER OK P/U CNTR 9/30 OK @ 1131 1/1

Sketch



North

Field Person



Interval 60 min. 15 min.
 Binned(CL/SP) Count(volume)
Lane No 1 2

1 OF 2

Direction Channel 1 _____
Direction Channel 2 _____
Unique ID# _____

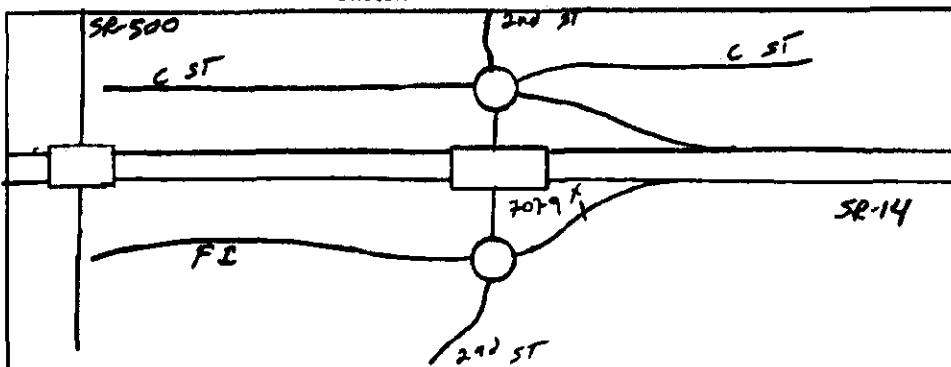
Counter No. 397079 Count ID ~~13-003~~ 13-002
SR 14 RRT/RRQ ~~QF 01544~~ MP 16.08
0.00
Leg 1 ~~2~~ Direction EB OSID _____

Station Description ON SR 14 EB ON RAMP FROM 2ND ST.

ON SR 14 W/O WASHOUGAL RIVER RD WYE CONN

Date	Day	Time	Comments
9/23/13	2	1150	Manual (1) <u>1</u> (2) _____ Counter (1) <u>1</u> (2) _____ SET COUNTER OK DB/JM
9/24	3	0936	Manual (1) <u>5</u> (2) _____ Counter (1) <u>5</u> (2) _____ CHECK COUNTER OK
9/25	4	1013	Manual (1) <u>7</u> (2) _____ Counter (1) <u>7</u> (2) _____ CHECK COUNTER OK
9/26	5	0946	Manual (1) <u>4</u> (2) _____ Counter (1) <u>4</u> (2) _____ CHECK COUNTER OK
9/27	6	0822	Manual (1) <u>1</u> (2) _____ Counter (1) <u>1</u> (2) _____ CHECK COUNTER OK P/U CNTR 9/30 OK @ 1100 1/1

Sketch



North

DB/JM
Field Person



Washington State
Department of Transportation

Diamond Traffic Counter

Interval 60 min. 15 min.
 Binned(CL/SP) Count(volume)
 Lane No 1 2

2 OF 2

Direction Channel 1 _____
 Direction Channel 2 _____
 Unique ID# _____

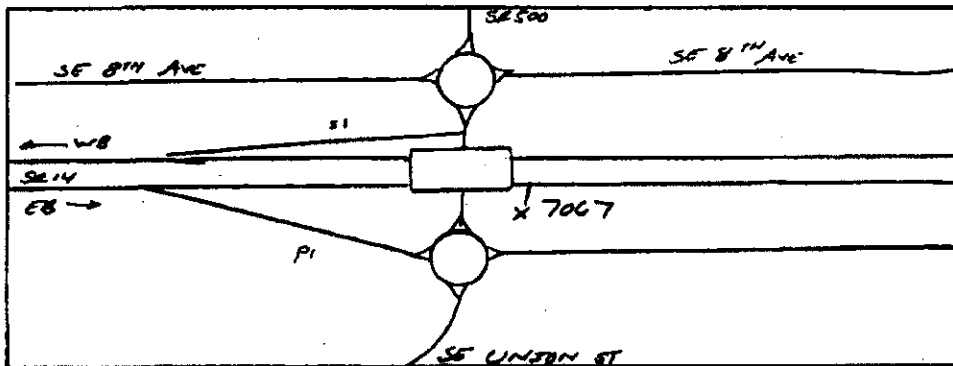
Counter No. 397067 Count ID ~~13-003~~ 13-002
 SR 14 RRT/RRQ MP 16.08
~~14.62~~
 Leg 1 Direction EB OSID _____

Station Description ON SR14 AT SR500 / SE UNION ST LIXING

ON SR 14 W/D WASHOUGAL RIVER RD WYE CONN

Date	Day	Time	Comments
9-23-13	2	1142	Manual (1) <u>1</u> (2) _____ Counter (1) <u>1</u> (2) _____ K. JM/DB 6.4 SET O.
9-24-13	3	0929	Manual (1) <u>26</u> (2) _____ Counter (1) <u>26</u> (2) _____ CHECK O.K. JM/DB 6.5
9-25-13	4	1009	Manual (1) <u>32</u> (2) _____ Counter (1) <u>32</u> (2) _____ CHECK O.K. JM/DB 6.6
9-26-13	5	0940	Manual (1) <u>27</u> (2) _____ Counter (1) <u>27</u> (2) _____ CHECK O.K. JM/DB 6.6
9-27-13	6	0912	Manual (1) <u>20</u> (2) _____ Counter (1) <u>20</u> (2) _____ CHECK O.K. JM/DB 6.4 09/30/2013 1055 i. PM o.k. JM/DB 6.5

Sketch



North

JM / DB
Field Person

STATE OF WASHINGTON - DEPARTMENT OF TRANSPORTATION
 TRIP SYSTEM
 15 MINUTE TRAFFIC COUNT SUMMARY

SR 014	MP 016.08	OFF SYSTEM ID.	LEG 1	DIRECTION OF TRAFFIC WESTBOUND	LANE 1	OF 2																			
COUNT IDENTIFIER 13-002	COUNTER NUMBER 397072	DESCRIPTION: ON SR 14 W/O WASHOUGAL RIVER RD WYE CONN																							
09/23/13 MONDAY																									
	AM HOURS											PM HOURS													
	12	1	2	3	4	5	6	7	8	9	10	11	12	1	2	3	4	5	6	7	8	9	10	11	DAILY
	1	2	3	4	5	6	7	8	9	10	11	12	1	2	3	4	5	6	7	8	9	10	11	TOTAL	
00-15														25	18	23	32	31	12	6	12	4	1	1	
15-30														22	28	27	21	26	19	9	7	3	1	3	
30-45														24	22	22	28	27	22	7	5	6	7		
45-00													29	24	24	25	13	18	10	9	6	3	4		
HOUR	-----													-----											
TOT													29	95	92	97	94	102	63	31	30	16	13	4	666

AM PEAK HOUR 0000 TO 0000 VOLUME 0 AM TOTAL 0
 PM PEAK HOUR 0345 TO 0445 VOLUME 106 PM TOTAL 666

09/24/13 TUESDAY																									
	AM HOURS											PM HOURS													
	12	1	2	3	4	5	6	7	8	9	10	11	12	1	2	3	4	5	6	7	8	9	10	11	DAILY
	1	2	3	4	5	6	7	8	9	10	11	12	1	2	3	4	5	6	7	8	9	10	11	12	TOTAL
00-15	4		1		3	10	24	20	27	22	16	27	25	24	24	18	26	23	15	10	12	2	7	2	
15-30	3	2		1	2	10	17	25	27	21	17	28	12	25	21	36	15	19	14	8	3	1	5	3	
30-45	4	2	5		8	14	24	19	23	21	24	28	21	25	21	38	22	21	9	9	9	3	2	1	
45-00	2	3	1	1	2	18	25	36	32	24	21	26	20	23	20	27	33	30	12	10	1	4	3	1	
HOUR	-----													-----											
TOT	13	7	7	2	15	52	90	100	109	88	78	109	78	97	86	119	96	93	50	37	25	10	17	7	1385

AM PEAK HOUR 0745 TO 0845 VOLUME 113 AM TOTAL 670
 PM PEAK HOUR 0315 TO 0415 VOLUME 127 PM TOTAL 715

09/25/13 WEDNESDAY																									
	AM HOURS											PM HOURS													
	12	1	2	3	4	5	6	7	8	9	10	11	12	1	2	3	4	5	6	7	8	9	10	11	DAILY
	1	2	3	4	5	6	7	8	9	10	11	12	1	2	3	4	5	6	7	8	9	10	11	12	TOTAL
00-15	2	1			1	9	20	15	20	28	31	30	23	30	22	19	30	32	18	20	12	13	2	1	
15-30	1	1		3	3	6	20	27	26	28	24	29	22	26	29	25	27	27	19	12	13	6	1	1	
30-45	1		6	1	6	14	29	32	30	23	28	24	33	23	16	22	28	28	14	11	11	2	4	2	
45-00	1		2	4	8	18	22	34	33	19	32	27	28	15	33	31	30	20	24	3	4	4	4		
HOUR	-----													-----											
TOT	5	2	8	8	18	47	91	108	109	98	115	110	106	94	100	97	115	107	75	46	40	25	11	4	1539

AM PEAK HOUR 0830 TO 0930 VOLUME 119 AM TOTAL 719
 PM PEAK HOUR 0445 TO 0545 VOLUME 117 PM TOTAL 820

STATE OF WASHINGTON - DEPARTMENT OF TRANSPORTATION
 TRIPS SYSTEM
 15 MINUTE TRAFFIC COUNT SUMMARY

SR 014	MP 016.08	OFF SYSTEM ID.	LEG 1	DIRECTION OF TRAFFIC WESTBOUND																LANE 1	OF 2																	
COUNT IDENTIFIER 13-002	COUNTER NUMBER 397072	DESCRIPTION: ON SR 14 W/O WASHOUGAL RIVER RD WYE CONN																																				
09/26/13 THURSDAY												AM HOURS												PM HOURS												DAILY		
	12	1	2	3	4	5	6	7	8	9	10	11	12	1	2	3	4	5	6	7	8	9	10	11	12	1	2	3	4	5	6	7	8	9	10	11	12	TOTAL
00-15	1	2	3	4	5	6	7	8	9	10	11	12	1	2	3	4	5	6	7	8	9	10	11	12	1	2	3	4	5	6	7	8	9	10	11	12	2	
15-30	3	6	2	1	5	10	23	21	25	20	22	18	26	23	15	32	32	29	30	9	11	3	6	2	24	26	19	32	29	12	9	12	7	6	2	2		
30-45	1	1	2	2	6	17	26	33	26	21	25	33	34	23	30	36	26	20	21	7	8	4	1	2	26	26	36	26	20	21	7	8	4	1	2	2		
45-00				1	8	18	24	37	27	33	21	27	19	16	25	27	26	30	18	9	8	3	4	4	27	26	30	18	9	8	3	4	4	4				
HOUR	-----																																					
TOT	5	9	4	5	21	56	103	116	100	97	89	99	98	86	96	114	116	108	81	34	39	17	17	8	114	116	108	81	34	39	17	17	8	1518				

AM PEAK HOUR 0715 TO 0815 VOLUME 120
 PM PEAK HOUR 0330 TO 0430 VOLUME 127
 AM TOTAL 704
 PM TOTAL 814

09/27/13 FRIDAY												AM HOURS												PM HOURS												DAILY		
	12	1	2	3	4	5	6	7	8	9	10	11	12	1	2	3	4	5	6	7	8	9	10	11	12	1	2	3	4	5	6	7	8	9	10	11	12	TOTAL
00-15	3	2	2		6	17	23	24	26	31	24	16	26	29	22	23	35	24	12	11	7	6	3	3	26	29	22	23	35	24	12	11	7	6	3	3	3	
15-30	3	1	1	2	1	11	19	25	29	16	17	30	22	21	37	27	25	32	12	11	7	8	5	1	27	24	37	27	25	32	12	11	7	8	5	1	1	
30-45	4		2	2	5	15	21	25	25	20	30	18	27	24	23	27	36	28	19	11	6	6	7	9	27	24	23	27	36	28	19	11	6	6	7	9	9	
45-00	1	2			2	18	27	33	22	27	26	26	25	24	20	37	24	18	19	10	6	6	5	6	27	24	20	37	24	18	19	10	6	6	5	6	6	
HOUR	-----																																					
TOT	11	5	5	4	14	61	90	107	102	94	97	90	100	98	102	114	120	102	62	43	26	26	20	19	114	120	102	62	43	26	26	20	19	1512				

AM PEAK HOUR 0730 TO 0830 VOLUME 113
 PM PEAK HOUR 0345 TO 0445 VOLUME 133
 AM TOTAL 680
 PM TOTAL 832

09/28/13 SATURDAY												AM HOURS												PM HOURS												DAILY			
	12	1	2	3	4	5	6	7	8	9	10	11	12	1	2	3	4	5	6	7	8	9	10	11	12	1	2	3	4	5	6	7	8	9	10	11	12	TOTAL	
00-15	5	2	1	2	1		2	9	17	31	27	26	20	25	21	16	23	17	15	15	7	8	3	2	27	24	21	16	23	17	15	15	7	8	3	2	2		
15-30	10	1		2	2	5	8	8	24	26	28	20	25	23	12	21	19	20	20	9	8	8	5	4	27	24	21	16	23	17	15	15	7	8	3	2	4		
30-45	2		1	3	1	6	11	12	14	30	24	29	17	28	27	23	25	21	13	11	8	6	6	2	27	24	21	16	23	17	15	15	7	8	3	2	2		
45-00	3		1	2	2	4	10	19	16	27	26	31	21	27	21	34	19	23	13	4	9	4	5	1	27	24	21	16	23	17	15	15	7	8	3	2	1		
HOUR	-----																																						
TOT	20	3	3	9	6	15	31	48	71	114	105	106	83	103	81	94	86	81	61	39	32	26	19	9	105	106	83	103	81	94	86	81	61	39	32	26	19	9	1245

AM PEAK HOUR 0900 TO 1000 VOLUME 114
 PM PEAK HOUR 0100 TO 0200 VOLUME 103
 AM TOTAL 531
 PM TOTAL 714

DOT-RNB515A-B

STATE OF WASHINGTON - DEPARTMENT OF TRANSPORTATION
TRIPS SYSTEM
15 MINUTE TRAFFIC COUNT SUMMARY

DATE 10/01/13
TIME 12:53:45
PAGE 12

SR 014	MP 016.08	OFF SYSTEM ID.	LEG 1	DIRECTION OF TRAFFIC WESTBOUND																LANE 1	OF 2						
COUNT IDENTIFIER	13-002	COUNTER NUMBER	397072	DESCRIPTION: ON SR 14 W/O WASHOUGAL RIVER RD WYE CONN																							
09/29/13 SUNDAY		AM HOURS												PM HOURS												DAILY TOTAL	
	12	1	2	3	4	5	6	7	8	9	10	11	12	1	2	3	4	5	6	7	8	9	10	11	12		
00-15	3				2	2	3	5	7	15	16	14	19	18	17	26	11	15	9	7	9	3	4				
15-30	4	4	3		2	6	5	7	6	11	14	19	22	18	21	22	12	15	9	7	5	7	3	1			
30-45	3	4	3	1		3	6	9	16	17	23	13	21	26	24	24	13	15	13	10	5		2				
45-00	2	3		2		7	4	9	20	13	15	16	16	22	18	15	13	11	9	6	5	3	3	1			
HOUR	-----																										
TOT	12	11	6	3	4	18	18	30	49	56	68	62	78	84	80	87	49	56	40	30	24	13	12	2		892	

AM PEAK HOUR 1030 TO 1130 VOLUME 71
PM PEAK HOUR 0245 TO 0345 VOLUME 90
AM TOTAL 337
PM TOTAL 555

09/30/13 MONDAY		AM HOURS												PM HOURS												DAILY TOTAL	
	12	1	2	3	4	5	6	7	8	9	10	11	12	1	2	3	4	5	6	7	8	9	10	11	12		
00-15	3		1	3	2	8	12	23	25	27	26	17															
15-30	2	4	1	1	1	13	16	29	27	27	27	24															
30-45	1			1	1	10	30	26	30	27	31																
45-00	2	1		2	4	23	23	34	33	25	22																
HOUR	-----																										
TOT	8	5	2	7	8	54	81	112	115	106	106	41														645	

AM PEAK HOUR 0815 TO 0915 VOLUME 117
PM PEAK HOUR 0000 TO 0000 VOLUME 0
AM TOTAL 645
PM TOTAL 0

STATE OF WASHINGTON - DEPARTMENT OF TRANSPORTATION
TRIP SYSTEM
15 MINUTE TRAFFIC COUNT SUMMARY

SR 014	MP 016.08	OFF SYSTEM ID.	LEG 1	DIRECTION OF TRAFFIC WESTBOUND																	LANE 2	OF 2																										
COUNT IDENTIFIER	13-002	COUNTER NUMBER	397050 *	DESCRIPTION: ON SR 14 W/O WASHOUGAL RIVER RD WYE CONN																																												
09/23/13 MONDAY												AM HOURS												PM HOURS												DAILY												
	12	1	2	3	4	5	6	7	8	9	10	11	12	1	2	3	4	5	6	7	8	9	10	11	12	1	2	3	4	5	6	7	8	9	10	11	12	TOTAL										
00-15														135	119	140	155	165	106	75	47	34	22	26	160	131	135	142	150	115	77	32	32	25	13	138	116	152	160	126	94	56	56	24	27	14	7	
15-30																																																
30-45																																																
45-00																																																
HOUR																																																
TOT														138	549	538	651	621	553	368	268	149	128	89	69	4121																						

AM PEAK HOUR 0000 TO 0000 VOLUME 0 AM TOTAL 0
PM PEAK HOUR 0330 TO 0430 VOLUME 673 PM TOTAL 4121

09/24/13 TUESDAY												AM HOURS												PM HOURS												DAILY																																					
	12	1	2	3	4	5	6	7	8	9	10	11	12	1	2	3	4	5	6	7	8	9	10	11	12	1	2	3	4	5	6	7	8	9	10	11	12	TOTAL																																			
00-15	22	8	7	16	27	99	182	259	217	172	154	148	165	115	139	155	159	155	129	77	82	32	28	25	11	7	10	13	37	114	205	298	179	164	154	149	144	163	141	147	160	173	105	62	49	29	19	8	8	4	3	22	70	172	251	198	169	158	113	131	105	143	110	149	175	150	67	54	57	30	18	14	
15-30																																																																									
30-45																																																																									
45-00																																																																									
HOUR																																																																									
TOT	52	27	33	80	185	557	899	1047	783	639	570	581	579	590	539	665	674	615	421	271	239	126	86	69	10327																																																

AM PEAK HOUR 0645 TO 0745 VOLUME 1100 AM TOTAL 5453
PM PEAK HOUR 0430 TO 0530 VOLUME 683 PM TOTAL 4874

09/25/13 WEDNESDAY												AM HOURS												PM HOURS												DAILY																																					
	12	1	2	3	4	5	6	7	8	9	10	11	12	1	2	3	4	5	6	7	8	9	10	11	12	1	2	3	4	5	6	7	8	9	10	11	12	TOTAL																																			
00-15	20	6	9	17	31	97	211	287	192	167	133	154	122	143	155	141	184	191	125	103	50	47	22	14	12	4	8	18	41	117	199	308	196	143	143	151	138	142	144	161	151	129	113	98	72	51	20	13	7	12	7	19	48	181	268	282	228	142	149	146	118	122	138	211	171	144	99	69	45	48	30	15	
15-30																																																																									
30-45																																																																									
45-00																																																																									
HOUR																																																																									
TOT	46	36	33	77	172	526	894	1086	800	592	551	585	518	553	611	673	669	576	431	338	224	175	86	64	10316																																																

AM PEAK HOUR 0645 TO 0745 VOLUME 1093 AM TOTAL 5398
PM PEAK HOUR 0315 TO 0415 VOLUME 716 PM TOTAL 4918

STATE OF WASHINGTON - DEPARTMENT OF TRANSPORTATION
 T R I P S S Y S T E M
 15 MINUTE TRAFFIC COUNT SUMMARY

SR 014	MP 016.08	OFF SYSTEM ID.	LEG 1	DIRECTION OF TRAFFIC WESTBOUND	LANE 2	OF 2																				
COUNT IDENTIFIER	13-002	COUNTER NUMBER	397050 *	DESCRIPTION: ON SR 14 W/O WASHOUGAL RIVER RD WYE CONN																						
09/26/13 THURSDAY																										
	AM HOURS											PM HOURS					DAILY									
	12	1	2	3	4	5	6	7	8	9	10	11	12	1	2	3	4	5	6	7	8	9	10	11	12	TOTAL
	1	2	3	4	5	6	7	8	9	10	11	12	1	2	3	4	5	6	7	8	9	10	11	12		
00-15	18	13	6	10	26	101	190	258	238	169	176	125	146	149	147	159	188	205	120	85	61	52	28	27		
15-30	8	13	19	16	48	110	184	284	207	151	172	167	127	150	179	127	199	161	103	86	60	49	15	21		
30-45	5	16	10	19	53	165	271	261	191	158	160	167	142	168	150	228	185	151	119	103	50	43	18	20		
45-00	5	3	15	26	65	126	208	239	178	153	129	127	120	140	153	203	183	151	123	66	71	36	21	8		
HOUR	-----																									
TOT	36	45	50	71	192	502	853	1042	814	631	637	586	535	607	629	717	755	668	465	340	242	180	82	76	10755	

AM PEAK HOUR 0700 TO 0800 VOLUME 1042 AM TOTAL 5459
 PM PEAK HOUR 0330 TO 0430 VOLUME 818 PM TOTAL 5296

09/27/13 FRIDAY																										
	AM HOURS											PM HOURS					DAILY									
	12	1	2	3	4	5	6	7	8	9	10	11	12	1	2	3	4	5	6	7	8	9	10	11	12	TOTAL
	1	2	3	4	5	6	7	8	9	10	11	12	1	2	3	4	5	6	7	8	9	10	11	12		
00-15	29	9	11	12	31	84	196	233	205	161	135	188	165	172	143	175	180	176	135	96	48	36	36	27		
15-30	16	2	10	13	42	114	175	239	199	154	199	169	167	137	160	184	196	176	127	87	54	32	31	22		
30-45	11	14	17	16	40	137	241	266	208	178	173	164	168	146	152	201	193	150	102	78	44	44	40	27		
45-00	8	7	15	21	54	134	218	204	169	134	134	133	155	129	168	159	158	146	89	68	38	51	14	18		
HOUR	-----																									
TOT	64	32	53	62	167	469	830	942	781	627	641	654	655	584	623	719	727	648	453	329	184	163	121	94	10622	

AM PEAK HOUR 0645 TO 0745 VOLUME 956 AM TOTAL 5322
 PM PEAK HOUR 0330 TO 0430 VOLUME 736 PM TOTAL 5300

09/28/13 SATURDAY																										
	AM HOURS											PM HOURS					DAILY									
	12	1	2	3	4	5	6	7	8	9	10	11	12	1	2	3	4	5	6	7	8	9	10	11	12	TOTAL
	1	2	3	4	5	6	7	8	9	10	11	12	1	2	3	4	5	6	7	8	9	10	11	12		
00-15	25	5	2	4	5	27	39	61	92	112	165	174	191	171	135	133	143	117	106	62	61	51	32	21		
15-30	11	9	7	8	20	39	50	73	91	133	167	146	160	144	134	124	138	138	102	73	61	63	32	24		
30-45	10	10	12	12	18	31	54	97	112	146	157	220	178	177	187	137	151	135	79	66	50	57	35	23		
45-00	12	6	2	10	11	29	44	77	96	127	139	177	148	135	155	161	135	116	82	62	47	33	32	24		
HOUR	-----																									
TOT	58	30	23	34	54	126	187	308	391	518	628	717	677	627	611	555	567	506	369	263	219	204	131	92	7895	

AM PEAK HOUR 1100 TO 1200 VOLUME 717 AM TOTAL 3074
 PM PEAK HOUR 1200 TO 0100 VOLUME 677 PM TOTAL 4821

STATE OF WASHINGTON - DEPARTMENT OF TRANSPORTATION
 TRIPS SYSTEM
 15 MINUTE TRAFFIC COUNT SUMMARY

SR 014	MP 016.08	OFF SYSTEM ID.	LEG 1														DIRECTION OF TRAFFIC WESTBOUND														LANE 2	OF 2
COUNT IDENTIFIER	13-002	COUNTER NUMBER	397050 * DESCRIPTION: ON SR 14 W/O WASHOUGAL RIVER RD WYE CONN																													
09/29/13 SUNDAY	AM HOURS														PM HOURS																	
	12	1	2	3	4	5	6	7	8	9	10	11	12	1	2	3	4	5	6	7	8	9	10	11	12	DAILY	TOTAL					
00-15	15	7	9	5	9	20	26	36	41	79	102	121	128	140	129	111	108	118	82	64	47	37	33	16								
15-30	16	7	2	6	13	33	28	33	62	79	121	126	121	126	94	124	111	99	71	73	44	39	28	17								
30-45	13	5	3	2	19	23	24	47	94	105	115	145	130	145	119	129	92	104	78	46	41	27	22	13								
45-00	7	8	3	5	11	12	27	50	86	100	129	106	102	123	117	98	106	78	60	58	32	29	16	10								
HOUR	-----																															
TOT	51	27	17	18	52	88	105	166	283	363	467	498	481	534	459	462	417	399	291	241	164	132	99	56	5870							

AM PEAK HOUR 1045 TO 1145 VOLUME 521
 PM PEAK HOUR 0100 TO 0200 VOLUME 534
 AM TOTAL 2135
 PM TOTAL 3735

09/30/13 MONDAY	AM HOURS														PM HOURS															
	12	1	2	3	4	5	6	7	8	9	10	11	12	1	2	3	4	5	6	7	8	9	10	11	12	DAILY	TOTAL			
00-15	8	8	9	14	32	95	177	259	186	172	145	125																		
15-30	10	7	8	15	51	124	203	271	186	158	138	158																		
30-45	6	4	5	15	49	148	255	274	182	140	142																			
45-00	7	12	7	21	56	169	226	193	203	126	146																			
HOUR	-----																													
TOT	31	31	29	65	188	536	861	997	757	596	571	283														4945				

AM PEAK HOUR 0645 TO 0745 VOLUME 1030
 PM PEAK HOUR 0000 TO 0000 VOLUME 0
 AM TOTAL 4945
 PM TOTAL 0

STATE OF WASHINGTON - DEPARTMENT OF TRANSPORTATION
TRIP SYSTEM
15 MINUTE TRAFFIC COUNT SUMMARY

SR 014	MP 016.08	OFF SYSTEM ID.	LEG 1	DIRECTION OF TRAFFIC WESTBOUND																	LANE 12	OF 2				
COUNT IDENTIFIER	13-002	COUNTER NUMBER	397050 *	DESCRIPTION: ON SR 14 W/O WASHOUGAL RIVER RD WYE COMM																						
09/23/13 MONDAY				AM HOURS											PM HOURS											DAILY
	12	1	2	3	4	5	6	7	8	9	10	11	12	1	2	3	4	5	6	7	8	9	10	11	12	TOTAL
00-15														160	137	163	187	196	118	81	59	38	23	27		
15-30														182	159	162	163	176	134	86	39	35	26	16		
30-45														162	158	238	226	171	113	67	51	41	35	23		
45-00														167	140	176	185	139	112	66	65	30	30	18	7	
HOUR	-----																									
TOT														167	644	630	748	715	655	431	299	179	144	102	73	4787

AM PEAK HOUR 0000 TO 0000 VOLUME 0
PM PEAK HOUR 0330 TO 0430 VOLUME 773
AM TOTAL 0
PM TOTAL 4787

09/24/13 TUESDAY				AM HOURS											PM HOURS											DAILY
	12	1	2	3	4	5	6	7	8	9	10	11	12	1	2	3	4	5	6	7	8	9	10	11	12	TOTAL
00-15	26	8	8	16	30	109	206	279	244	194	170	175	190	139	163	173	185	178	144	87	94	34	35	27		
15-30	14	9	10	14	39	124	222	323	206	185	171	177	156	188	162	183	175	192	119	70	52	30	24	11		
30-45	15	10	18	29	59	186	285	311	241	166	173	181	186	194	170	252	202	158	129	87	60	38	23	23		
45-00	10	7	4	23	72	190	276	234	201	182	134	157	125	166	130	176	208	180	79	64	58	34	21	15		
HOUR	-----																									
TOT	65	34	40	82	200	609	989	1147	892	727	648	690	657	687	625	784	770	708	471	308	264	136	103	76	11712	

AM PEAK HOUR 0645 TO 0745 VOLUME 1189
PM PEAK HOUR 0315 TO 0415 VOLUME 796
AM TOTAL 6123
PM TOTAL 5589

09/25/13 WEDNESDAY				AM HOURS											PM HOURS											DAILY
	12	1	2	3	4	5	6	7	8	9	10	11	12	1	2	3	4	5	6	7	8	9	10	11	12	TOTAL
00-15	22	7	9	17	32	106	231	302	212	195	164	184	145	173	177	160	214	223	143	123	62	60	24	15		
15-30	13	5	8	21	44	123	219	335	222	171	167	180	160	168	173	186	178	156	132	110	85	57	21	14		
30-45	8	12	13	20	54	195	297	314	258	165	177	170	151	145	154	233	199	172	113	80	56	50	34	17		
45-00	8	14	11	27	60	149	238	243	217	159	158	161	168	161	207	191	193	132	118	71	61	33	18	22		
HOUR	-----																									
TOT	51	38	41	85	190	573	985	1194	909	690	666	695	624	647	711	770	784	683	506	384	264	200	97	68	11855	

AM PEAK HOUR 0700 TO 0800 VOLUME 1194
PM PEAK HOUR 0315 TO 0415 VOLUME 824
AM TOTAL 6117
PM TOTAL 5738

STATE OF WASHINGTON - DEPARTMENT OF TRANSPORTATION
TRIPS SYSTEM
15 MINUTE TRAFFIC COUNT SUMMARY

SR 014	MP 016.08	OFF SYSTEM ID.	LEG 1											DIRECTION OF TRAFFIC WESTBOUND											LANE 12	OF 2
COUNT IDENTIFIER	13-002	COUNTER NUMBER	397050 * DESCRIPTION: ON SR 14 W/O WASHOUGAL RIVER RD WYE CONN																							
09/26/13 THURSDAY		AM HOURS											PM HOURS													
	12	1	2	3	4	5	6	7	8	9	10	11	12	1	2	3	4	5	6	7	8	9	10	11	DAILY	
	1	2	3	4	5	6	7	8	9	10	11	12	1	2	3	4	5	6	7	8	9	10	11	12	TOTAL	
00-15	19	15	6	11	28	112	220	279	263	189	198	143	172	172	162	191	220	234	150	94	72	55	34	29		
15-30	11	19	21	17	53	120	207	309	229	174	193	188	146	174	205	146	231	190	115	95	72	56	21	23		
30-45	6	17	12	21	59	182	297	294	217	179	185	200	176	191	180	264	211	171	140	110	58	47	19	20		
45-00	5	3	15	27	73	144	232	276	205	186	150	154	139	156	178	230	209	181	141	75	79	39	25	12		
HOUR																										
TOT	41	54	54	76	213	558	956	1158	914	728	726	685	633	693	725	831	871	776	546	374	281	197	99	84	12273	

AM PEAK HOUR 0700 TO 0800 VOLUME 1158
PM PEAK HOUR 0330 TO 0430 VOLUME 945
AM TOTAL 6163
PM TOTAL 6110

09/27/13 FRIDAY		AM HOURS											PM HOURS												
	12	1	2	3	4	5	6	7	8	9	10	11	12	1	2	3	4	5	6	7	8	9	10	11	DAILY
	1	2	3	4	5	6	7	8	9	10	11	12	1	2	3	4	5	6	7	8	9	10	11	12	TOTAL
00-15	32	11	13	12	37	101	219	257	231	192	159	204	191	201	165	198	215	200	147	107	55	42	39	30	
15-30	19	3	11	15	43	125	194	264	228	170	216	199	189	158	197	211	221	208	139	98	61	40	36	23	
30-45	15	14	19	18	45	152	262	291	233	198	203	182	195	170	175	228	229	178	121	89	50	50	47	36	
45-00	9	9	15	21	56	152	245	237	191	161	160	159	180	153	188	196	182	164	108	78	44	57	19	24	
HOUR																									
TOT	75	37	58	66	181	530	920	1049	883	721	738	744	755	682	725	833	847	750	515	372	210	189	141	113	12134

AM PEAK HOUR 0645 TO 0745 VOLUME 1057
PM PEAK HOUR 0345 TO 0445 VOLUME 861
AM TOTAL 6002
PM TOTAL 6132

09/28/13 SATURDAY		AM HOURS											PM HOURS												
	12	1	2	3	4	5	6	7	8	9	10	11	12	1	2	3	4	5	6	7	8	9	10	11	DAILY
	1	2	3	4	5	6	7	8	9	10	11	12	1	2	3	4	5	6	7	8	9	10	11	12	TOTAL
00-15	30	7	3	6	6	27	41	70	109	143	192	200	211	196	156	149	166	134	121	77	68	59	35	23	
15-30	21	10	7	10	22	44	58	81	115	159	195	166	185	167	146	145	157	158	122	82	69	71	37	28	
30-45	12	10	13	15	19	37	65	109	126	176	181	249	195	205	214	160	176	156	92	77	58	63	41	25	
45-00	15	6	3	12	13	33	54	96	112	154	165	208	169	162	176	195	154	139	95	66	56	37	37	25	
HOUR																									
TOT	78	33	26	43	60	141	218	356	462	632	733	823	760	730	692	649	653	587	430	302	251	230	150	101	9140

AM PEAK HOUR 1100 TO 1200 VOLUME 823
PM PEAK HOUR 1200 TO 0100 VOLUME 760
AM TOTAL 3605
PM TOTAL 5535

DOT-RNB515A-B

STATE OF WASHINGTON - DEPARTMENT OF TRANSPORTATION
T R I P S S Y S T E M
15 MINUTE TRAFFIC COUNT SUMMARY

DATE 10/01/13
TIME 12:53:45
PAGE 18

SR 014	MP 016.08	OFF SYSTEM ID.	LEG 1	DIRECTION OF TRAFFIC WESTBOUND	LANE 12	OF 2																			
COUNT IDENTIFIER 13-002	COUNTER NUMBER 397050 *	DESCRIPTION: ON SR 14 W/O WASHOUGAL RIVER RD WYE CONN																							
09/29/13 SUNDAY	AM HOURS										PM HOURS										DAILY				
	12	1	2	3	4	5	6	7	8	9	10	11	12	1	2	3	4	5	6	7	8	9	10	11	TOTAL
	1	2	3	4	5	6	7	8	9	10	11	12	1	2	3	4	5	6	7	8	9	10	11		
00-15	18	7	9	5	11	22	29	41	48	94	118	135	147	158	146	137	119	133	91	71	56	40	37	16	
15-30	20	11	5	6	15	39	33	40	68	90	135	145	143	144	115	146	123	114	80	80	49	46	31	18	
30-45	16	9	6	3	19	26	30	56	110	122	138	158	151	171	143	153	105	119	91	56	46	27	24	13	
45-00	9	11	3	7	11	19	31	59	106	113	144	122	118	145	135	113	119	89	69	64	37	32	19	11	
HR	-----																								
TOT	63	38	23	21	56	106	123	196	332	419	535	560	559	618	539	549	466	455	331	271	188	145	111	58	6762

AM PEAK HOUR 1045 TO 1145 VOLUME 582 AM TOTAL 2472
PM PEAK HOUR 0100 TO 0200 VOLUME 618 PM TOTAL 4290

09/30/13 MONDAY	AM HOURS										PM HOURS										DAILY				
	12	1	2	3	4	5	6	7	8	9	10	11	12	1	2	3	4	5	6	7	8	9	10	11	TOTAL
	1	2	3	4	5	6	7	8	9	10	11	12	1	2	3	4	5	6	7	8	9	10	11		
00-15	11	8	10	17	34	103	189	282	211	199	171	142													
15-30	12	11	9	16	52	137	219	300	213	185	165	182													
30-45	7	4	5	16	50	158	285	300	212	167	173														
45-00	9	13	7	23	60	192	249	227	236	151	168														
HR	-----																								
TOT	39	36	31	72	196	590	942	1109	872	702	677	324													5590

AM PEAK HOUR 0645 TO 0745 VOLUME 1131 AM TOTAL 5590
PM PEAK HOUR 0000 TO 0000 VOLUME 0 PM TOTAL 0

09/23/13 THRU 09/30/13
TOTAL HOURS FOR COUNT 95

3 DAYS FACTOR GROUP P06
AVG WEEKDAY VOL 11947 X SEASONAL ADJ. FACTOR 0.8900 = 10633 X AXLE CORR FACTOR 0.9421 = ESTIMATED AVG DAILY TRAFFIC 10017

STATE OF WASHINGTON - DEPARTMENT OF TRANSPORTATION
TRIP SYSTEM
15 MINUTE TRAFFIC COUNT SUMMARY

SR 014	MP 016.08	OFF SYSTEM ID.	LEG 1	DIRECTION OF TRAFFIC EASTBOUND																	LANE 1	OF 2					
COUNT IDENTIFIER	13-002	COUNTER NUMBER	397079	DESCRIPTION: ON SR 14 W/O WASHOUGAL RIVER RD WYE CONN																							
09/23/13 MONDAY		AM HOURS											PM HOURS												DAILY TOTAL		
	12	1	2	3	4	5	6	7	8	9	10	11	12	1	2	3	4	5	6	7	8	9	10	11	12		
00-15													29	18	29	35	28	27	12	8	12	9	5	5			
15-30													19	14	25	21	19	20	14	9	5	5	6				
30-45													10	27	22	23	27	30	13	7	7	3					
45-00													23	8	22	31	20	13	11	10	2	8	2	1			
HOUR	-----																										
TOT													81	67	98	110	94	90	50	34	26	25	7	12	694		

AM PEAK HOUR 0000 TO 0000 VOLUME 0 AM TOTAL 0
PM PEAK HOUR 0300 TO 0400 VOLUME 110 PM TOTAL 694

09/24/13 TUESDAY		AM HOURS											PM HOURS												DAILY TOTAL		
	12	1	2	3	4	5	6	7	8	9	10	11	12	1	2	3	4	5	6	7	8	9	10	11	12		
00-15	1	1	3		1	5	3	11	17	14	17	16	18	11	18	27	25	21	18	14	10	2	3	4			
15-30	1	2			1	4	5	12	14	13	13	13	13	21	18	22	14	22	18	8	9	9	5	5			
30-45	4	3			2	6	5	9	9	7	16	8	10	11	20	24	28	9	14	18	7	3	1	3			
45-00	1			2	7	5	10	28	21	15	7	10	27	20	19	16	33	20	9	15	2	5	4	2			
HOUR	-----																										
TOT	7	6	3	2	11	20	23	60	61	49	53	47	68	63	75	89	100	72	59	55	28	19	13	14	997		

AM PEAK HOUR 0730 TO 0830 VOLUME 68 AM TOTAL 342
PM PEAK HOUR 0430 TO 0530 VOLUME 104 PM TOTAL 655

09/25/13 WEDNESDAY		AM HOURS											PM HOURS												DAILY TOTAL		
	12	1	2	3	4	5	6	7	8	9	10	11	12	1	2	3	4	5	6	7	8	9	10	11	12		
00-15	1			1	1	4	9	9	13	27	22	19	13	26	18	30	23	29	14	15	9	7	4	4			
15-30			3	1	5	4	5	18	18	11	20	16	24	12	18	21	24	16	11	12	4	8	1	1			
30-45	1	1		2	4	6	13	18	5	14	19	18	19	22	25	23	15	19	20	17	10	4	1	5			
45-00	4			1	7	5	7	22	8	18	20	13	15	20	18	28	25	22	16	14	15	2	4				
HOUR	-----																										
TOT	6	1	3	5	17	19	34	67	44	70	81	66	71	80	79	102	87	86	61	58	38	21	10	10	1116		

AM PEAK HOUR 1000 TO 1100 VOLUME 81 AM TOTAL 413
PM PEAK HOUR 0300 TO 0400 VOLUME 102 PM TOTAL 703

STATE OF WASHINGTON - DEPARTMENT OF TRANSPORTATION
 TRIPS SYSTEM
 15 MINUTE TRAFFIC COUNT SUMMARY

SR 014	MP 016.08	OFF SYSTEM ID.	LEG 1	DIRECTION OF TRAFFIC EASTBOUND																		LANE 1	OF 2																									
COUNT IDENTIFIER 13-002	COUNTER NUMBER 397079	DESCRIPTION: ON SR 14 W/O WASHOUGAL RIVER RD WYE CONN																																														
09/26/13 THURSDAY												AM HOURS												PM HOURS												DAILY												
12	1	2	3	4	5	6	7	8	9	10	11	12	1	2	3	4	5	6	7	8	9	10	11	12	1	2	3	4	5	6	7	8	9	10	11	12	TOTAL											
1	2	3	4	5	6	7	8	9	10	11	12	1	2	3	4	5	6	7	8	9	10	11	12	1	2	3	4	5	6	7	8	9	10	11	12													
00-15	2	1			4	7	12	8	9	16	23	14	10	10	36	23	25	22	15	7	6	3	8																									
15-30	2	1	1	1	3	4	8	17	10	15	18	7	14	20	28	37	20	25	16	15	8	4	9	5																								
30-45	2	3	2	2	4	6	3	25	10	12	27	17	27	33	16	25	25	20	15	16	12	8	3	3																								
45-00	1	1		2	6	6	12	24	19	14	20	20	20	29	12	23	17	13	22	11	11	3	1	5																								
HOUR	-----																																															
TOT	7	6	3	5	13	20	30	78	47	50	81	67	75	92	66	121	85	83	75	57	38	21	16	21	1157																							

AM PEAK HOUR 1015 TO 1115 VOLUME 88
 PM PEAK HOUR 0300 TO 0400 VOLUME 121
 AM TOTAL 407
 PM TOTAL 750

09/27/13 FRIDAY												AM HOURS												PM HOURS												DAILY													
12	1	2	3	4	5	6	7	8	9	10	11	12	1	2	3	4	5	6	7	8	9	10	11	12	1	2	3	4	5	6	7	8	9	10	11	12	TOTAL												
1	2	3	4	5	6	7	8	9	10	11	12	1	2	3	4	5	6	7	8	9	10	11	12	1	2	3	4	5	6	7	8	9	10	11	12														
00-15	4	6	1	2	3	4	11	15	10	16	20	11	16	22	11	25	31	24	17	20	15	6	2	5																									
15-30	4	2		3	1	6	13	15	15	19	18	19	19	18	19	24	27	32	18	16	10	4	3	1																									
30-45	2	1	1	1	3	6	4	24	21	6	28	10	18	19	21	36	30	20	20	15	5	4	4	4																									
45-00	3	5	3	2	3	2	13	23	15	15	14	16	16	19	30	17	22	26	14	8	9	10	4	1																									
HOUR	-----																																																
TOT	13	14	5	8	10	18	41	77	61	56	80	56	69	78	81	102	110	102	69	59	39	24	13	11	1196																								

AM PEAK HOUR 0945 TO 1045 VOLUME 81
 PM PEAK HOUR 0245 TO 0345 VOLUME 115
 AM TOTAL 439
 PM TOTAL 757

09/28/13 SATURDAY												AM HOURS												PM HOURS												DAILY														
12	1	2	3	4	5	6	7	8	9	10	11	12	1	2	3	4	5	6	7	8	9	10	11	12	1	2	3	4	5	6	7	8	9	10	11	12	TOTAL													
1	2	3	4	5	6	7	8	9	10	11	12	1	2	3	4	5	6	7	8	9	10	11	12	1	2	3	4	5	6	7	8	9	10	11	12															
00-15	1	1	1		5	5	5	6	11	21	18	24	14	19	20	9	14	13	16	9	10	1	3	10																										
15-30	4	3	2		1	3	2	6	8	22	16	20	6	17	22	19	7	11	9	7	3	11	7	3																										
30-45	3	1	1	2	4	3	4	6	10	16	15	11	13	15	12	18	20	10	8	8	6	9	5	4																										
45-00	2	4	2	5	3	1	8	7	8	16	13	25	31	16	18	18	13	8	13	8	6	8	2	2																										
HOUR	-----																																																	
TOT	10	9	6	7	13	12	19	25	37	75	62	80	64	67	72	64	54	42	46	32	25	29	17	19	886																									

AM PEAK HOUR 1100 TO 1200 VOLUME 80
 PM PEAK HOUR 1245 TO 0145 VOLUME 82
 AM TOTAL 355
 PM TOTAL 531

DOT-RN8515A-B

STATE OF WASHINGTON - DEPARTMENT OF TRANSPORTATION
TRIP SYSTEM
15 MINUTE TRAFFIC COUNT SUMMARY

DATE 10/01/13
TIME 12:53:45
PAGE 21

SR 014	MP 016.08	OFF SYSTEM ID.	LEG 1	DIRECTION OF TRAFFIC EASTBOUND																	LANE 1	OF 2					
COUNT IDENTIFIER	13-002	COUNTER NUMBER	397079	DESCRIPTION: ON SR 14 W/O WASHOUGAL RIVER RD WYE CONN																							
09/29/13 SUNDAY	AM HOURS												PM HOURS												DAILY		
	12	1	2	3	4	5	6	7	8	9	10	11	12	1	2	3	4	5	6	7	8	9	10	11	12	TOTAL	
00-15	1	1		1		3	2	6	6	8	15	10	7	10	16	9	10	5	11	7	5	5	1	6			
15-30	3	1		2	1	3		3	4	16	4	9	15	8	12	11	10	6	11	5	4	2	4	4			
30-45	1	1	2		1	2	1	7	3	5	11	6	21	6	7	7	10	14	5	5	1	4	1	3			
45-00	1	1	3	2		4	3	6	7	8	14	5	10	13	11	21	11	10	4	1	6	2	4	2			
HOUR	-----																										
TOT	6	4	5	5	2	12	6	22	20	37	44	30	53	37	46	48	41	35	31	18	16	13	10	15	556		

AM PEAK HOUR 0915 TO 1015 VOLUME 44
PM PEAK HOUR 1215 TO 0115 VOLUME 56
AM TOTAL 193
PM TOTAL 363

09/30/13 MONDAY	AM HOURS												PM HOURS												DAILY	
	12	1	2	3	4	5	6	7	8	9	10	11	12	1	2	3	4	5	6	7	8	9	10	11	12	TOTAL
00-15	2	2			1	7	5	11	5	16	23															
15-30	1	1		2	2	2	12	9	13	10	12															
30-45	1	1		2	2	6	9	12	16	12	16															
45-00			2	1	1	6	9	16	17	20	15															
HOUR	-----																									
TOT	4	4	2	5	4	21	35	48	51	58	66														298	

AM PEAK HOUR 0945 TO 1045 VOLUME 71
PM PEAK HOUR 0000 TO 0000 VOLUME 0
AM TOTAL 298
PM TOTAL 0

STATE OF WASHINGTON - DEPARTMENT OF TRANSPORTATION
 TRIPS SYSTEM
 15 MINUTE TRAFFIC COUNT SUMMARY

SR 014	MP 016.08	OFF SYSTEM ID.	LEG 1	DIRECTION OF TRAFFIC EASTBOUND																	LANE 2	OF 2					
COUNT IDENTIFIER	13-002	COUNTER NUMBER	397067 *	DESCRIPTION: ON SR 14 W/O WASHOUGAL RIVER RD WYE CONN																							
09/23/13 MONDAY												PM HOURS												DAILY			
AM HOURS																											
12	1	2	3	4	5	6	7	8	9	10	11	12	1	2	3	4	5	6	7	8	9	10	11	12	TOTAL		
1	2	3	4	5	6	7	8	9	10	11	12	1	2	3	4	5	6	7	8	9	10	11	12				
00-15												142	138	162	214	216	259	239	168	93	99	49	36				
15-30												125	132	159	203	256	226	200	119	106	82	43	39				
30-45												134	154	184	214	198	234	175	123	81	64	45	18				
45-00												92	124	174	190	252	202	227	156	113	62	61	33	22			
HOUR												92	124	174	190	252	202	227	156	113	62	61	33	22			
TOT												92	525	598	695	883	872	946	770	523	342	306	170	115	6837		

AM PEAK HOUR 0000 TO 0000 VOLUME 0
 PM PEAK HOUR 0500 TO 0600 VOLUME 946
 AM TOTAL 92
 PM TOTAL 6745

09/24/13 TUESDAY												PM HOURS												DAILY	
AM HOURS																									
12	1	2	3	4	5	6	7	8	9	10	11	12	1	2	3	4	5	6	7	8	9	10	11	12	TOTAL
1	2	3	4	5	6	7	8	9	10	11	12	1	2	3	4	5	6	7	8	9	10	11	12		
00-15	25	9	9	5	13	12	60	85	83	92	84	112	138	134	147	190	211	241	229	140	113	92	60	28	
15-30	23	15	11	13	17	27	83	122	116	97	118	111	113	144	166	191	266	288	187	146	97	81	59	37	
30-45	21	2	5	11	28	31	94	103	93	99	120	112	122	144	178	224	236	244	182	130	102	65	49	25	
45-00	17	14	2	22	24	49	133	122	133	139	126	109	164	144	190	223	253	260	179	118	114	70	39	33	
HOUR																									
TOT	86	40	27	51	82	119	370	432	425	427	448	444	537	566	681	828	966	1033	777	534	426	308	207	123	9937

AM PEAK HOUR 1015 TO 1115 VOLUME 476
 PM PEAK HOUR 0500 TO 0600 VOLUME 1033
 AM TOTAL 2951
 PM TOTAL 6986

09/25/13 WEDNESDAY												PM HOURS												DAILY	
AM HOURS																									
12	1	2	3	4	5	6	7	8	9	10	11	12	1	2	3	4	5	6	7	8	9	10	11	12	TOTAL
1	2	3	4	5	6	7	8	9	10	11	12	1	2	3	4	5	6	7	8	9	10	11	12		
00-15	19	13	12	9	22	13	42	119	87	111	113	94	146	132	143	202	212	223	198	164	135	96	64	40	
15-30	14	7	8	6	9	25	78	113	102	124	108	128	164	132	182	267	241	268	204	121	127	84	45	54	
30-45	23	8	5	7	30	30	95	128	97	107	98	158	175	152	167	213	229	261	188	121	103	82	29	34	
45-00	24	19	13	24	23	59	123	134	139	124	129	127	157	116	192	242	260	244	188	151	104	66	38	25	
HOUR																									
TOT	80	47	38	46	84	127	338	494	425	466	448	507	642	532	684	924	942	996	778	557	469	328	176	153	10281

AM PEAK HOUR 1045 TO 1145 VOLUME 509
 PM PEAK HOUR 0445 TO 0545 VOLUME 1012
 AM TOTAL 3100
 PM TOTAL 7181

STATE OF WASHINGTON - DEPARTMENT OF TRANSPORTATION
 TRIP SYSTEM
 15 MINUTE TRAFFIC COUNT SUMMARY

SR 014	MP 016.08	OFF SYSTEM ID.	LEG 1	DIRECTION OF TRAFFIC EASTBOUND																	LANE 2	OF 2				
COUNT IDENTIFIER 13-002	COUNTER NUMBER 397067 *	DESCRIPTION: ON SR 14 W/O WASHOUGAL RIVER RD WYE CONN																								
09/26/13 THURSDAY		AM HOURS										PM HOURS										DAILY				
	12	1	2	3	4	5	6	7	8	9	10	11	12	1	2	3	4	5	6	7	8	9	10	11	12	TOTAL
00-15	24	10	15	10	10	20	55	92	132	102	108	124	133	147	154	176	248	230	210	161	126	91	64	51		
15-30	18	11	7	5	15	25	75	152	116	136	112	118	134	147	210	249	250	259	189	144	139	99	71	64		
30-45	29	13	5	10	23	52	112	137	97	107	133	127	155	144	185	203	211	272	225	160	132	94	67	51		
45-00	20	10	4	22	24	51	131	115	102	142	111	123	143	140	170	230	259	224	192	146	117	69	44	62		
HOUR	-----																									
TOT	91	44	31	47	72	148	373	496	447	487	464	492	565	578	719	858	968	985	816	611	514	353	246	228	10633	

AM PEAK HOUR 0715 TO 0815 VOLUME 536
 PM PEAK HOUR 0445 TO 0545 VOLUME 1020
 AM TOTAL 3192
 PM TOTAL 7441

09/27/13 FRIDAY		AM HOURS										PM HOURS										DAILY				
	12	1	2	3	4	5	6	7	8	9	10	11	12	1	2	3	4	5	6	7	8	9	10	11	12	TOTAL
00-15	36	18	18	7	11	24	49	95	113	115	148	136	130	127	150	177	201	223	207	140	105	88	73	60		
15-30	46	18	5	5	7	22	66	124	101	129	118	130	131	168	207	221	232	262	192	178	97	89	83	80		
30-45	34	20	8	11	18	33	90	121	134	138	111	124	158	145	153	195	224	233	181	156	99	77	64	59		
45-00	25	14	4	30	23	63	124	127	136	123	133	165	158	158	188	194	263	228	162	111	118	76	69	55		
HOUR	-----																									
TOT	141	70	35	53	59	142	329	467	484	505	510	555	577	598	698	787	920	946	742	585	419	330	289	254	10495	

AM PEAK HOUR 1100 TO 1200 VOLUME 555
 PM PEAK HOUR 0445 TO 0545 VOLUME 981
 AM TOTAL 3350
 PM TOTAL 7145

09/28/13 SATURDAY		AM HOURS										PM HOURS										DAILY				
	12	1	2	3	4	5	6	7	8	9	10	11	12	1	2	3	4	5	6	7	8	9	10	11	12	TOTAL
00-15	34	24	15	6	19	10	18	50	66	78	100	119	170	147	155	142	138	138	116	113	72	80	72	34		
15-30	38	25	8	16	9	19	30	68	78	104	121	138	174	167	163	140	134	150	126	92	72	80	67	63		
30-45	31	20	12	9	12	32	34	54	91	121	100	156	135	139	134	137	136	140	107	83	79	67	52	48		
45-00	27	14	17	14	11	20	45	74	92	121	127	169	194	134	160	147	145	117	111	77	80	56	47	34		
HOUR	-----																									
TOT	130	83	52	45	51	81	127	246	327	424	448	582	673	587	612	566	553	545	460	365	303	283	238	179	7960	

AM PEAK HOUR 1100 TO 1200 VOLUME 582
 PM PEAK HOUR 1200 TO 0100 VOLUME 673
 AM TOTAL 2596
 PM TOTAL 5364

DOT-RNB515A-B

STATE OF WASHINGTON - DEPARTMENT OF TRANSPORTATION
TRIPS SYSTEM
15 MINUTE TRAFFIC COUNT SUMMARY

DATE 10/01/13
TIME 12:53:45
PAGE 24

SR 014	MP 016.08	OFF SYSTEM ID.	LEG 1	DIRECTION OF TRAFFIC EASTBOUND	LANE 2	OF 2																			
COUNT IDENTIFIER 13-002	COUNTER NUMBER 397067 *	DESCRIPTION: ON SR 14 W/O WASHOUGAL RIVER RD WYE CONN																							
09/29/13 SUNDAY	AM HOURS					PM HOURS																			
	12	1	2	3	4	5	6	7	8	9	10	11	12	1	2	3	4	5	6	7	8	9	10	11	DAILY
	1	2	3	4	5	6	7	8	9	10	11	12	1	2	3	4	5	6	7	8	9	10	11	12	TOTAL
00-15	26	29	21	7	6	9	13	23	23	45	58	84	100	100	116	158	134	114	96	105	79	39	35	25	
15-30	28	21	11	10	8	11	18	24	24	44	66	69	96	105	108	139	125	126	106	95	53	40	41	33	
30-45	20	19	17	11	7	6	19	19	47	49	96	80	124	116	140	137	126	118	88	77	72	49	27	16	
45-00	18	12	12	12	7	21	16	19	50	67	86	99	137	126	125	119	112	114	99	59	54	38	32	24	
HOUR	-----																								
TOT	92	81	61	40	28	47	66	85	144	205	306	332	457	447	489	553	497	472	389	336	258	166	135	98	5784

AM PEAK HOUR 1030 TO 1130 VOLUME 335
PM PEAK HOUR 0230 TO 0330 VOLUME 562
AM TOTAL 1487
PM TOTAL 4297

09/30/13 MONDAY	AM HOURS					PM HOURS																			
	12	1	2	3	4	5	6	7	8	9	10	11	12	1	2	3	4	5	6	7	8	9	10	11	DAILY
	1	2	3	4	5	6	7	8	9	10	11	12	1	2	3	4	5	6	7	8	9	10	11	12	TOTAL
00-15	16	7	12	4	24	19	48	96	89	94	114														
15-30	11	13		8	15	21	84	125	91	118	111														
30-45	18	5	11	11	20	28	94	102	100	117	125														
45-00	14	8	2	22	21	56	134	119	73	105															
HOUR	-----																								
TOT	59	33	25	45	80	124	360	442	353	434	350														2305

AM PEAK HOUR 0645 TO 0745 VOLUME 457
PM PEAK HOUR 0000 TO 0000 VOLUME 0
AM TOTAL 2305
PM TOTAL 0

STATE OF WASHINGTON - DEPARTMENT OF TRANSPORTATION
 TRIP SYSTEM
 15 MINUTE TRAFFIC COUNT SUMMARY

SR 014	MP 016.08	OFF SYSTEM ID.	LEG 1	DIRECTION OF TRAFFIC EASTBOUND																	LANE 12	OF 2																
COUNT IDENTIFIER	13-002	COUNTER NUMBER	397067 *	DESCRIPTION: ON SR 14 W/O WASHOUGAL RIVER RD WYE CONN																																		
09/23/13 MONDAY												AM HOURS												PM HOURS												DAILY		
	12	1	2	3	4	5	6	7	8	9	10	11	12	1	2	3	4	5	6	7	8	9	10	11	12	1	2	3	4	5	6	7	8	9	10	11	12	TOTAL
00-15													171	156	191	249	244	286	251	176	105	108	54	41														
15-30													144	146	184	224	275	246	214	128	111	87	43	45														
30-45													144	181	206	237	225	264	188	130	88	67	45	18														
45-00													147	182	212	283	222	240	167	123	64	69	35	23														
HOUR	-----																																					
TOT													606	665	793	993	966	1036	820	557	368	331	177	127													7439	

AM PEAK HOUR 0000 TO 0000 VOLUME 0
 PM PEAK HOUR 0330 TO 0430 VOLUME 1039
 AM TOTAL 0
 PM TOTAL 7439

09/24/13 TUESDAY												AM HOURS												PM HOURS												DAILY		
	12	1	2	3	4	5	6	7	8	9	10	11	12	1	2	3	4	5	6	7	8	9	10	11	12	1	2	3	4	5	6	7	8	9	10	11	12	TOTAL
00-15	26	10	12	5	14	17	63	96	100	106	101	128	156	145	165	217	236	262	247	154	123	94	63	32														
15-30	24	17	11	13	18	31	88	134	130	110	131	124	126	165	184	213	280	310	205	154	106	90	64	42														
30-45	25	5	5	11	30	37	99	112	102	106	136	120	132	155	198	248	264	253	196	148	109	68	50	28														
45-00	18	14	2	24	31	54	143	150	154	154	133	119	191	164	209	239	286	280	188	133	116	75	43	35														
HOUR	-----																																					
TOT	93	46	30	53	93	139	393	492	486	476	501	491	605	629	756	917	1066	1105	836	589	454	327	220	137													10934	

AM PEAK HOUR 1015 TO 1115 VOLUME 528
 PM PEAK HOUR 0430 TO 0530 VOLUME 1122
 AM TOTAL 3293
 PM TOTAL 7641

09/25/13 WEDNESDAY												AM HOURS												PM HOURS												DAILY		
	12	1	2	3	4	5	6	7	8	9	10	11	12	1	2	3	4	5	6	7	8	9	10	11	12	1	2	3	4	5	6	7	8	9	10	11	12	TOTAL
00-15	20	13	12	10	23	17	51	128	100	138	135	113	159	158	161	232	235	252	212	179	144	103	68	44														
15-30	14	7	11	7	14	29	83	131	120	135	128	144	188	144	200	288	265	284	215	133	131	92	46	55														
30-45	24	9	5	9	34	36	108	146	102	121	117	176	194	174	192	236	244	280	208	138	113	86	30	39														
45-00	28	19	13	25	30	64	130	156	147	142	149	140	172	136	210	270	285	266	204	165	119	68	42	25														
HOUR	-----																																					
TOT	86	48	41	51	101	146	372	561	469	536	529	573	713	612	763	1026	1029	1082	839	615	507	349	186	163													11397	

AM PEAK HOUR 1045 TO 1145 VOLUME 582
 PM PEAK HOUR 0445 TO 0545 VOLUME 1101
 AM TOTAL 3513
 PM TOTAL 7884

STATE OF WASHINGTON - DEPARTMENT OF TRANSPORTATION
 TRIPS SYSTEM
 15 MINUTE TRAFFIC COUNT SUMMARY

SR 014	MP 016.08	OFF SYSTEM ID.	LEG 1 DIRECTION OF TRAFFIC EASTBOUND																			LANE 12	OF 2		
COUNT IDENTIFIER	13-002	COUNTER NUMBER	397067 * DESCRIPTION: ON SR 14 W/O WASHOUGAL RIVER RD WYE CONN																						
09/26/13 THURSDAY		AM HOURS											PM HOURS												
	12	1	2	3	4	5	6	7	8	9	10	11	12	1	2	3	4	5	6	7	8	9	10	11	DAILY
	1	2	3	4	5	6	7	8	9	10	11	12	1	2	3	4	5	6	7	8	9	10	11	12	TOTAL
00-15	26	11	15	10	10	24	62	104	140	111	124	147	147	157	164	212	271	255	232	176	133	97	67	59	
15-30	20	12	8	6	18	29	83	169	126	151	130	125	148	167	238	286	270	284	205	159	147	103	80	69	
30-45	31	16	7	12	27	58	115	162	107	119	160	144	182	177	201	228	236	292	240	176	144	102	70	54	
45-00	21	11	4	24	30	57	143	139	121	156	131	143	163	169	182	253	276	237	214	157	128	72	45	67	
HOUR	-----																								
TOT	98	50	34	52	85	168	403	574	494	537	545	559	640	670	785	979	1053	1068	891	668	552	374	262	249	11790

AM PEAK HOUR 0715 TO 0815 VOLUME 610
 PM PEAK HOUR 0445 TO 0545 VOLUME 1107
 AM TOTAL 3599
 PM TOTAL 8191

09/27/13 FRIDAY		AM HOURS											PM HOURS												
	12	1	2	3	4	5	6	7	8	9	10	11	12	1	2	3	4	5	6	7	8	9	10	11	DAILY
	1	2	3	4	5	6	7	8	9	10	11	12	1	2	3	4	5	6	7	8	9	10	11	12	TOTAL
00-15	40	24	19	9	14	28	60	110	123	131	168	147	146	149	161	202	232	247	224	160	120	94	75	65	
15-30	50	20	5	8	8	28	79	139	116	148	136	149	150	186	226	245	259	294	210	194	107	93	86	81	
30-45	36	21	9	12	21	39	94	145	155	144	139	134	176	164	174	231	254	253	201	171	104	81	68	63	
45-00	28	19	7	32	26	65	137	150	151	138	147	181	174	177	218	211	285	254	176	119	127	86	73	56	
HOUR	-----																								
TOT	154	84	40	61	69	160	370	544	545	561	590	611	646	676	779	889	1030	1048	811	644	458	354	302	265	11691

AM PEAK HOUR 1100 TO 1200 VOLUME 611
 PM PEAK HOUR 0430 TO 0530 VOLUME 1080
 AM TOTAL 3789
 PM TOTAL 7902

09/28/13 SATURDAY		AM HOURS											PM HOURS												
	12	1	2	3	4	5	6	7	8	9	10	11	12	1	2	3	4	5	6	7	8	9	10	11	DAILY
	1	2	3	4	5	6	7	8	9	10	11	12	1	2	3	4	5	6	7	8	9	10	11	12	TOTAL
00-15	35	25	16	6	24	15	23	56	77	99	118	143	184	166	175	151	152	151	132	122	82	81	75	44	
15-30	42	28	10	16	10	22	32	74	86	126	137	158	180	184	185	159	141	161	135	99	75	91	74	66	
30-45	34	21	13	11	16	35	38	60	101	137	115	167	148	154	146	155	156	150	115	91	85	76	57	52	
45-00	29	18	19	19	14	21	53	81	100	137	140	194	225	150	178	165	158	125	124	85	86	64	49	36	
HOUR	-----																								
TOT	140	92	58	52	64	93	146	271	364	499	510	662	737	654	684	630	607	587	506	397	328	312	255	198	8846

AM PEAK HOUR 1100 TO 1200 VOLUME 662
 PM PEAK HOUR 1200 TO 0100 VOLUME 737
 AM TOTAL 2951
 PM TOTAL 5895

STATE OF WASHINGTON - DEPARTMENT OF TRANSPORTATION
 TRIPS SYSTEM
 15 MINUTE TRAFFIC COUNT SUMMARY

SR 014	MP 016.08	OFF SYSTEM ID.	LEG 1	DIRECTION OF TRAFFIC EASTBOUND																LANE 12	OF 2						
COUNT IDENTIFIER	13-002	COUNTER NUMBER	397067 *	DESCRIPTION: ON SR 14 W/O WASHOUGAL RIVER RD WYE CONN																							
09/29/13 SUNDAY	AM HOURS												PM HOURS												DAILY		
	12	1	2	3	4	5	6	7	8	9	10	11	12	1	2	3	4	5	6	7	8	9	10	11	12	TOTAL	
00-15	27	30	21	8	6	12	15	29	29	53	73	94	107	110	132	167	144	119	107	112	84	44	36	31			
15-30	31	22	11	12	9	14	18	27	28	60	70	78	111	113	120	150	135	132	117	100	57	42	45	37			
30-45	21	20	19	11	8	8	20	26	50	54	107	86	145	122	147	144	136	132	93	82	73	53	28	19			
45-00	19	13	15	14	7	25	19	25	57	75	100	104	147	139	136	140	123	124	103	60	60	40	36	26			
HOUR	-----																										
TOT	98	85	66	45	30	59	72	107	164	242	350	362	510	484	535	601	538	507	420	354	274	179	145	113	6340		

AM PEAK HOUR 1030 TO 1130 VOLUME 379
 PM PEAK HOUR 0300 TO 0400 VOLUME 601
 AM TOTAL 1680
 PM TOTAL 4660

09/30/13 MONDAY	AM HOURS												PM HOURS												DAILY	
	12	1	2	3	4	5	6	7	8	9	10	11	12	1	2	3	4	5	6	7	8	9	10	11	12	TOTAL
00-15	18	9	12	4	25	26	53	107	94	110	137															
15-30	12	14		10	17	23	96	134	104	128	123															
30-45	19	6	11	13	20	34	103	114	116	129	141															
45-00	14	8	4	23	22	62	143	135	90	125																
HOUR	-----																									
TOT	63	37	27	50	84	145	395	490	404	492	401														2588	

AM PEAK HOUR 0945 TO 1045 VOLUME 526
 PM PEAK HOUR 0000 TO 0000 VOLUME 0
 AM TOTAL 2588
 PM TOTAL 0

09/23/13 THRU 09/30/13
 TOTAL HOURS FOR COUNT 96

3 DAYS FACTOR GROUP P06 FACTOR GROUP P06
 AVG WEEKDAY VOL 11374 X SEASONAL ADJ. FACTOR 0.8900 = 10123 X AXLE CORR FACTOR 0.9421 = ESTIMATED AVG DAILY TRAFFIC 9537

STATE OF WASHINGTON - DEPARTMENT OF TRANSPORTATION
 TRIP SYSTEM
 15 MINUTE TRAFFIC COUNT SUMMARY

SR 014	MP 016.08	OFF SYSTEM ID.	LEG 1	DIRECTION OF TRAFFIC BOTH WAYS																LANE ALL OF							
COUNT IDENTIFIER	13-002	COUNTER NUMBER	397067 *	DESCRIPTION: ON SR 14 W/O WASHOUGAL RIVER RD WYE CONN																							
09/23/13 MONDAY				AM HOURS											PM HOURS											DAILY	
	12	1	2	3	4	5	6	7	8	9	10	11	12	1	2	3	4	5	6	7	8	9	10	11	12	TOTAL	
	1	2	3	4	5	6	7	8	9	10	11	12	1	2	3	4	5	6	7	8	9	10	11	12	TOTAL		
00-15														316	328	412	431	482	369	257	164	146	77	68			
15-30														328	343	386	438	422	348	214	150	122	69	61			
30-45														343	364	475	451	435	301	197	139	108	80	41			
45-00													314	322	388	468	361	352	233	188	94	99	53	30			
hour																											
TOT														314	1309	1423	1741	1681	1691	1251	856	547	475	279	200	11767	

AM PEAK HOUR 0000 TO 0000 VOLUME 0 AM TOTAL 0
 PM PEAK HOUR 0330 TO 0430 VOLUME 1812 PM TOTAL 11767

09/24/13 TUESDAY				AM HOURS											PM HOURS											DAILY
	12	1	2	3	4	5	6	7	8	9	10	11	12	1	2	3	4	5	6	7	8	9	10	11	12	TOTAL
	1	2	3	4	5	6	7	8	9	10	11	12	1	2	3	4	5	6	7	8	9	10	11	12	TOTAL	
00-15	52	18	20	21	44	126	269	375	344	300	271	303	346	284	328	390	421	440	391	241	217	128	98	59		
15-30	38	26	21	27	57	155	310	457	336	295	302	301	282	353	346	396	455	502	324	224	158	120	88	53		
30-45	40	15	23	40	89	223	384	423	343	272	309	301	318	349	368	500	466	411	325	235	169	106	73	51		
45-00	28	21	6	47	103	244	419	384	355	336	267	276	316	330	339	415	494	460	267	197	174	109	64	50		
hour																										
TOT	158	80	70	135	293	748	1382	1639	1378	1203	1149	1181	1262	1316	1381	1701	1836	1813	1307	897	718	463	323	213	22646	

AM PEAK HOUR 0645 TO 0745 VOLUME 1674 AM TOTAL 9416
 PM PEAK HOUR 0430 TO 0530 VOLUME 1902 PM TOTAL 13230

09/25/13 WEDNESDAY				AM HOURS											PM HOURS											DAILY
	12	1	2	3	4	5	6	7	8	9	10	11	12	1	2	3	4	5	6	7	8	9	10	11	12	TOTAL
	1	2	3	4	5	6	7	8	9	10	11	12	1	2	3	4	5	6	7	8	9	10	11	12	TOTAL	
00-15	42	20	21	27	55	123	282	430	312	333	299	297	304	331	338	392	449	475	355	302	206	163	92	59		
15-30	27	12	19	28	58	152	302	466	342	306	295	324	348	312	373	474	443	440	347	243	216	149	67	69		
30-45	32	21	18	29	88	231	405	460	360	286	294	346	345	319	346	469	443	452	321	218	169	136	64	56		
45-00	36	33	24	52	90	213	368	399	364	301	307	301	340	297	417	461	478	398	322	236	180	101	60	47		
hour																										
TOT	137	86	82	136	291	719	1357	1755	1378	1226	1195	1268	1337	1259	1474	1796	1813	1765	1345	999	771	549	283	231	23252	

AM PEAK HOUR 0700 TO 0800 VOLUME 1755 AM TOTAL 9630
 PM PEAK HOUR 0315 TO 0415 VOLUME 1853 PM TOTAL 13622

STATE OF WASHINGTON - DEPARTMENT OF TRANSPORTATION
TRIPS SYSTEM
15 MINUTE TRAFFIC COUNT SUMMARY

SR 014	MP 016.08	OFF SYSTEM ID.	LEG 1	DIRECTION OF TRAFFIC BOTH WAYS																				LANE ALL OF							
COUNT IDENTIFIER	13-002	COUNTER NUMBER	397067 *	DESCRIPTION: ON SR 14 W/O WASHOUGAL RIVER RD WYE CONN																											
09/26/13 THURSDAY				AM HOURS												PM HOURS												DAILY			
	12	1	2	3	4	5	6	7	8	9	10	11	12	1	2	3	4	5	6	7	8	9	10	11	12	TOTAL					
00-15	45	26	21	21	38	136	282	383	403	300	322	290	319	329	326	403	491	489	382	270	205	152	101	88							
15-30	31	31	29	23	71	149	290	478	355	325	323	313	294	341	443	432	501	474	320	254	219	159	101	92							
30-45	37	33	19	33	86	240	412	456	324	298	345	344	358	368	381	492	447	463	380	286	202	149	89	74							
45-00	26	14	19	51	103	201	375	415	326	342	281	297	302	325	360	483	485	418	355	232	207	111	70	79							
HOUR	-----																														
TOT	139	104	88	128	298	726	1359	1732	1408	1265	1271	1244	1273	1363	1510	1810	1924	1844	1437	1042	833	571	361	333	24063						

AM PEAK HOUR 0715 TO 0815 VOLUME 1752 AM TOTAL 9762
PM PEAK HOUR 0330 TO 0430 VOLUME 1967 PM TOTAL 14301

09/27/13 FRIDAY				AM HOURS												PM HOURS												DAILY
	12	1	2	3	4	5	6	7	8	9	10	11	12	1	2	3	4	5	6	7	8	9	10	11	12	TOTAL		
00-15	72	35	32	21	51	129	279	367	354	323	327	351	337	350	326	400	447	447	371	267	175	136	114	95				
15-30	69	23	16	23	51	153	273	403	344	318	352	348	339	344	423	456	480	502	349	292	168	133	122	104				
30-45	51	35	28	30	66	191	356	436	388	342	342	316	371	334	349	459	483	431	322	260	154	131	115	99				
45-00	37	28	22	53	82	217	382	387	342	299	307	340	354	330	406	407	467	418	284	197	171	143	92	80				
HOUR	-----																											
TOT	229	121	98	127	250	690	1290	1593	1428	1282	1328	1355	1401	1358	1504	1722	1877	1798	1326	1016	668	543	443	378	23825			

AM PEAK HOUR 0700 TO 0800 VOLUME 1593 AM TOTAL 9791
PM PEAK HOUR 0430 TO 0530 VOLUME 1899 PM TOTAL 14034

09/28/13 SATURDAY				AM HOURS												PM HOURS												DAILY
	12	1	2	3	4	5	6	7	8	9	10	11	12	1	2	3	4	5	6	7	8	9	10	11	12	TOTAL		
00-15	65	32	19	12	30	42	64	126	186	242	310	343	395	362	331	300	318	285	253	199	150	140	110	67				
15-30	63	38	17	26	32	66	90	155	201	285	332	324	365	351	331	304	298	319	257	181	144	162	111	94				
30-45	46	31	26	26	35	72	103	169	227	313	296	416	343	359	360	315	332	306	207	168	143	139	98	77				
45-00	44	24	22	31	27	54	107	177	212	291	305	402	394	312	354	360	312	264	219	151	142	101	86	61				
HOUR	-----																											
TOT	218	125	84	95	124	234	364	627	826	1131	1243	1485	1497	1384	1376	1279	1260	1174	936	699	579	542	405	299	17986			

AM PEAK HOUR 1100 TO 1200 VOLUME 1485 AM TOTAL 6556
PM PEAK HOUR 1200 TO 0100 VOLUME 1497 PM TOTAL 11430

STATE OF WASHINGTON - DEPARTMENT OF TRANSPORTATION
 TRIPS SYSTEM
 15 MINUTE TRAFFIC COUNT SUMMARY

SR 014	MP 016.08	OFF SYSTEM ID.	LEG 1	DIRECTION OF TRAFFIC	BOTH WAYS	LANE ALL OF																			
COUNT IDENTIFIER	13-002	COUNTER NUMBER	397067 *	DESCRIPTION: ON SR 14 W/O WASHOUGAL RIVER RD WYE CONN																					
09/29/13 SUNDAY																									
	AM HOURS							PM HOURS																	
	12	1	2	3	4	5	6	7	8	9	10	11	12	1	2	3	4	5	6	7	8	9	10	11	DAILY TOTAL
	1	2	3	4	5	6	7	8	9	10	11	12	1	2	3	4	5	6	7	8	9	10	11	12	
00-15	45	37	30	13	17	34	44	70	77	147	191	229	254	268	278	304	263	252	198	183	140	84	73	47	
15-30	51	33	16	18	24	53	51	67	96	150	205	223	254	257	235	296	258	246	197	180	106	88	76	55	
30-45	37	29	25	14	27	34	50	82	160	176	245	244	296	293	290	297	241	251	184	138	119	80	52	32	
45-00	28	24	18	21	18	44	50	84	163	188	244	226	265	284	271	253	242	213	172	124	97	72	55	37	
HOUR	-----																								
TOT	161	123	89	66	86	165	195	303	496	661	885	922	1069	1102	1074	1150	1004	962	751	625	462	324	256	171	13102

AM PEAK HOUR 1030 TO 1130 VOLUME 941
 PM PEAK HOUR 0245 TO 0345 VOLUME 1168
 AM TOTAL 4152
 PM TOTAL 8950

09/30/13 MONDAY																									
	AM HOURS							PM HOURS																	
	12	1	2	3	4	5	6	7	8	9	10	11	12	1	2	3	4	5	6	7	8	9	10	11	DAILY TOTAL
	1	2	3	4	5	6	7	8	9	10	11	12	1	2	3	4	5	6	7	8	9	10	11	12	
00-15	29	17	22	21	59	129	242	389	305	309	308														
15-30	24	25	9	26	69	160	315	434	317	313	288														
30-45	26	10	16	29	70	192	388	414	328	296	314														
45-00	23	21	11	46	82	254	392	362	326	276															
HOUR	-----																								
TOT	102	73	58	122	280	735	1337	1599	1276	1194	910														7686

AM PEAK HOUR 0645 TO 0745 VOLUME 1629
 PM PEAK HOUR 0000 TO 0000 VOLUME 0
 AM TOTAL 7686
 PM TOTAL 0

09/23/13 THRU 09/30/13
 TOTAL HOURS FOR COUNT 95

3 DAYS FACTOR GROUP P06 FACTOR GROUP P06
 AVG WEEKDAY VOL 23320 X SEASONAL ADJ. FACTOR 0.8900 = 20755 X AXLE CORR FACTOR 0.9421 = ESTIMATED AVG DAILY TRAFFIC 19553

PEAK HOUR PERCENTAGES: K = 8.43 D = 51.96
 PEAK HOUR LOCATION : VOLUME = 1967 DATE: 09/26/13 TIME: 03:30 PM