



Interval 60 min. 15 min.
 Binned(CL/SP) Count(volume)
 Lane No 1 2

Direction Channel 1 _____
 Direction Channel 2 _____
 Unique ID# _____

Counter No. 397064 Count ID HPMS
 SR 14 RRT/RRQ _____ MP 16.08
 Leg 1 Direction WB OSID _____

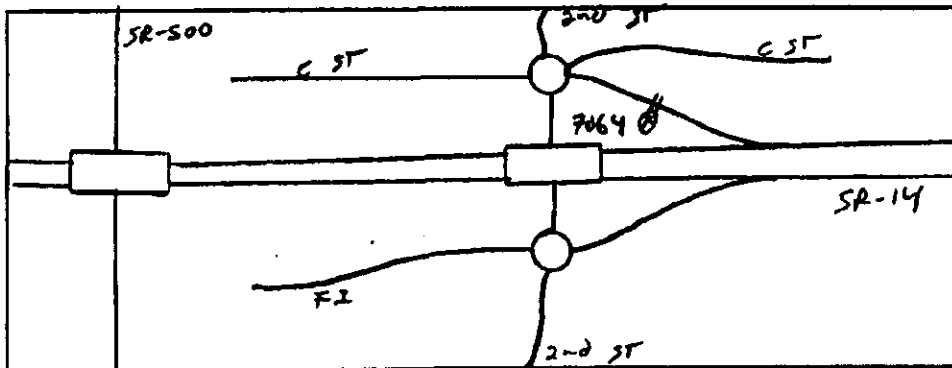
1 OF 2

Station Description ON SR 14 WB OFF RAMP TO 2ND ST

ON SR 14 W/O WASHOUGAL RIVER RD WYE CONN

Date	Day	Time	Comments
9/23/13	2	1229	Manual (1) <u>1</u> (2) _____ Counter (1) <u>1</u> (2) _____ SET COUNTER OK DB/JM
9/24	3	1012	Manual (1) <u>4</u> (2) _____ Counter (1) <u>4</u> (2) _____ CHECK COUNTER OK
9/25	4	1049	Manual (1) <u>10</u> (2) _____ Counter (1) <u>10</u> (2) _____ CHECK COUNTER OK
9/26	5	1017	Manual (1) <u>4</u> (2) _____ Counter (1) <u>4</u> (2) _____ CHECK COUNTER OK
9/27	6	0900	Manual (1) <u>2</u> (2) _____ Counter (1) <u>2</u> (2) _____ CHECK COUNTER OK P/U CNTR 9/30 OK @ 1134 1/1

Sketch



North

DB/5m

Field Person



Interval 60 min. 15 min.
 Binned(CL/SP) Count(volume)
 Lane No 1 2

Direction Channel 1 20F2
 Direction Channel 2 _____
 Unique ID# _____

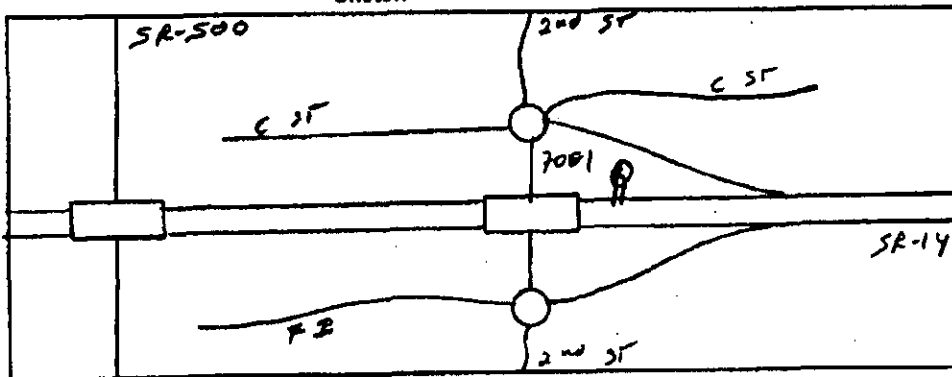
Counter No. 397081 Count ID ~~03-003~~ HPMS
16.08
 SR 14 RRT/RRQ MP 14.02
 Leg 1 ~~SR~~ Direction WB OSID _____

Station Description ON SR 14 AT SR 500 OXING

ON SR 14 W/O WASHOUGAL RIVER RD WYE CONN

Date	Day	Time	Comments
9/23/13	2	1231	Manual (1) <u>1</u> (2) _____ Counter (1) <u>1</u> (2) _____ SET COUNTER OK DB/JM
9/24	3	1013	Manual (1) <u>39</u> (2) _____ Counter (1) <u>39</u> (2) _____ CHECK COUNTER OK
9/25	4	1048	Manual (1) <u>30</u> (2) _____ Counter (1) <u>30</u> (2) _____ CHECK COUNTER OK
9/26	5	1018	Manual (1) <u>38</u> (2) _____ Counter (1) <u>38</u> (2) _____ CHECK COUNTER OK
9/27	6	0859	Manual (1) <u>29</u> (2) _____ Counter (1) <u>29</u> (2) _____ CHECK COUNTER OK P/U CNTR 9/30 OK @ 1132 1/1

Sketch



North

DB / JM
Field Person

Interval 60 min. 15 min.
 Binned(CL/SP) Count(volume)
 Lane No 1 2

Direction Channel 1 _____
 Direction Channel 2 _____
 Unique ID# _____

1 OF 2

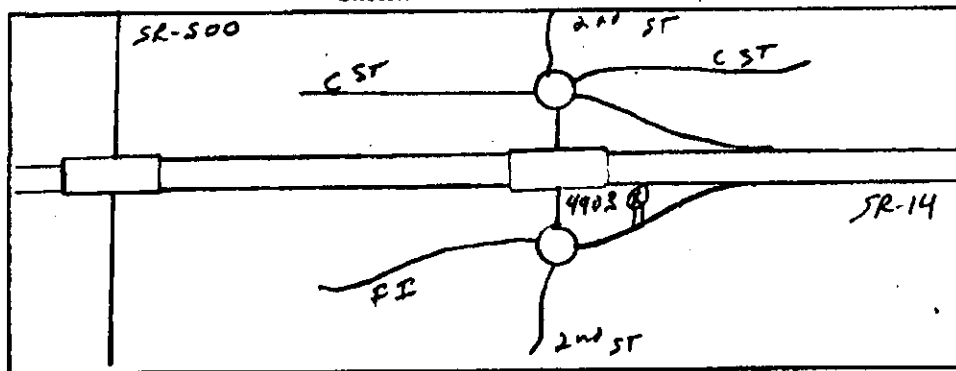
Counter No. 394903 Count ID HPMS
 SR 14 RRT/RRQ _____ MP 16.08
~~8.00~~
 Leg 1 Direction EB OSID _____

Station Description ON SR 14 EB ON RAMP FROM 2ND ST

DN SR 14 W/O WASHOUGAL RIVER RD WYE CONN

Date	Day	Time	Comments
9/23/13	2	1252	Manual (1) <u>1</u> (2) _____ Counter (1) <u>1</u> (2) _____ SET COUNTER OK DB/JM
9/24	3	0936	Manual (1) <u>4</u> (2) _____ Counter (1) <u>4</u> (2) _____ CHECK COUNTER OK
9/25	4	1013	Manual (1) <u>7</u> (2) _____ Counter (1) <u>7</u> (2) _____ CHECK COUNTER OK
9/26	5	0946	Manual (1) <u>4</u> (2) _____ Counter (1) <u>4</u> (2) _____ CHECK COUNTER OK
9/27	6	0822	Manual (1) <u>1</u> (2) _____ Counter (1) <u>1</u> (2) _____ CHECK COUNTER OK P/U CNTR 9/30 OK @ 1100 1/1

Sketch



DB/JM
Field Person



Interval 60 min. 15 min.
 Binned (CL/SP) Count (volume)
 Lane No 1 2

2 OF 2

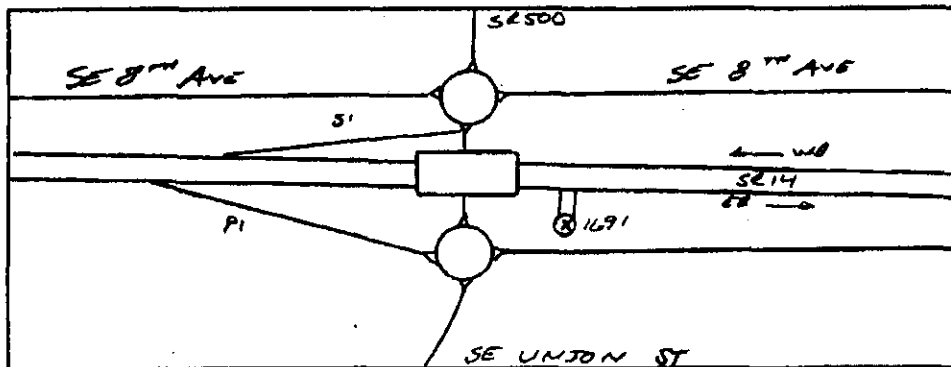
Direction Channel 1 _____
 Direction Channel 2 _____
 Unique ID# _____

Counter No. 391691 Count ID 43-003 HPMS
 SR 14 RRT/RRQ _____ MP 16.08
14.82
 Leg 1 ~~SR~~ Direction EB OSID _____

Station Description DN SR 14 AT SR 5007 SE UNION ST USING
ON SR 14 W/O WASHOUGAL RIVER RD WYE CONN

Date	Day	Time	Comments
9-23-13	2	1141	Manual (1) <u>1</u> (2) _____ Counter (1) <u>1</u> (2) _____ K. JM/DB 6.5 SET O.
9-24-13	3	0929	Manual (1) <u>25</u> (2) _____ Counter (1) <u>25</u> (2) _____ CHECK O.K. JM/DB 6.8
9-25-13	4	1009	Manual (1) <u>21</u> (2) _____ Counter (1) <u>21</u> (2) _____ CHECK O.K. JM/DB 7.0
9-26-13	5	0940	Manual (1) <u>23</u> (2) _____ Counter (1) <u>23</u> (2) _____ CHECK O.K. JM/DB 6.9
9-27-13	6	<u>0812</u>	Manual (1) <u>15</u> (2) _____ Counter (1) <u>15</u> (2) _____ CHECK O.K. JM/DB 6.4 <u>09/30/13 1055 '11 PIV O.K. JM/DB 6.8</u>

Sketch



JM/DB
Field Person

STATE OF WASHINGTON - DEPARTMENT OF TRANSPORTATION
 TRIPS SYSTEM
 HOURLY TRAFFIC CLASSIFICATION SUMMARY

SR 014 MP 016.08 OFF SYSTEM ID. LEG 1 DIRECTION OF TRAFFIC WESTBOUND LANE 1 OF 2
 COUNT IDENTIFIER HPMS COUNTER NUMBER 397064 DESCRIPTION: ON SR 14 W/O WASHOUGAL RIVER RD WYE CONN

09-23-13																	
MONDAY																	
AM HOURS	CARS PICKUPS	SINGLE UNITS				SINGLE UNIT %	DOUBLE UNITS			DOUBLE UNIT %	TRAINS			TRAIN %	TRUCK %	CLASS UNKNOWN	TOTAL VEHICLES
		BUS	MED	HVY	4+	4-	5	6+		5-	6	7+					
12 - 1																	
1 - 2	2																
2 - 3	3																
3 - 4	4																
4 - 5	5																
5 - 6	6																
6 - 7	7																
7 - 8	8																
8 - 9	9																
9 - 10	10																
10 - 11	11																
11 - 12	12																
PM HOURS																	
12 - 1																	
1 - 2	68	2	4	1		8.6		4	6.2			1	1.2	16.0			81
2 - 3	75	1	3	1		6.0		3	3.6					9.6			83
3 - 4	83		4	2		6.6		2	2.2					8.8			91
4 - 5	85	1	3			4.4		1	1.1					5.6			90
5 - 6	93	1	2			3.1		1	2.0		1			5.1			98
6 - 7	58		2			3.3		1	1.6					4.9			61
7 - 8	29		2			6.5								6.5			31
8 - 9	26							1	3.7					3.7			27
9 - 10	14		2			12.5								12.5			16
10 - 11	12		1			7.7								7.7			13
11 - 12	4																4

AM TOTAL																	
PM TOTAL	547	5	23	4		5.4	1	1	13	2.5		1	.2	8.1			595
DAY TOTAL	547	5	23	4		5.4	1	1	13	2.5		1	.2	8.1			595
														2-AXLE EQUIVALENT	628		

DOT-RNB505A-B

STATE OF WASHINGTON - DEPARTMENT OF TRANSPORTATION
 TRIP SYSTEM
 HOURLY TRAFFIC CLASSIFICATION SUMMARY

DATE 10/01/13
 TIME 12:55:39
 PAGE 26

SR 014 MP 016.08 OFF SYSTEM ID. LEG 1 DIRECTION OF TRAFFIC WESTBOUND LANE 1 OF 2

COUNT IDENTIFIER HPMS COUNTER NUMBER 397064 DESCRIPTION: ON SR 14 W/O WASHOUGAL RIVER RD WYE CONN

09-24-13 TUESDAY AM HOURS	CARS PICKUPS	SINGLE UNITS				SINGLE UNIT %	DOUBLE UNITS			DOUBLE UNIT %	TRAINS			TRAIN %	TRUCK %	CLASS UNKNOWN	TOTAL VEHICLES
		BUS	MED	HVY	4+		4-	5	6+		5-	6	7+				
12 - 1	13																13
1 - 2	4							1	20.0						20.0		5
2 - 3	7																7
3 - 4	1		1			50.0									50.0		2
4 - 5	13		1			6.7	1		6.7					13.3		15	
5 - 6	43	1	6			13.7	1		2.0					15.7		51	
6 - 7	79		8			9.1		1	1.1					10.2		88	
7 - 8	90		2	1		3.2		2	2.1					5.3		95	
8 - 9	95	1	2	2		4.9			2.0					6.9		102	
9 - 10	69	1	6	1		10.0		1	1	2.5			1	1.3	13.8	80	
10 - 11	70		1	1		2.7		1	1.4					4.1		73	
11 - 12	96	1	5			5.8	1		1	1.9				7.7		104	
PM HOURS																	
12 - 1	67		1	2		4.2			2	2.8				6.9		72	
1 - 2	84		4	1		5.4	3		3.3					8.7		92	
2 - 3	75		3			3.7	2		1	3.7				7.4		81	
3 - 4	96		10	1		10.0	1		2	2.7				12.7		110	
4 - 5	88	1	3			4.3								4.3		92	
5 - 6	81	1				1.2		2	1	3.5				4.7		85	
6 - 7	50															50	
7 - 8	35		1	1		5.4								5.4		37	
8 - 9	25															25	
9 - 10	9		1			10.0								10.0		10	
10 - 11	17															17	
11 - 12	7															7	
AM TOTAL	580	4	32	5		6.5	3	6	4	2.0			1	.2	8.7	635	
PM TOTAL	634	2	23	5		4.4	6	2	6	2.1				6.5		678	
DAY TOTAL	1214	6	55	10		5.4	9	8	10	2.1			1	.1	7.5	1313	
															2-AXLE EQUIVALENT	1362	

STATE OF WASHINGTON - DEPARTMENT OF TRANSPORTATION
 TRIP SYSTEM
 HOURLY TRAFFIC CLASSIFICATION SUMMARY

SR 014 MP 016.08 OFF SYSTEM ID. LEG 1 DIRECTION OF TRAFFIC WESTBOUND LANE 1 OF 2
 COUNT IDENTIFIER HPMS COUNTER NUMBER 397064 DESCRIPTION: ON SR 14 W/O WASHOUGAL RIVER RD WYE CONN

09-25-13 WEDNESDAY		CARS PICKUPS	SINGLE UNITS				SINGLE UNIT %	DOUBLE UNITS			DOUBLE UNIT %	TRAINS			TRAIN %	TRUCK %	CLASS UNKNOWN	TOTAL VEHICLES	
AM HOURS	BUS		MED	HVY	4+	4-		5	6+	5-		6	7+						
12 - 1		5																5	
1 - 2		2																2	
2 - 3		3		1		20.0						1	20.0		40.0			5	
3 - 4		6		2		25.0									25.0			8	
4 - 5		14		1		6.3		1		6.3					12.5			16	
5 - 6		41	2	4		12.8									12.8			47	
6 - 7		83		5		5.6		1		1.1					6.7		1	90	
7 - 8		88	1	6		7.0		1	3	4.0		1	1.0		12.0			100	
8 - 9		97		2		1.9		1		2.9					4.9		1	103	
9 - 10		74		5	1	7.0		1	2	7.0					14.0			86	
10 - 11		88	3	7	2	11.5		1	2	3.8					15.4			104	
11 - 12		92	1	3		4.0				4.0					8.0			100	
PM HOURS																			
12 - 1		87	1	4		5.2			1	3	4.2				9.4			96	
1 - 2		84	1	4	1	6.6				1	1.1				7.7			91	
2 - 3		85		2	2	4.3		2		2	4.3				8.6			93	
3 - 4		86			1	1.1		1		1	2.2		1	1.1	4.4			90	
4 - 5		101		5		4.6		1		2	2.8				7.3			109	
5 - 6		104	1	1		1.9									1.9			106	
6 - 7		73		2		2.7									2.7			75	
7 - 8		41		1		2.3			1	2.3					4.7			43	
8 - 9		38		2		5.0									5.0			40	
9 - 10		17		1		5.0				1	5.0		1	5.0	15.0			20	
10 - 11		11																11	
11 - 12		4																4	
AM TOTAL		593	7	36	3	6.9		4	8	11	3.5		2	.3	10.7		2	666	
PM TOTAL		731	3	22	4	3.7		4	2	10	2.1		2	.3	6.0			778	
DAY TOTAL		1324	10	58	7	5.2		8	10	21	2.7		4	.3	8.2		2	1444	
																		2-AXLE EQUIVALENT	1523

DOT-RNB505A-B

STATE OF WASHINGTON - DEPARTMENT OF TRANSPORTATION
 TRIP SYSTEM
 HOURLY TRAFFIC CLASSIFICATION SUMMARY

DATE 10/01/13
 TIME 12:55:39
 PAGE 28

SR 014 NP 016.08 OFF SYSTEM ID. LEG 1 DIRECTION OF TRAFFIC WESTBOUND LANE 1 OF 2
 COUNT IDENTIFIER HPMS COUNTER NUMBER 397064 DESCRIPTION: ON SR 14 W/O WASHOUGAL RIVER RD WYE CONN

09-26-13 THURSDAY AM HOURS	CARS PICKUPS	SINGLE UNITS				SINGLE UNIT %	DOUBLE UNITS			DOUBLE UNIT %	TRAINS			TRAIN %	TRUCK %	CLASS UNKNOWN	TOTAL VEHICLES
		BUS	MED	HVY	4+		4-	5	6+		5-	6	7+				
12 - 1	5																5
1 - 2	6				1	14.3									14.3		7
2 - 3	4																4
3 - 4	3		2			40.0											5
4 - 5	17			1		5.3		1		5.3					40.0		19
5 - 6	51	1	4			8.9									10.5		56
6 - 7	96		4			4.0									8.9		100
7 - 8	104		6			5.4		-1	1	1.8					4.0		112
8 - 9	84	1	3			4.3	2		2	4.3					7.1		92
9 - 10	78	1	5	1		8.0		1	2	3.4					8.7		88
10 - 11	86		1			1.1									11.4		87
11 - 12	87	1	4	1		6.4			1	1.1					1.1		87
PM HOURS															7.4		94
12 - 1	89		2			2.1	1	1	1	3.2					5.3		94
1 - 2	72		2	1		3.8		1	2	3.8					7.7		78
2 - 3	88	1	2			3.3			1	1.1					4.3		92
3 - 4	102	1	5			5.5			1	.9					6.4		109
4 - 5	106		3			2.7			2	1.8					4.5		111
5 - 6	99	1	7		1	8.3									8.3		108
6 - 7	71		2			2.6	1	1	1	3.9					6.6		76
7 - 8	31						1			3.1					3.1		32
8 - 9	39																39
9 - 10	17																17
10 - 11	17																17
11 - 12	8																8
AM TOTAL	621	4	29	3	1	5.5	2	3	6	1.6					7.2		669
PM TOTAL	739	3	23	1	1	3.6	3	3	8	1.8					5.4		781
DAY TOTAL	1360	7	52	4	2	4.5	5	6	14	1.7					6.2		1450
															2-AXLE EQUIVALENT		1496

DOT-RNB505A-B

STATE OF WASHINGTON - DEPARTMENT OF TRANSPORTATION
 TRIP SYSTEM
 HOURLY TRAFFIC CLASSIFICATION SUMMARY

DATE 10/01/13
 TIME 12:55:39
 PAGE 29

SR 014 MP 016.08 OFF SYSTEM ID. LEG 1 DIRECTION OF TRAFFIC WESTBOUND LANE 1 OF 2
 COUNT IDENTIFIER HPMS COUNTER NUMBER 397064 DESCRIPTION: ON SR 14 W/O WASHOUGAL RIVER RD WYE CONN

09-27-13		CARS PICKUPS	SINGLE UNITS				SINGLE UNIT X	DOUBLE UNITS			DOUBLE UNIT X	TRAINS			TRAIN %	TRUCK %	CLASS UNKNOWN	TOTAL VEHICLES
FRIDAY	AM HOURS		BUS	MED	HVY	4+		4-	5	6+		5-	6	7+				
12 - 1		11															11	
1 - 2		5															5	
2 - 3		5															5	
3 - 4		3		1		25.0									25.0		4	
4 - 5		10		1		8.3		1		8.3					16.7		12	
5 - 6		49		9		15.3		1		1.7					16.9		59	
6 - 7		78	1	4		5.9		1	1	2.4					8.2		85	
7 - 8		100	1	4	1	5.7									5.7		106	
8 - 9		87	1	3	2	6.3		1	1	2.1					8.4		95	
9 - 10		71		3		3.7		3	1	3	8.6				12.3		81	
10 - 11		91	1	4		5.2									5.2		96	
11 - 12		76	1	4		6.0		1		2	3.6				9.5		84	
PM HOURS																		
12 - 1		92		2	1	3.1			1	1.0					4.2		96	
1 - 2		85		4	2	6.5		1		1.1					7.6		92	
2 - 3		90		3	1	4.1		2		3.1					7.1	1	98	
3 - 4		105		3		2.7		1		1.8					4.5		110	
4 - 5		107		5		4.3		1		1.7					6.1	1	115	
5 - 6		93		2	1	3.1		1		2.0					5.1		98	
6 - 7		56	1	1		3.4			1	1.7					5.1		59	
7 - 8		43															43	
8 - 9		25		1		3.8									3.8		26	
9 - 10		26															26	
10 - 11		20															20	
11 - 12		16		2		10.5		1		5.3					15.8		19	

AM TOTAL		586	5	33	3	6.4		5	5	6	2.5				8.9		643	
PM TOTAL		758	1	23	3	3.6		7		6	1.6				5.2	2	802	
DAY TOTAL		1344	6	56	6	4.8		12	5	12	2.0				6.9	2	1445	
															2-AXLE EQUIVALENT		1494	

DOT-RN8505A-B

STATE OF WASHINGTON - DEPARTMENT OF TRANSPORTATION
 T R I P S S Y S T E M
 HOURLY TRAFFIC CLASSIFICATION SUMMARY

DATE 10/01/13
 TIME 12:55:39
 PAGE 30

SR 014 MP 016.08 OFF SYSTEM ID. LEG 1 DIRECTION OF TRAFFIC WESTBOUND LANE 1 OF 2
 COUNT IDENTIFIER HPMS COUNTER NUMBER 397064 DESCRIPTION: ON SR 14 W/O WASHOUGAL RIVER RD WYE CONN

09-28-13		CARS PICKUPS	SINGLE UNITS				SINGLE UNIT %	DOUBLE UNITS			DOUBLE UNIT %	TRAINS			TRAIN %	TRUCK %	CLASS UNKNOWN	TOTAL VEHICLES	
AM HOURS	BUS		MED	HVY	4+	4-		5	6+	5-		6	7+						
12 - 1		20																20	
1 - 2		3																3	
2 - 3		3																3	
3 - 4		6		1		12.5		1		12.5					25.0			8	
4 - 5		5		1		16.7									16.7			6	
5 - 6		13	1	1		13.3									13.3			15	
6 - 7		30																30	
7 - 8		45	1	1		4.3									4.3			47	
8 - 9		68		1		1.4		1		1.4					2.9			70	
9 - 10		100	1	3		3.7		3		2.8					6.5			107	
10 - 11		98		3		2.9		1		1.0					3.9		1	103	
11 - 12		96		7		6.7		1		1.0					7.7			104	
PM HOURS																			
12 - 1		80		2		3.6		1							3.6			83	
1 - 2		98		5		4.9									4.9			103	
2 - 3		75		4		5.0		1		1.3					6.3			80	
3 - 4		88		2		2.2		2		2.2					4.3			92	
4 - 5		81	1	1		2.4									2.4			83	
5 - 6		77	1	2		3.7		1		1.2					4.9			81	
6 - 7		59						1		1.7					1.7			60	
7 - 8		39																39	
8 - 9		30		1		3.2									3.2			31	
9 - 10		25		1		3.8									3.8			26	
10 - 11		17															1	18	
11 - 12		9																9	

AM TOTAL		487	3	18		4.1		3	4	1.4					5.4		1	516	
PM TOTAL		678	2	18		3.0		5	4	.7					3.7		1	705	
DAY TOTAL		1165	5	36		3.4		8	4	1.0					4.4		2	1221	
																	2-AXLE EQUIVALENT		1236

STATE OF WASHINGTON - DEPARTMENT OF TRANSPORTATION
 TRIP SYSTEM
 HOURLY TRAFFIC CLASSIFICATION SUMMARY

SR 014 MP 016.08 OFF SYSTEM ID. LEG 1 DIRECTION OF TRAFFIC WESTBOUND LANE 1 OF 2

COUNT IDENTIFIER HPMS COUNTER NUMBER 397064 DESCRIPTION: ON SR 14 W/O WASHOUGAL RIVER RD WYE CONN

09-29-13 SUNDAY		CARS PICKUPS	SINGLE UNITS				SINGLE UNIT %	DOUBLE UNITS			DOUBLE UNIT %	TRAINS			TRAIN %	TRUCK %	CLASS UNKNOWN	TOTAL VEHICLES
AM HOURS	PM HOURS		BUS	MED	HVY	4+		4-	5	6+		5-	6	7+				
12 - 1		12															12	
1 - 2		8		1	1	20.0									20.0		10	
2 - 3		4						1			20.0				20.0		5	
3 - 4		3															3	
4 - 5		4															4	
5 - 6		18															18	
6 - 7		18															18	
7 - 8		29		1		3.3								3.3		30		
8 - 9		48		1		2.0								2.0		49		
9 - 10		54		2		3.6								3.6		56		
10 - 11		63		3		5.9		1		1.5				7.4		68		
11 - 12		57		2		3.3		2		3.3				6.6		61		
12 - 1	PM HOURS	75		1		1.3		1		1.3				2.6		77		
1 - 2		76		3	1	4.9		1		1.2				6.2		81		
2 - 3		69	1	1	1	4.0		3		4.0				8.0		75		
3 - 4		83						2		2.4				2.4		85		
4 - 5		47			1	2.1								2.1		48		
5 - 6		54		2		3.6								3.6		56		
6 - 7		38		2		5.0								5.0		40		
7 - 8		29														29		
8 - 9		23						1		4.2				4.2		24		
9 - 10		12		1		7.7								7.7		13		
10 - 11		12														12		
11 - 12		2														2		
AM TOTAL		318		10	1	3.6		4		1.2				4.8		334		
PM TOTAL		520	1	10	3	2.6		8		1.5				4.1		542		
DAY TOTAL		838	1	20	4	3.0		12		1.4				4.3		876		
																	2-AXLE EQUIVALENT	891

DOT-RNB505A-B

STATE OF WASHINGTON - DEPARTMENT OF TRANSPORTATION
 TRIP SYSTEM
 HOURLY TRAFFIC CLASSIFICATION SUMMARY

DATE 10/01/13
 TIME 12:55:39
 PAGE 32

SR 014 MP 016.08 OFF SYSTEM ID. LEG 1 DIRECTION OF TRAFFIC WESTBOUND LANE 1 OF 2
 COUNT IDENTIFIER HPMS COUNTER NUMBER 397064 DESCRIPTION: ON SR 14 W/O WASHOUGAL RIVER RD WYE CONN

09-30-13 MONDAY AM HOURS	CARS PICKUPS	SINGLE UNITS				SINGLE UNIT %	DOUBLE UNITS			DOUBLE UNIT %	TRAINS			TRAIN %	TRUCK %	CLASS UNKNOWN	TOTAL VEHICLES
		BUS	MED	HVY	4+		4-	5	6+		5-	6	7+				
12 - 1	8																8
1 - 2	5																5
2 - 3	2																2
3 - 4	5		1			14.3	1			14.3					28.6		7
4 - 5	8																8
5 - 6	41	1	6	1	2	14.0	1	1		4.0					18.0		50
6 - 7	65		6	1		11.5	3	1		5.1					16.7		78
7 - 8	103	1	4		1	5.4	1	1		1.8					7.2		111
8 - 9	106	1	3			3.6			1	.9					4.5		111
9 - 10	89		3	1	1	5.2			3	3.1					8.2		97
10 - 11	88		4			4.2			3	3.1			1	1.0	8.3		96
11 - 12																	
12 - 1																	
1 - 2																	
2 - 3																	
3 - 4																	
4 - 5																	
5 - 6																	
6 - 7																	
7 - 8																	
8 - 9																	
9 - 10																	
10 - 11																	
11 - 12																	
AM TOTAL	520	3	27	2	4	6.3	6	2	8	2.8			1	.2	9.2		573
PM TOTAL																	
DAY TOTAL	520	3	27	2	4	6.3	6	2	8	2.8			1	.2	9.2	2-AXLE EQUIVALENT	573 606

DOT-RNB505A-B

STATE OF WASHINGTON - DEPARTMENT OF TRANSPORTATION
 TRIP SYSTEM
 HOURLY TRAFFIC CLASSIFICATION SUMMARY

DATE 10/01/13
 TIME 12:55:39
 PAGE 33

SR 014 MP 016.08 OFF SYSTEM ID. LEG 1 DIRECTION OF TRAFFIC WESTBOUND LANE 2 OF 2
 COUNT IDENTIFIER HPMS COUNTER NUMBER 397081 DESCRIPTION: ON SR 14 W/O WASHOUGAL RIVER RD WYE CONN

09-23-13		CARS PICKUPS	SINGLE UNITS				SINGLE UNIT %	DOUBLE UNITS			DOUBLE UNIT %	TRAINS			TRAIN %	TRUCK %	CLASS UNKNOWN	TOTAL VEHICLES
MONDAY	AM HOURS		BUS	MED	HVY	4+		4-	5	6+		5-	6	7+				
	12 - 1																	
	1 - 2																	
	2 - 3																	
	3 - 4																	
	4 - 5																	
	5 - 6																	
	6 - 7																	
	7 - 8																	
	8 - 9																	
	9 - 10																	
	10 - 11																	
	11 - 12																	
	12 - 1																	
	1 - 2	427	2	28	6		7.3	8	13	5	5.3			4	.8	13.4	1	494
	2 - 3	429	2	27	6	1	7.3	8	9	5	4.5		1	2	.6	12.4		490
	3 - 4	549	5	23	5		5.5	8	8	4	3.3			2	.3	9.1	1	605
	4 - 5	524	1	23	1	1	4.5	5	5	9	3.3	1		1	.3	8.2	3	574
	5 - 6	486		26	2		5.3	3	2	7	2.3					7.6		526
	6 - 7	327	3	17	3		6.5	2	1	2	1.4	1			.3	8.1		356
	7 - 8	241		10			3.9	2	3		1.9			1	.4	6.2		257
	8 - 9	127	1	5			4.3		3	2	3.6					8.0		138
	9 - 10	120							3		2.4					2.4		123
	10 - 11	81		2			2.4		1	1	2.4					4.7		85
	11 - 12	57		1			1.6	1	2	1	6.5					8.1		62

	AM TOTAL																	
	PM TOTAL	3368	14	162	23	2	5.4	37	50	36	3.3	2	1	10	.4	9.1	5	3710
	DAY TOTAL	3368	14	162	23	2	5.4	37	50	36	3.3	2	1	10	.4	9.1	5	3710
																2-AXLE EQUIVALENT		3938

STATE OF WASHINGTON - DEPARTMENT OF TRANSPORTATION
 TRIP SYSTEM
 HOURLY TRAFFIC CLASSIFICATION SUMMARY

SR 014 NP 016.08 OFF SYSTEM ID. LEG 1 DIRECTION OF TRAFFIC WESTBOUND LANE 2 OF 2
 COUNT IDENTIFIER HPMS COUNTER NUMBER 397081 DESCRIPTION: ON SR 14 W/O WASHOUGAL RIVER RD WYE CONN

09-24-13 TUESDAY AM HOURS	CARS PICKUPS	SINGLE UNITS				SINGLE UNIT %	DOUBLE UNITS			DOUBLE UNIT %	TRAINS			TRAIN %	TRUCK %	CLASS UNKNOWN	TOTAL VEHICLES
		BUS	MED	HVY	4+		4-	5	6+		5-	6	7+				
12 - 1	47		1			2.0			1	2.0					4.1		49
1 - 2	23		2			7.7					1			3.8	11.5		26
2 - 3	24		2			7.1		1		3.6			1	3.6	14.3		28
3 - 4	51		5	1		9.2		5	1	9.2			1	1.5	20.0	1	65
4 - 5	153	1	6			4.2		4	1	3.0			3	1.8	8.9		168
5 - 6	487		32			6.0	1	7	3	2.1			2	.4	8.5		532
6 - 7	812		32	1		3.8	2	6	7	1.7	1		1	.2	5.8	1	863
7 - 8	949	3	35	3		4.1	2	6	5	1.3			4	.4	5.7	2	1009
8 - 9	703	2	22	1		3.4	2	11	2	2.0			3	.4	5.8		746
9 - 10	529	8	24	2		5.8	2	7	8	2.9			6	1.0	9.7		586
10 - 11	465	5	18	5	2	5.8	4	9	5	3.5			4	.8	10.1		517
11 - 12	452	2	25	5		6.2	10	13	6	5.6			4	.8	12.6		517
PM HOURS																	
12 - 1	454	2	26	5	2	6.8	8	7	7	4.3	1		5	1.2	12.2		517
1 - 2	475	3	24	6	3	6.7	7	13	3	4.3			3	.6	11.5	2	539
2 - 3	423	3	20	5	1	6.0	6	14	5	5.2	1		3	.8	12.1		481
3 - 4	570	3	18	5		4.2	7	7	5	3.1			2	.3	7.6	1	618
4 - 5	577	2	30	2		5.4	3	7	8	2.9			2	.3	8.6		631
5 - 6	552	1	22	2		4.2	1	3	3	1.2		1	3	.7	6.1	1	589
6 - 7	388	4	9			3.2	2	2	1	1.2			1	.2	4.7	1	408
7 - 8	230		8			3.2	1	7	1	3.6			2	.8	7.6		249
8 - 9	208	1	8	1		4.4		6		2.7			1	.4	7.6		225
9 - 10	113		4			3.3	1	3		3.3					6.6		121
10 - 11	73							1	2	3.9			1	1.3	5.2		77
11 - 12	51							3	2	8.8			1	1.8	10.5		57
AM TOTAL	4695	21	204	18	2	4.8	23	69	39	2.6	2		29	.6	8.0	4	5106
PM TOTAL	4114	19	169	26	6	4.9	36	73	37	3.2	2	1	24	.6	8.7	5	4512
DAY TOTAL	8809	40	373	44	8	4.8	59	142	76	2.9	4	1	53	.6	8.3	9	9618
2-AXLE EQUIVALENT																	
10213																	

STATE OF WASHINGTON - DEPARTMENT OF TRANSPORTATION
 TRIP SYSTEM
 HOURLY TRAFFIC CLASSIFICATION SUMMARY

SR 014 MP 016.08 OFF SYSTEM ID. LEG 1 DIRECTION OF TRAFFIC WESTBOUND LANE 2 OF 2
 COUNT IDENTIFIER HPMS COUNTER NUMBER 397081 DESCRIPTION: ON SR 14 W/O WASHOUGAL RIVER RD WYE CONN

09-25-13 WEDNESDAY		CARS PICKUPS		SINGLE UNITS			SINGLE UNIT %	DOUBLE UNITS			DOUBLE UNIT %	TRAINS			TRAIN %	TRUCK %	CLASS UNKNOWN	TOTAL VEHICLES
AM HOURS		BUS	MED	HVY	4+		4-	5	6+		5-	6	7+					
12 - 1	45			1		2.2										2.2		46
1 - 2	26		1			3.3		1		3.3	1	1		6.7	13.3		30	
2 - 3	29													3.3	3.3		30	
3 - 4	60		3		1	5.9		3		4.4	1	1		1.5	11.8		68	
4 - 5	142	1	1	2		2.6	1		2	2.0		4		2.6	7.2		153	
5 - 6	476		27		1	5.5	3	4	1	1.6					7.0	1	513	
6 - 7	803		39	1	2	4.9	3	4	5	1.4			3	.3	6.6	1	861	
7 - 8	984	4	28	4		3.5	6	7	4	1.6			3	.3	5.4	2	1042	
8 - 9	696	6	25	2	1	4.5	4	9	8	2.8			1	.1	7.4		752	
9 - 10	521	2	21	2	1	4.6	3	8	2	2.3			2	.4	7.3		562	
10 - 11	431	7	24	5	2	7.7	3	13	7	4.6			4	.8	13.1		496	
11 - 12	448	5	19	2	2	5.5	5	10	15	5.9			4	.8	12.2		510	
PM HOURS																		
12 - 1	427	4	30	3		7.7	3	5	5	2.7			4	.8	11.2		481	
1 - 2	458	1	21	2	2	5.1	8	7	4	3.7	1		3	.8	9.7		507	
2 - 3	488	7	29	6	3	8.1	6	5	5	2.9			8	1.4	12.4		557	
3 - 4	574	3	24	7		5.4	7	9	2	2.9	1		2	.5	8.7	2	631	
4 - 5	580	2	25	1		4.5	7	1	7	2.4			3	.5	7.3	1	627	
5 - 6	503		17			3.2	4	3	8	2.8			2	.4	6.3	1	538	
6 - 7	383	1	23	1		6.0	2	1	2	1.2			1	.2	7.5	2	416	
7 - 8	303	1	17	1		5.8	3	3		1.8					7.6		328	
8 - 9	209		6			2.7	1	3		1.8					4.6		219	
9 - 10	157		4			2.4		4	1	3.0					5.4		166	
10 - 11	75		1			1.3		4		5.0					6.3		80	
11 - 12	60								1	1.6					1.6		61	
AM TOTAL	4661	25	188	19	10	4.8	28	59	44	2.6	2		23	.5	7.9	4	5063	
PM TOTAL	4217	19	197	21	5	5.2	41	45	35	2.6	2		23	.5	8.4	6	4611	
DAY TOTAL	8878	44	385	40	15	5.0	69	104	79	2.6	4		46	.5	8.1	10	9674	
																	2-AXLE EQUIVALENT	10213

DOT-RNB505A-B

STATE OF WASHINGTON - DEPARTMENT OF TRANSPORTATION
TRIPS SYSTEM
HOURLY TRAFFIC CLASSIFICATION SUMMARY

DATE 10/01/13
TIME 12:55:39
PAGE 36

SR 014 MP 016.08 OFF SYSTEM ID. LEG 1 DIRECTION OF TRAFFIC WESTBOUND LANE 2 OF 2

COUNT IDENTIFIER HPMS COUNTER NUMBER 397081 DESCRIPTION: ON SR 14 W/O WASHOUGAL RIVER RD WYE CONN

09-26-13 THURSDAY AM HOURS	CARS PICKUPS	SINGLE UNITS				SINGLE UNIT %	DOUBLE UNITS			DOUBLE UNIT %	TRAINS			TRAIN %	TRUCK %	CLASS UNKNOWN	TOTAL VEHICLES
		BUS	MED	HVY	4+		4-	5	6+		5-	6	7+				
12 - 1	36																36
1 - 2	31		1			2.8		1	1	5.6	1	1	5.6	13.9			36
2 - 3	30		3			7.7		4	1	12.8		1	2.6	23.1			39
3 - 4	61		3	1		6.0		2	2	3.0				9.0			67
4 - 5	155	1	7	2		5.8		3	3	3.5		2	1.2	10.4			173
5 - 6	455	1	27			5.7	3	4		1.4	1		.2	7.3			491
6 - 7	767		35	2	1	4.6	4	3	3	1.2	1	4	.6	6.5	1		821
7 - 8	939	3	31	1	6	4.1	5	4	5	1.4	1	3	.4	5.9	1		999
8 - 9	726	5	25	5	1	4.6	1	5	3	1.2		4	.5	6.3	1		776
9 - 10	532	4	31	6	4	7.6	3	9	3	2.5	1	1	.5	10.6			595
10 - 11	483	2	22	5	3	5.8	9	12	7	5.1	1	10	2.0	12.8			554
11 - 12	459	2	28	7	4	7.8	5	8	3	3.0	1	7	1.5	12.4	1		525
PM HOURS																	
12 - 1	451	2	20	2	2	5.2	4	9	3	3.2		3	.6	9.1			496
1 - 2	476	3	24	3	4	6.3	7	14	8	5.3		4	.7	12.3			543
2 - 3	503	4	34	5	3	8.0	6	9	4	3.3		4	.9	12.2			573
3 - 4	585	3	28	9	2	6.4	10	7	5	3.4	1	6	1.1	10.8			656
4 - 5	628	2	35	5		6.0	8	5	10	3.3		3	.4	9.7	2		698
5 - 6	600		19	2		3.3	3	3	7	2.0	1	1	.3	5.7			636
6 - 7	417		19			4.3	4	2	2	1.8	1	1	.4	6.5			446
7 - 8	314		10	2		3.6	1	2		.9				4.5	2		331
8 - 9	220	1	7			3.4	1	4		2.1				5.6	1		234
9 - 10	162		5			2.9	1	3		2.3		1	.6	5.8			172
10 - 11	62		1			1.4		3		4.3		2	4.3	10.0	1		70
11 - 12	69		2			2.8			1	1.4				4.2			72
AM TOTAL	4674	18	213	29	19	5.5	30	53	31	2.2	7	1	.8	8.5	4		5112
PM TOTAL	4487	15	204	28	11	5.2	45	61	40	3.0	3	3	.6	8.8	6		4927
DAY TOTAL	9161	33	417	57	30	5.3	75	114	71	2.6	10	4	.7	8.6	10		10039
2-AXLE EQUIVALENT																	
10651																	

STATE OF WASHINGTON - DEPARTMENT OF TRANSPORTATION
 TRIPS SYSTEM
 HOURLY TRAFFIC CLASSIFICATION SUMMARY

SR 014 MP 016.08 OFF SYSTEM ID. LEG 1 DIRECTION OF TRAFFIC WESTBOUND LANE 2 OF 2
 COUNT IDENTIFIER HPMS COUNTER NUMBER 397081 DESCRIPTION: ON SR 14 W/O WASHOUGAL RIVER RD WYE CONN

09-27-13																		
FRIDAY																		
AM HOURS	CARS PICKUPS	SINGLE UNITS				SINGLE UNIT %	DOUBLE UNITS			DOUBLE UNIT %	TRAINS			TRAIN %	TRUCK %	CLASS UNKNOWN	TOTAL VEHICLES	
		BUS	MED	HVY	4+		4-	5	6+		5-	6	7+					
12 - 1	58		2			3.2		1		1.6						4.8	1	62
1 - 2	25								2	7.4						7.4		27
2 - 3	31	1	1			5.0		2		5.0	1		3	10.0	20.0	1	40	
3 - 4	50		3			5.4		2		3.6			1	1.8	10.7		56	
4 - 5	132	1	6	1		5.3	2	6	2	6.7					12.0		150	
5 - 6	400	1	19	1		4.8	3	8	2	3.0			4	.9	8.7		438	
6 - 7	742		35		1	4.5	1	9	5	1.9			2	.3	6.7		795	
7 - 8	869	3	29		3	3.8	3	2	2	.8		1	2	.3	4.9		914	
8 - 9	670	3	26	3	1	4.5	5	10	6	2.9	1		5	.8	8.2		730	
9 - 10	520	2	23	3	4	5.6	4	11	5	3.5		1	2	.5	9.6		575	
10 - 11	511	1	35	4	3	7.4	6	10	5	3.6	1		5	1.0	12.0	1	582	
11 - 12	535	5	29	4	3	6.8	2	18	3	3.8			2	.3	11.0		601	
PM HOURS																		
12 - 1	516	8	14	5	3	5.2	6	12	8	4.5	1		7	1.4	11.0		580	
1 - 2	474	4	16	5	3	5.3	5	11	6	4.2			4	.8	10.2		528	
2 - 3	515	4	30	6	1	7.1	10	5		2.6		2	3	.9	10.6	1	577	
3 - 4	627	5	32	4		6.0	4	9		1.9			3	.4	8.3	1	685	
4 - 5	609	3	29	1	2	5.2	5	3	12	3.0			5	.7	9.0		669	
5 - 6	564	3	24	4		5.1	5	4	4	2.1			3	.5	7.7	1	612	
6 - 7	415		13		1	3.2	4	2		1.4			1	.2	4.8	1	437	
7 - 8	304	1	11	1		4.0	1	3		1.2					5.3		321	
8 - 9	170	1	6			3.9	2	1		1.7					5.6		180	
9 - 10	154		2			1.3		1	1	1.3					2.5		158	
10 - 11	105		1			.9		3	2	4.5					5.4		111	
11 - 12	90		1			1.1	1			1.1					2.2	1	93	

AM TOTAL	4543	17	208	16	15	5.2	26	79	32	2.8	3	2	26	.6	8.5	3	4970	
PM TOTAL	4543	29	179	26	10	4.9	43	54	33	2.6	1	2	26	.6	8.1	5	4951	
DAY TOTAL	9086	46	387	42	25	5.0	69	133	65	2.7	4	4	52	.6	8.3	8	9921	
																2-AXLE EQUIVALENT	10510	

DOT-RN8505A-B

STATE OF WASHINGTON - DEPARTMENT OF TRANSPORTATION
 TRIP SYSTEM
 HOURLY TRAFFIC CLASSIFICATION SUMMARY

DATE 10/01/13
 TIME 12:55:39
 PAGE 38

SR 014 MP 016.08 OFF SYSTEM ID. LEG 1 DIRECTION OF TRAFFIC WESTBOUND LANE 2 OF 2
 COUNT IDENTIFIER HPMS COUNTER NUMBER 397081 DESCRIPTION: ON SR 14 W/O WASHOUGAL RIVER RD WYE CONN

09-28-13 SATURDAY AM HOURS	CARS PICKUPS	SINGLE UNITS				SINGLE UNIT %	DOUBLE UNITS			DOUBLE UNIT %	TRAINS			TRAIN %	TRUCK %	CLASS UNKNOWN	TOTAL VEHICLES
		BUS	MED	HVY	4+		4-	5	6+		5-	6	7+				
12 - 1	58																58
1 - 2	27							1	3.6					3.6			28
2 - 3	21		2			8.7								8.7			23
3 - 4	28		2			6.3		1	3.1					9.4	1		32
4 - 5	48	1	2			5.8		1	1.9					7.7			52
5 - 6	111		4			3.4		2	3.4					6.7			119
6 - 7	173	1	6			3.8	1	1	1.1					4.9			182
7 - 8	291	1	5			2.0	1	3	1.7					3.6			302
8 - 9	361	1	16	2		5.0	2	1	.8					5.7			383
9 - 10	496		13	1		2.7		2	.4					3.1			512
10 - 11	580	1	17		1	3.1	4		1.0			2	.3	4.4	1		608
11 - 12	651		24	3		3.9	4	3	1.0			2	.3	5.2	2		689
PM HOURS																	
12 - 1	631	1	19	2		3.3	4	3	1.1			1	.2	4.5			661
1 - 2	585		15			2.5	3	4	1.2			1	.2	3.8			608
2 - 3	575	1	15	1		2.8	4	1	.8			1	.3	4.0			599
3 - 4	517		11			2.0	4	5	1.7			1	.3	3.7			537
4 - 5	529		17			3.1	3		.5			1	.2	3.8	2		552
5 - 6	478	1	16			3.4	3		.6			1	.2	4.2			499
6 - 7	344	1	10			3.1	2	1	1.4					4.4			360
7 - 8	258		3			1.1		1	.4					1.5			262
8 - 9	205		8			3.7	1		.9					4.7			215
9 - 10	193		3			1.5	1	2	1.5					3.0			199
10 - 11	123		5			3.9						1	.8	4.7			129
11 - 12	85		2			2.3		1	1.1					3.4			88
AM TOTAL	2845	5	91	6	1	3.4	12	14	6	1.1				4.7	4		2988
PM TOTAL	4523	4	124	3		2.8	25	18	3	1.0		1	.1	3.9	2		4709
DAY TOTAL	7368	9	215	9	1	3.0	37	32	9	1.0		1	.1	4.2	6		7697
														2-AXLE EQUIVALENT			7833

STATE OF WASHINGTON - DEPARTMENT OF TRANSPORTATION
TRIPS SYSTEM
HOURLY TRAFFIC CLASSIFICATION SUMMARY

SR 014 MP 016.08 OFF SYSTEM ID. LEG 1 DIRECTION OF TRAFFIC WESTBOUND LANE 2 OF 2
COUNT IDENTIFIER HPMS COUNTER NUMBER 397081 DESCRIPTION: ON SR 14 W/O WASHOUGAL RIVER RD WYE CONN

09-29-13 SUNDAY AM HOURS	CARS PICKUPS	SINGLE UNITS				SINGLE UNIT %	DOUBLE UNITS			DOUBLE UNIT %	TRAINS			TRAIN %	TRUCK %	CLASS UNKNOWN	TOTAL VEHICLES
		BUS	MED	HVY	4+		4-	5	6+		5-	6	7+				
12 - 1	49		2			3.9								3.9			51
1 - 2	27																27
2 - 3	13		1			6.7			1	6.7				13.3			15
3 - 4	17		1			5.6								5.6			18
4 - 5	47		2			4.0		1		2.0				6.0			50
5 - 6	85								1	1.2				1.2			86
6 - 7	101		2			1.9			1	1.0				2.9			104
7 - 8	156		2			1.3		1		.6	1		.6	2.5			160
8 - 9	269	1	6			2.5		1	1	.7				3.2			278
9 - 10	336	1	10	1		3.4	1	3	1	1.4				4.8			353
10 - 11	438		14			3.1	2	1		.7			2	4.2			457
11 - 12	452	1	10			2.3	5	2		1.5			4	4.6		1	475
PM HOURS																	
12 - 1	439	1	10			2.4	4	2		1.3			2	4.1		1	459
1 - 2	491	1	12			2.5	4	2		1.2			3	4.3		1	514
2 - 3	427		8			1.8	3	1		.9	1		1	3.2		2	443
3 - 4	440	1	14			3.3	3			.7				3.9			458
4 - 5	387	2	12			3.4	2	1	1	1.0				4.4		1	406
5 - 6	381	1	6			1.8	1	1	1	.8				2.6			391
6 - 7	269	1	10			3.9	2	2		1.4				5.3			284
7 - 8	218		5	1		2.6	2	1	2	2.2				4.8			229
8 - 9	151		3			1.9	1	1	1	1.9				3.8			157
9 - 10	125		3	1		3.1		1		.8				3.8			130
10 - 11	85		3			3.3		4		4.3				7.6			92
11 - 12	48		2			3.8		1	1	3.8				7.7			52
AM TOTAL	1990	3	50	1		2.6	8	9	5	1.1	1		6	.3	4.0	1	2074
PM TOTAL	3461	7	88	2		2.7	22	17	6	1.2	1		6	.2	4.1	5	3615
DAY TOTAL	5451	10	138	3		2.7	30	26	11	1.2	2		12	.2	4.1	6	5689
															2-AXLE EQUIVALENT		5815

DOT-RNB505A-B

STATE OF WASHINGTON - DEPARTMENT OF TRANSPORTATION
 TRIP SYSTEM
 HOURLY TRAFFIC CLASSIFICATION SUMMARY

DATE 10/01/13
 TIME 12:55:39
 PAGE 40

SR 014 MP 016.08 OFF SYSTEM ID. LEG 1 DIRECTION OF TRAFFIC WESTBOUND LANE 2 OF 2
 COUNT IDENTIFIER HPMS COUNTER NUMBER 397081 DESCRIPTION: ON SR 14 W/O WASHOUGAL RIVER RD WYE CONN

09-30-13		CARS PICKUPS	SINGLE UNITS				SINGLE UNIT %	DOUBLE UNITS			DOUBLE UNIT %	TRAINS			TRAIN %	TRUCK %	CLASS UNKNOWN	TOTAL VEHICLES
MONDAY	AM HOURS		BUS	MED	HVY	4+		4-	5	6+		5-	6	7+				
	12 - 1	21		2	1	11.5		1	1	7.7					19.2		26	
	1 - 2	16		1	1	9.1		2	2	18.2					27.3		22	
	2 - 3	24						2		7.7					7.7		26	
	3 - 4	50		2		3.5					2		2	7.0	10.5	1	57	
	4 - 5	154	1	9		5.8		5	2	4.0			2	1.2	11.0		173	
	5 - 6	472		28	1	5.7	1	4	4	1.8			2	.4	7.8		512	
	6 - 7	790		35	5	4.8	2	6	2	1.2			1	.1	6.1		841	
	7 - 8	926	2	25	3	3.3	3	4	4	1.1					4.4		969	
	8 - 9	676	5	21	1	3.7	3	12	2	2.4			2	.3	6.4	1	723	
	9 - 10	484	4	15	6	4.8	6	12	7	4.6		1	4	.9	10.4		540	
	10 - 11	439		31	4	6.9	5	13	7	4.9			8	1.6	13.4		507	
	11 - 12																	
	12 - 1																	
	1 - 2																	
	2 - 3																	
	3 - 4																	
	4 - 5																	
	5 - 6																	
	6 - 7																	
	7 - 8																	
	8 - 9																	
	9 - 10																	
	10 - 11																	
	11 - 12																	

AM TOTAL		4052	12	169	22	3	4.7	20	61	31	2.5	2	1	21	.5	7.8	2	4396
PM TOTAL																		
DAY TOTAL		4052	12	169	22	3	4.7	20	61	31	2.5	2	1	21	.5	7.8	2	4396
																2-AXLE EQUIVALENT		4641

STATE OF WASHINGTON - DEPARTMENT OF TRANSPORTATION
 TRIP SYSTEM
 HOURLY TRAFFIC CLASSIFICATION SUMMARY

SR 014 MP 016.08 OFF SYSTEM ID. LEG 1 DIRECTION OF TRAFFIC WESTBOUND LANE 12 OF 2
 COUNT IDENTIFIER HPMS COUNTER NUMBER 397081 DESCRIPTION: ON SR 14 W/O WASHOUGAL RIVER RD WYE CONN

09-23-13		CARS PICKUPS	SINGLE UNITS				SINGLE UNIT %	DOUBLE UNITS			DOUBLE UNIT %	TRAINS			TRAIN %	TRUCK %	CLASS UNKNOWN	TOTAL VEHICLES	
MONDAY	AM HOURS		BUS	MED	HVY	4+		4-	5	6+		5-	6	7+					
	12 - 1																		
	1 - 2																		
	2 - 3																		
	3 - 4																		
	4 - 5																		
	5 - 6																		
	6 - 7																		
	7 - 8																		
	8 - 9																		
	9 - 10																		
	10 - 11																		
	11 - 12																		
	12 - 1																		
	1 - 2	495	4	32	7		7.5	9	13	9		5.4			13.7		1	575	
	2 - 3	504	3	30	7	1	7.2	8	9	8		4.4	1	2	12.0			573	
	3 - 4	632	5	27	7		5.6	8	8	6		3.2		2	9.1	1		696	
	4 - 5	609	2	26	1	1	4.5	5	5	10		3.0	1	1	7.8	3		664	
	5 - 6	579	1	28	2		5.0	3	3	8		2.2			7.2			624	
	6 - 7	385	3	19	3		6.0	2	1	3		1.4	1		7.7			417	
	7 - 8	270		12			4.2	2	3			1.7		1	6.3			288	
	8 - 9	153	1	5			3.6		3	3		3.6			7.3			165	
	9 - 10	134		2			1.4		3			2.2			3.6			139	
	10 - 11	93		3			3.1		1	1		2.0			5.1			98	
	11 - 12	61		1			1.5	1	2	1		6.1			7.6			66	

	AM TOTAL																		
	PM TOTAL	3915	19	185	27	2	5.4	38	51	49		3.2	2	1	11	.3	8.9	5	4305
	DAY TOTAL	3915	19	185	27	2	5.4	38	51	49		3.2	2	1	11	.3	8.9	5	4305
																	2-AXLE EQUIVALENT		4566

STATE OF WASHINGTON - DEPARTMENT OF TRANSPORTATION
 TRIP SYSTEM
 HOURLY TRAFFIC CLASSIFICATION SUMMARY

SR 014 MP 016.08 OFF SYSTEM ID. LEG 1 DIRECTION OF TRAFFIC WESTBOUND LANE 12 OF 2
 COUNT IDENTIFIER HPMS COUNTER NUMBER 397081 DESCRIPTION: ON SR 14 W/O WASHOUGAL RIVER RD WYE CONN

09-24-13 TUESDAY AM HOURS	CARS PICKUPS	SINGLE UNITS				SINGLE UNIT %	DOUBLE UNITS			DOUBLE UNIT %	TRAINS			TRAIN %	TRUCK %	CLASS UNKNOWN	TOTAL VEHICLES
		BUS	MED	HVY	4+		4-	5	6+		5-	6	7+				
12 - 1	60		1			1.6			1	1.6					3.2		62
1 - 2	27		2			6.5		1		3.2	1		3.2	12.9		31	
2 - 3	31		2			5.7		1		2.9			2.9	11.4		35	
3 - 4	52		6	1		10.4		5	1	9.0		1	1.5	20.9	1	67	
4 - 5	166	1	7			4.4	1	4	1	3.3		3	1.6	9.3		183	
5 - 6	530	1	38			6.7	2	7	3	2.1		2	.3	9.1		583	
6 - 7	891		40	1		4.3	2	7	7	1.7		1	.2	6.2	1	951	
7 - 8	1039	3	37	4		4.0	2	8	5	1.4	1	4	.4	5.7	2	1104	
8 - 9	798	3	24	3		3.5	2	11	4	2.0		3	.4	5.9		848	
9 - 10	598	9	30	3		6.3	2	8	9	2.9		7	1.1	10.2		666	
10 - 11	535	5	19	6	2	5.4	4	10	5	3.2		4	.7	9.3		590	
11 - 12	548	3	30	5		6.1	11	13	7	5.0		4	.6	11.8		621	
PM HOURS																	
12 - 1	521	2	27	7	2	6.5	8	7	9	4.1	1	5	1.0	11.5		589	
1 - 2	559	3	28	7	3	6.5	10	13	3	4.1		3	.5	11.1	2	631	
2 - 3	498	3	23	5	1	5.7	8	14	6	5.0	1	3	.7	11.4		562	
3 - 4	666	3	28	6		5.1	8	7	7	3.0		2	.3	8.4	1	728	
4 - 5	665	3	33	2		5.3	3	7	8	2.5		2	.3	8.0		723	
5 - 6	633	2	22	2		3.9	1	5	4	1.5		1	.6	5.9	1	674	
6 - 7	438	4	9			2.8	2	2	1	1.1		1	.2	4.1	1	458	
7 - 8	265		9	1		3.5	1	7	1	3.1		2	.7	7.3		286	
8 - 9	233	1	8	1		4.0		6		2.4		1	.4	6.8		250	
9 - 10	122		5			3.8	1	3		3.1		1		6.9		131	
10 - 11	90							1	2	3.2			1.1	4.3		94	
11 - 12	58							3	2	7.8		1	1.6	9.4		64	
AM TOTAL	5275	25	236	23	2	5.0	26	75	43	2.5	2	30	.6	8.0	4	5741	
PM TOTAL	4748	21	192	31	6	4.8	42	75	43	3.1	2	24	.5	8.4	5	5190	
DAY TOTAL	10023	46	428	54	8	4.9	68	150	86	2.8	4	54	.5	8.2	9	10931	
														2-AXLE EQUIVALENT		11574	

STATE OF WASHINGTON - DEPARTMENT OF TRANSPORTATION
 TRIPS SYSTEM
 HOURLY TRAFFIC CLASSIFICATION SUMMARY

SR 014 MP 016.08 OFF SYSTEM ID. LEG 1 DIRECTION OF TRAFFIC WESTBOUND LANE 12 OF 2

COUNT IDENTIFIER HPMS COUNTER NUMBER 397081 DESCRIPTION: ON SR 14 W/O WASHOUGAL RIVER RD WYE CONN

09-25-13 WEDNESDAY		CARS	SINGLE UNITS				SINGLE	DOUBLE UNITS			DOUBLE	TRAINS			TRAIN	TRUCK	CLASS	TOTAL
AM HOURS	PICKUPS	BUS	MED	HVY	4+	UNIT %	4-	5	6+	UNIT %	5-	6	7+	%	%	UNKNOWN	VEHICLES	
12 - 1	50			1		2.0									2.0		51	
1 - 2	28		1			3.1		1		3.1	1	1		6.3	12.5		32	
2 - 3	32		1			2.9							2	5.7	8.6		35	
3 - 4	66		5		1	7.9		3		3.9	1			1.3	13.2		76	
4 - 5	156	1	2	2		3.0	1	1	2	2.4			4	2.4	7.7		169	
5 - 6	517	2	31		1	6.1	3	4	1	1.4					7.5	1	560	
6 - 7	886		44	1	2	4.9	4	4	5	1.4			3	.3	6.6	2	951	
7 - 8	1072	5	34	4		3.8	7	10	4	1.8			4	.4	6.0	2	1142	
8 - 9	793	6	27	2	1	4.2	5	9	10	2.8			1	.1	7.1	1	855	
9 - 10	595	2	26	3	1	4.9	4	10	5	2.9			2	.3	8.2		648	
10 - 11	519	10	31	7	2	8.3	3	15	9	4.5			4	.7	13.5		600	
11 - 12	540	6	22	2	2	5.2	5	10	19	5.6			4	.7	11.5		610	
PM HOURS																		
12 - 1	514	5	34	3		7.3	3	6	8	2.9			4	.7	10.9		577	
1 - 2	542	2	25	3	2	5.4	8	7	5	3.3	1		3	.7	9.4		598	
2 - 3	573	7	31	8	3	7.5	8	5	7	3.1			8	1.2	11.8		650	
3 - 4	660	3	24	8		4.9	8	9	3	2.8	1		3	.6	8.2	2	721	
4 - 5	681	2	30	1		4.5	8	1	9	2.4			3	.4	7.3	1	736	
5 - 6	607	1	18			3.0	4	3	8	2.3			2	.3	5.6	1	644	
6 - 7	456	1	25	1		5.5	2	1	2	1.0			1	.2	6.7	2	491	
7 - 8	344	1	18	1		5.4	3	4		1.9					7.3		371	
8 - 9	247		8			3.1	1	3		1.5					4.6		259	
9 - 10	174		5			2.7		4	2	3.2			1	.5	6.5		186	
10 - 11	86		1			1.1		4		4.4					5.5		91	
11 - 12	64								1	1.5					1.5		65	
AM TOTAL	5254	32	224	22	10	5.0	32	67	55	2.7	2		25	.5	8.2	6	5729	
PM TOTAL	4948	22	219	25	5	5.0	45	47	45	2.5	2		25	.5	8.1	6	5389	
DAY TOTAL	10202	54	443	47	15	5.0	77	114	100	2.6	4		50	.5	8.1	12	11118	
															2-AXLE EQUIVALENT		11736	

STATE OF WASHINGTON - DEPARTMENT OF TRANSPORTATION
 TRIP SYSTEM
 HOURLY TRAFFIC CLASSIFICATION SUMMARY

SR 014 MP 016.08 OFF SYSTEM ID. LEG 1 DIRECTION OF TRAFFIC WESTBOUND LANE 12 OF 2

COUNT IDENTIFIER HPMS COUNTER NUMBER 397081 DESCRIPTION: ON SR 14 W/O WASHOUGAL RIVER RD WYE CONN

09-26-13 THURSDAY AM HOURS	CARS PICKUPS	SINGLE UNITS				SINGLE UNIT %	DOUBLE UNITS			DOUBLE UNIT %	TRAINS			TRAIN %	TRUCK %	CLASS UNKNOWN	TOTAL VEHICLES
		BUS	MED	HVY	4+		4-	5	6+		5-	6	7+				
12 - 1	41																41
1 - 2	37		1		1	4.7		1	1	4.7	1	1	4.7	14.0			43
2 - 3	34		3			7.0		4	1	11.6		1	2.3	20.9			43
3 - 4	64		5	1		8.3		2		2.8				11.1			72
4 - 5	172	1	7	3		5.7		4	3	3.6			1.0	10.4			192
5 - 6	506	2	31			6.0	3	4		1.3			.2	7.5			547
6 - 7	863		39	2	1	4.6	4	3	3	1.1	1		.5	6.2		1	921
7 - 8	1043	3	37	1	6	4.2	5	5	6	1.4	1		.4	6.0		1	1111
8 - 9	810	6	28	5	1	4.6	3	5	5	1.5			.5	6.6		1	868
9 - 10	610	5	36	7	4	7.6	3	10	5	2.6	1	1	.4	10.7			683
10 - 11	569	2	23	5	3	5.1	9	12	7	4.4	1		10	1.7			641
11 - 12	546	3	32	8	4	7.6	5	8	4	2.7	1		7	1.3		1	619
PM HOURS																	
12 - 1	540	2	22	2	2	4.7	5	10	4	3.2			3	.5	8.5		590
1 - 2	548	3	26	4	4	6.0	7	15	10	5.2			4	.6	11.8		621
2 - 3	591	5	36	5	3	7.4	6	9	5	3.0		1	4	.8	11.1		665
3 - 4	687	4	33	9	2	6.3	10	7	6	3.0	1		6	.9	10.2		765
4 - 5	734	2	38	5		5.6	8	5	12	3.1			3	.4	9.0	2	809
5 - 6	699	1	26	2	1	4.0	3	3	7	1.7	1		1	.3	6.0		744
6 - 7	488		21			4.0	5	3	3	2.1	1		1	.4	6.5		522
7 - 8	345		10	2		3.3	2	2		1.1					4.4	2	363
8 - 9	259	1	7			2.9	1	4		1.8					4.8	1	273
9 - 10	179		5			2.6	1	3		2.1			1	.5	5.3		189
10 - 11	79		1			1.1		3		3.4		2	1	3.4	8.0	1	87
11 - 12	77		2			2.5			1	1.3					3.8		80
AM TOTAL	5295	22	242	32	20	5.5	32	56	37	2.2	7	1	33	.7	8.3	4	5781
PM TOTAL	5226	18	227	29	12	5.0	48	64	48	2.8	3	3	24	.5	8.3	6	5708
DAY TOTAL	10521	40	469	61	32	5.2	80	120	85	2.5	10	4	57	.6	8.3	10	11489
															2-AXLE EQUIVALENT		12147

STATE OF WASHINGTON - DEPARTMENT OF TRANSPORTATION
TRIP SYSTEM
HOURLY TRAFFIC CLASSIFICATION SUMMARY

SR 014 MP 016.08 OFF SYSTEM ID. LEG 1 DIRECTION OF TRAFFIC WESTBOUND LANE 12 OF 2
COUNT IDENTIFIER HPMS COUNTER NUMBER 397081 DESCRIPTION: ON SR 14 W/O WASHOUGAL RIVER RD WYE CONN

09-27-13 FRIDAY AM HOURS	CARS PICKUPS	SINGLE UNITS				SINGLE UNIT %	DOUBLE UNITS			DOUBLE UNIT %	TRAINS			TRAIN %	TRUCK %	CLASS UNKNOWN	TOTAL VEHICLES
		BUS	MED	HVY	4+		4-	5	6+		5-	6	7+				
12 - 1	69		2			2.7		1		1.4					4.1	1	73
1 - 2	30								2	6.3					6.3		32
2 - 3	36	1	1			4.4		2		4.4	1		3	8.9	17.8	1	45
3 - 4	53		4			6.7		2		3.3			1	1.7	11.7		60
4 - 5	142	1	7	1		5.6	2	7	2	6.8					12.3		162
5 - 6	449	1	28	1		6.0	3	9	2	2.8			4	.8	9.7		497
6 - 7	820	1	39		1	4.7	2	10	5	1.9			2	.2	6.8		880
7 - 8	969	4	33	1	3	4.0	3	2	2	.7		1	2	.3	5.0		1020
8 - 9	757	4	29	5	1	4.7	5	11	7	2.8	1		5	.7	8.2		825
9 - 10	591	2	26	3	4	5.3	7	12	8	4.1		1	2	.5	9.9		656
10 - 11	602	2	39	4	3	7.1	6	10	5	3.1	1		5	.9	11.1	1	678
11 - 12	611	6	33	4	3	6.7	3	18	5	3.8			2	.3	10.8		685
12 - 1	608	8	16	5	4	4.9	6	12	9	4.0	1		7	1.2	10.1		676
1 - 2	559	4	20	7	3	5.5	6	11	6	3.7			4	.6	9.8		620
2 - 3	605	4	33	7	1	6.7	12	5	1	2.7		2	3	.7	10.1	2	675
3 - 4	732	5	35	4		5.5	5	9	1	1.9			3	.4	7.8	1	795
4 - 5	716	3	34	1	2	5.1	6	3	13	2.8			5	.6	8.5	1	784
5 - 6	657	3	26	4	1	4.8	6	4	5	2.1			3	.4	7.3	1	710
6 - 7	471	1	14		1	3.2	4	2	1	1.4			1	.2	4.8	1	496
7 - 8	347	1	11	1		3.6	1	3		1.1					4.7		364
8 - 9	195	1	7			3.9	2	1		1.5					5.3		206
9 - 10	180		2			1.1		1	1	1.1					2.2		184
10 - 11	125		1			.8		3	2	3.8					4.6		131
11 - 12	106		3			2.7	2			1.8					4.5	1	112
AM TOTAL	5129	22	241	19	15	5.3	31	84	38	2.7	3	2	26	.6	8.6	3	5613
PM TOTAL	5301	30	202	29	12	4.7	50	54	39	2.5	1	2	26	.5	7.7	7	5753
DAY TOTAL	10430	52	443	48	27	5.0	81	138	77	2.6	4	4	52	.5	8.1	10	11366
															2-AXLE EQUIVALENT		12003

DOT-RNB505A-B

STATE OF WASHINGTON - DEPARTMENT OF TRANSPORTATION
 TRIP SYSTEM
 HOURLY TRAFFIC CLASSIFICATION SUMMARY

DATE 10/01/13
 TIME 12:55:39
 PAGE 46

SR 014 MP 016.08 OFF SYSTEM ID. LEG 1 DIRECTION OF TRAFFIC WESTBOUND LANE 12 OF 2
 COUNT IDENTIFIER HPMS COUNTER NUMBER 397081 DESCRIPTION: ON SR 14 W/O WASHOUGAL RIVER RD WYE CONN

09-28-13 SATURDAY AM HOURS	CARS PICKUPS	SINGLE UNITS				SINGLE UNIT %	DOUBLE UNITS			DOUBLE UNIT %	TRAINS			TRAIN %	TRUCK %	CLASS UNKNOWN	TOTAL VEHICLES
		BUS	MED	HVY	4+		4-	5	6+		5-	6	7+				
12 - 1	78																78
1 - 2	30							1	3.2					3.2			31
2 - 3	24		2			7.7								7.7			26
3 - 4	34		3			7.5		2	5.0					12.5	1		40
4 - 5	53	1	3			6.9		1	1.7					8.6			58
5 - 6	124	1	5			4.5		2	3.0					7.5			134
6 - 7	203	1	6			3.3	1	2	.9					4.2			212
7 - 8	336	2	6			2.3	1	3	1.4					3.7			349
8 - 9	429	1	17	2		4.4	3	1	.9					5.3			453
9 - 10	596	1	16	1		2.9		5	.8					3.7			619
10 - 11	678	1	20		1	3.1	5		2	1.0			2	4.4	2		711
11 - 12	747		31	3		4.3	5	3	1.0				2	5.5	2		793
PM HOURS																	
12 - 1	711	1	21	2	1	3.4	4	3	.9				1	4.4			744
1 - 2	683		20			2.8	3	4	1.0				1	3.9			711
2 - 3	650	1	19	1		3.1	5	1	.9			1	1	4.3			679
3 - 4	605		13			2.1	6	5	1.7				1	3.8			629
4 - 5	610	1	18			3.0	3		.5				1	3.6	2		635
5 - 6	555	2	18			3.4	4		.7				1	4.3			580
6 - 7	403	1	10			2.6	3	1	2	1.4				4.0			420
7 - 8	297		3			1.0		1	.3					1.3			301
8 - 9	235		9			3.7	1		1	.8				4.5			246
9 - 10	218		4			1.8	1	2	1.3					3.1			225
10 - 11	140		5			3.4							1	4.1	1		147
11 - 12	94		2			2.1		1	1.0					3.1			97
AM TOTAL	3332	8	109	6	1	3.5	15	18	6	1.1				4.8	5		3504
PM TOTAL	5201	6	142	3	1	2.8	30	18	3	.9			1	3.9	3		5414
DAY TOTAL	8533	14	251	9	2	3.1	45	36	9	1.0			1	4.2	8		8918
														2-AXLE EQUIVALENT			9069

STATE OF WASHINGTON - DEPARTMENT OF TRANSPORTATION
 TRIPS SYSTEM
 HOURLY TRAFFIC CLASSIFICATION SUMMARY

SR 014 MP 016.08 OFF SYSTEM ID. LEG 1 DIRECTION OF TRAFFIC WESTBOUND LANE 12 OF 2
 COUNT IDENTIFIER HPMS COUNTER NUMBER 397081 DESCRIPTION: ON SR 14 W/O WASHOUGAL RIVER RD WYE CONN

09-29-13 SUNDAY AM HOURS	CARS PICKUPS	SINGLE UNITS				SINGLE UNIT %	DOUBLE UNITS			DOUBLE UNIT %	TRAINS			TRAIN %	TRUCK %	CLASS UNKNOWN	TOTAL VEHICLES
		BUS	MED	HVY	4+		4-	5	6+		5-	6	7+				
12 - 1	61		2			3.2									3.2		63
1 - 2	35		1	1		5.4									5.4		37
2 - 3	17		1			5.0	1		1	10.0					15.0		20
3 - 4	20		1			4.8									4.8		21
4 - 5	51		2			3.7		1		1.9					5.6		54
5 - 6	103								1	1.0					1.0		104
6 - 7	119		2			1.6			1	.8					2.5		122
7 - 8	185		3			1.6		1		.5	1		.5		2.6		190
8 - 9	317	1	7			2.4		1	1	.6					3.1		327
9 - 10	390	1	12	1		3.4	1	3	1	1.2					4.6		409
10 - 11	501		17		1	3.4	3	1		.8			2	.4	4.6		525
11 - 12	509	1	12			2.4	7	2		1.7			4	.7	4.9	1	536
PM HOURS																	
12 - 1	514	1	11			2.2	5	2		1.3			2	.4	3.9	1	536
1 - 2	567	1	15	1		2.9	5	2		1.2			3	.5	4.5	1	595
2 - 3	496	1	9	1		2.1	6	1		1.4	1		1	.4	3.9	2	518
3 - 4	523	1	14			2.8	5			.9					3.7		543
4 - 5	434	2	12	1		3.3	2	1	1	.9					4.2	1	454
5 - 6	435	1	8			2.0	1	1	1	.7					2.7		447
6 - 7	307	1	12			4.0	2	2		1.2					5.2		324
7 - 8	247		5	1		2.3	2	1	2	1.9					4.3		258
8 - 9	174		3			1.7	2	1	1	2.2					3.9		181
9 - 10	137		4	1		3.5		1		.7					4.2		143
10 - 11	97		3			2.9		4		3.8					6.7		104
11 - 12	50		2			3.7		1	1	3.7					7.4		54
AM TOTAL	2308	3	60	2	1	2.7	12	9	5	1.1	1		6	.3	4.1	1	2408
PM TOTAL	3981	8	98	5		2.7	30	17	6	1.3	1		6	.2	4.1	5	4157
DAY TOTAL	6289	11	158	7	1	2.7	42	26	11	1.2	2		12	.2	4.1	6	6565
															2-AXLE EQUIVALENT		6706

STATE OF WASHINGTON - DEPARTMENT OF TRANSPORTATION
 TRIP SYSTEM
 HOURLY TRAFFIC CLASSIFICATION SUMMARY

SR 014 MP 016.08 OFF SYSTEM ID. LEG 1 DIRECTION OF TRAFFIC WESTBOUND LANE 12 OF 2
 COUNT IDENTIFIER HPMS COUNTER NUMBER 397081 DESCRIPTION: ON SR 14 W/O WASHOUGAL RIVER RD WYE CONN

09-30-13 MONDAY AM HOURS	CARS PICKUPS	SINGLE UNITS				SINGLE UNIT %	DOUBLE UNITS			DOUBLE UNIT %	TRAINS			TRAIN %	TRUCK %	CLASS UNKNOWN	TOTAL VEHICLES	
		BUS	MED	HVY	4+		4-	5	6+		5-	6	7+					
12 - 1	29		2	1		8.8		1	1		5.9				14.7		34	
1 - 2	21		1	1		7.4		2	2		14.8				22.2		27	
2 - 3	26							2			7.1				7.1		28	
3 - 4	55		3			4.7	1				1.6	2		2	6.3	12.5	1	64
4 - 5	162	1	9			5.5		5	2		3.9		2	2	1.1	10.5		181
5 - 6	513	1	34	1		6.4	2	4	5		2.0		2		.4	8.7		562
6 - 7	855		41	6		5.3	5	7	2		1.5		1		.1	7.0		919
7 - 8	1029	3	29	3	3	3.5	4	5	4		1.2					4.7		1080
8 - 9	782	6	24	1		3.7	3	12	3		2.2			2	.2	6.1	1	834
9 - 10	573	4	18	7	2	4.9	6	12	10		4.4		1	4	.8	10.0		637
10 - 11	527		35	4		6.5	5	13	10		4.6			9	1.5	12.6		603
11 - 12																		
PM HOURS																		
12 - 1																		
1 - 2																		
2 - 3																		
3 - 4																		
4 - 5																		
5 - 6																		
6 - 7																		
7 - 8																		
8 - 9																		
9 - 10																		
10 - 11																		
11 - 12																		
AM TOTAL	4572	15	196	24	7	4.9	26	63	39	2.6	2	1	22	.5	7.9	2	4969	
PM TOTAL																		
DAY TOTAL	4572	15	196	24	7	4.9	26	63	39	2.6	2	1	22	.5	7.9	2	4969	
																2-AXLE EQUIVALENT		5247

09-23-13 THRU 09-30-13

AVERAGE WEEKDAY CLASSIFICATION VOLUMES *****																	
AVG WEEKDAY VOLUME	CARS PICKUPS	SINGLE UNITS				SINGLE UNIT %	DOUBLE UNITS			DOUBLE UNIT %	TRAINS			TRAIN %	TRUCK %	CLASS UNKNOWN	TOTAL VEHICLES
		BUS	MED	HVY	4+		4-	5	6+		5-	6	7+				
10249	47	447	54	18	5.1	75	128	90	2.6	6	2	54	.6	8.2	10	11179	
															AWD 2-AXLE EQUIVALENT	11820	

TOTAL HOURS FOR COUNT 95
 3 DAYS FACTOR GROUP P06
 AVG WEEKDAY VOL 11179 X SEASONAL ADJ. FACTOR 0.8900 = ESTIMATED AVG DAILY TRAFFIC 9949

DOT-RN8505A-B

STATE OF WASHINGTON - DEPARTMENT OF TRANSPORTATION
 TRIP SYSTEM
 HOURLY TRAFFIC CLASSIFICATION SUMMARY

DATE 10/01/13
 TIME 12:55:39
 PAGE 49

SR 014 MP 016.08 OFF SYSTEM ID. LEG 1 DIRECTION OF TRAFFIC EASTBOUND LANE 1 OF 2

COUNT IDENTIFIER HPMS COUNTER NUMBER 394903 DESCRIPTION: ON SR 14 W/O WASHOUGAL RIVER RD WYE CONN

09-23-13

MONDAY AM HOURS	CARS PICKUPS	SINGLE UNITS			SINGLE UNIT %	DOUBLE UNITS			DOUBLE UNIT %	TRAINS			TRAIN %	TRUCK %	CLASS UNKNOWN	TOTAL VEHICLES
		BUS	MED	HVY 4+		4-	5	6+		5-	6	7+				
12 - 1																
1 - 2																
2 - 3																
3 - 4																
4 - 5																
5 - 6																
6 - 7																
7 - 8																
8 - 9																
9 - 10																
10 - 11																
11 - 12																
PM HOURS																
12 - 1																
1 - 2	51		2		3.5	1	2		5.3		1	1.8	10.5			57
2 - 3	70		3	1	4.9	2	3	3	9.8				14.6			82
3 - 4	76	2	3		5.6	2	1	5	8.9		1	1.1	15.6			90
4 - 5	71		1	3	5.0			5	6.3				11.3			80
5 - 6	77		3		3.6		2	1	3.6				7.2			83
6 - 7	47		1		2.0		1		2.0				4.1			49
7 - 8	33		1		2.9								2.9			34
8 - 9	21		2		8.3		1		4.2				12.5			24
9 - 10	20							1	4.8				4.8			21
10 - 11	7															7
11 - 12	12															12

AM TOTAL																
PM TOTAL	485	2	16	4	4.1	5	8	17	5.6		2	.4	10.0			539
DAY TOTAL	485	2	16	4	4.1	5	8	17	5.6		2	.4	10.0			539
													2-AXLE EQUIVALENT			597

STATE OF WASHINGTON - DEPARTMENT OF TRANSPORTATION
 TRIPS SYSTEM
 HOURLY TRAFFIC CLASSIFICATION SUMMARY

SR 014 MP 016.08 OFF SYSTEM ID. LEG 1 DIRECTION OF TRAFFIC EASTBOUND LANE 1 OF 2

COUNT IDENTIFIER HPMS COUNTER NUMBER 394903 DESCRIPTION: ON SR 14 W/O WASHOUGAL RIVER RD WYE CONN

09-24-13 TUESDAY AM HOURS	CARS PICKUPS	SINGLE UNITS				SINGLE UNIT %	DOUBLE UNITS			DOUBLE UNIT %	TRAINS			TRAIN %	TRUCK %	CLASS UNKNOWN	TOTAL VEHICLES
		BUS	MED	HVY	4+		4-	5	6+		5-	6	7+				
12 - 1	7																7
1 - 2	6																6
2 - 3	1							1	50.0					50.0			2
3 - 4	2																2
4 - 5	7	1				11.1		1	11.1					22.2			9
5 - 6	18		2			10.0								10.0			20
6 - 7	22		1			4.3								4.3			23
7 - 8	52	2	2			7.0		1	1.8					8.8			57
8 - 9	48	1	1	4		10.7		2	3.6					14.3			56
9 - 10	43		1			2.2			2.2		1			4.4			45
10 - 11	42		1			2.2		2	6.5		1			8.7			46
11 - 12	41		4			8.7		1	2.2					10.9			46
PM HOURS																	
12 - 1	38		4	2		11.8		1	2	3		1	2.0	25.5			51
1 - 2	49		2			3.6		1	2			1	1.8	10.9			55
2 - 3	66	1	3			5.6						1	1.4	7.0			71
3 - 4	76	1	2			3.7			1	2				7.3			82
4 - 5	84		1	1		2.2			1	2		1	1.1	6.7			90
5 - 6	66		2			2.9				1				4.3			69
6 - 7	54		1			1.8				1				3.6			56
7 - 8	52		1			1.9				1				3.7			54
8 - 9	23							1	1					8.0			25
9 - 10	18		1			5.3								5.3			19
10 - 11	13																13
11 - 12	14																14
AM TOTAL	289	4	12	4		6.3		1	7	2				9.4			319
PM TOTAL	553	2	17	3		3.7		3	8	9		4	.7	7.7			599
DAY TOTAL	842	6	29	7		4.6		4	15	11		4	.4	8.3			918
														2-AXLE EQUIVALENT			980

STATE OF WASHINGTON - DEPARTMENT OF TRANSPORTATION
 TRIPS SYSTEM
 HOURLY TRAFFIC CLASSIFICATION SUMMARY

SR 014 MP 016.08 OFF SYSTEM ID. LEG 1 DIRECTION OF TRAFFIC EASTBOUND LANE 1 OF 2

COUNT IDENTIFIER HPMS COUNTER NUMBER 394903 DESCRIPTION: ON SR 14 W/O WASHOUGAL RIVER RD WYE CONN

09-25-13 WEDNESDAY		CARS	SINGLE UNITS				SINGLE	DOUBLE UNITS			DOUBLE	TRAINS			TRAIN	TRUCK	CLASS	TOTAL	
AM HOURS		PICKUPS	BUS	MED	HVY	4+	UNIT %	4-	5	6+	UNIT %	5-	6	7+	%	%	UNKNOWN	VEHICLES	
12 - 1		4							1		20.0					20.0		5	
1 - 2		1																1	
2 - 3		3																3	
3 - 4		5																5	
4 - 5		13	1				6.7	1			6.7					13.3		15	
5 - 6		16						1			5.9					5.9		17	
6 - 7		33		1			2.9									2.9		34	
7 - 8		52	2	3	2		11.5		1	1	3.3					14.8		61	
8 - 9		30	1	3			10.8		2	2	8.1					18.9		37	
9 - 10		45		2	1		5.5	2	2	2	10.9			1	1.8	18.2		55	
10 - 11		48		4	1		8.2		2	3	8.2			3	4.9	21.3		61	
11 - 12		53		2			3.4	1	1		3.4			1	1.7	8.6		58	
PM HOURS																			
12 - 1		53		3			4.9	1	1	2	6.6			1	1.6	13.1		61	
1 - 2		62	1	2			4.3	1	2		4.3			2	2.9	11.4		70	
2 - 3		63		2	1		4.3	1		1	2.9			1	1.4	8.7		69	
3 - 4		80		3			3.4	1	1	3	5.6			1	1.1	10.1		89	
4 - 5		79		1			1.2		1		1.2			1	1.2	3.7		82	
5 - 6		71		1			1.3	1	1	2	5.2			1	1.3	7.8		77	
6 - 7		59		1			1.7									1.7		60	
7 - 8		55		2			3.5									3.5		57	
8 - 9		34		1			2.8		1		2.8					5.6		36	
9 - 10		21																21	
10 - 11		10																10	
11 - 12		10																10	
AM TOTAL		303	4	15	4		6.5	3	11	7	6.0			5	1.4	13.9		352	
PM TOTAL		597	1	16	1		2.8	5	7	8	3.1			7	1.1	7.0		642	
DAY TOTAL		900	5	31	5		4.1	8	18	15	4.1			12	1.2	9.5		994	
																		2-AXLE EQUIVALENT	1092

STATE OF WASHINGTON - DEPARTMENT OF TRANSPORTATION
 TRIP SYSTEM
 HOURLY TRAFFIC CLASSIFICATION SUMMARY

SR 014 MP 016.08 OFF SYSTEM ID. LEG 1 DIRECTION OF TRAFFIC EASTBOUND LANE 1 OF 2
 COUNT IDENTIFIER HPMS COUNTER NUMBER 394903 DESCRIPTION: ON SR 14 W/O WASHOUGAL RIVER RD WYE CONN

09-26-13 THURSDAY AM HOURS	CARS PICKUPS	SINGLE UNITS				SINGLE UNIT %	DOUBLE UNITS			DOUBLE UNIT %	TRAINS			TRAIN %	TRUCK %	CLASS UNKNOWN	TOTAL VEHICLES
		BUS	MED	HVY	4+		4-	5	6+		5-	6	7+				
12 - 1	7																7
1 - 2	6																6
2 - 3	1						1		50.0					50.0			2
3 - 4	5																5
4 - 5	9	1				9.1	1		9.1					18.2			11
5 - 6	18		1			5.3								5.3			19
6 - 7	28		1			3.4								3.4			29
7 - 8	64	2	3			6.9	1		1.4	1		1	2.8	11.1			72
8 - 9	41	1				2.3	1		2.3					4.7			43
9 - 10	42		2	1		6.5					1	2.2		8.7			46
10 - 11	58		3	1		5.8	3	2	8.7		1	1.4		15.9			69
11 - 12	58		5	1		9.4								9.4			64
PM HOURS																	
12 - 1	69		2			2.8	1		1.4					4.2			72
1 - 2	63	1	1			2.7	3	2	6.8			3	4.1	13.7			73
2 - 3	55		3			4.9	1	2	4.9					9.8			61
3 - 4	105	2	5	1		7.0	1	1	1.7					8.7			115
4 - 5	77							1	3.8					3.8			80
5 - 6	69		5	1		7.8		2	2.6					10.4			77
6 - 7	74		1			1.3								1.3			75
7 - 8	53		1			1.8		1	1.8					3.6			55
8 - 9	38							1									38
9 - 10	18							1	5.3					5.3			19
10 - 11	16																16
11 - 12	21																21
AM TOTAL	337	4	15	3		5.9	4	5	2.7	1		3	1.1	9.7			373
PM TOTAL	658	3	18	2		3.3	2	7	2.6			3	.4	6.3			702
DAY TOTAL	995	7	33	5		4.2	6	12	2.6	1		6	.7	7.4			1075
														2-AXLE EQUIVALENT			1138

STATE OF WASHINGTON - DEPARTMENT OF TRANSPORTATION
 TRIPS SYSTEM
 HOURLY TRAFFIC CLASSIFICATION SUMMARY

SR 014 MP 016.08 OFF SYSTEM ID. LEG 1 DIRECTION OF TRAFFIC EASTBOUND LANE 1 OF 2

COUNT IDENTIFIER HPMS COUNTER NUMBER 394903 DESCRIPTION: ON SR 14 W/O WASHOUGAL RIVER RD WYE CONN

09-27-13		CARS PICKUPS	SINGLE UNITS				SINGLE UNIT %	DOUBLE UNITS			DOUBLE UNIT %	TRAINS			TRAIN %	TRUCK %	CLASS UNKNOWN	TOTAL VEHICLES
FRIDAY	AM HOURS		BUS	MED	HVY	4+		4-	5	6+		5-	6	7+				
12 - 1		13															13	
1 - 2		8						1		10.0			1	10.0	20.0		10	
2 - 3		5															5	
3 - 4		8															8	
4 - 5		9	1			10.0								10.0			10	
5 - 6		15						1		6.3				6.3			16	
6 - 7		37		4		9.8								9.8			41	
7 - 8		74	2	1		3.9								3.9			77	
8 - 9		52	1	4		8.6		1		1.7				10.3			58	
9 - 10		42		3		6.1		1	3	8.2				14.3			49	
10 - 11		58		4		6.0		2	2	6.0			1	1.5	13.4		67	
11 - 12		44		2		4.1		1	1	4.1			1	2.0	10.2		49	
PM HOURS																		
12 - 1		55	1	3		6.5		1	2	4.8				11.3			62	
1 - 2		61		2		2.9		2		5.9			1	1.5	10.3		68	
2 - 3		61		4		5.8		2	1	4.3			1	1.4	11.6		69	
3 - 4		85	1	2	1	4.3			2	2.2			1	1.1	7.6		92	
4 - 5		101		3		2.8		1	1	1.9				4.7			106	
5 - 6		89		4		4.2		1	2	3.1				7.3			96	
6 - 7		58		5		7.7		1		1.5			1	1.5	10.8		65	
7 - 8		58		1		1.7								1.7			59	
8 - 9		35		1		2.7							1	2.7	5.4		37	
9 - 10		24															24	
10 - 11		13															13	
11 - 12		11															11	

AM TOTAL		365	4	18		5.5		4	6	3	3.2		3	.7	9.4		403	
PM TOTAL		651	2	25	1	4.0		3	7	8	2.6		5	.7	7.3		702	
DAY TOTAL		1016	6	43	1	4.5		7	13	11	2.8		8	.7	8.1		1105	
															2-AXLE EQUIVALENT		1174	

STATE OF WASHINGTON - DEPARTMENT OF TRANSPORTATION
 TRIP SYSTEM
 HOURLY TRAFFIC CLASSIFICATION SUMMARY

SR 014 MP 016.08 OFF SYSTEM ID. LEG 1 DIRECTION OF TRAFFIC EASTBOUND LANE 1 OF 2
 COUNT IDENTIFIER HPMS COUNTER NUMBER 394903 DESCRIPTION: ON SR 14 W/O WASHOUGAL RIVER RD WYE CONN

09-28-13		CARS PICKUPS	SINGLE UNITS				SINGLE UNIT %	DOUBLE UNITS			DOUBLE UNIT %	TRAINS			TRAIN %	TRUCK %	CLASS UNKNOWN	TOTAL VEHICLES
SATURDAY AM HOURS			BUS	MED	HVY	4+		4-	5	6+		5-	6	7+				
12 - 1		10															10	
1 - 2		7						1			12.5				12.5		8	
2 - 3		6															6	
3 - 4		7															7	
4 - 5		12	1			7.7								7.7			13	
5 - 6		8		1		10.0		1		10.0				20.0			10	
6 - 7		17						1		5.6				5.6			18	
7 - 8		23		2		8.0								8.0			25	
8 - 9		36															36	
9 - 10		67		2		2.8		1	1	2.8				5.6			71	
10 - 11		59		2		3.3								3.3			61	
11 - 12		67		8		10.4		2		2.6				13.0			77	
PM HOURS																		
12 - 1		63		1		1.6								1.6			64	
1 - 2		62							1	1.6				1.6			63	
2 - 3		68		3		4.2								4.2			71	
3 - 4		53		4		6.8		1	1	3.4				10.2			59	
4 - 5		52															52	
5 - 6		42															42	
6 - 7		45		1		2.2								2.2			46	
7 - 8		29		1		3.2		1		3.2				6.5			31	
8 - 9		25															25	
9 - 10		29															29	
10 - 11		15	1	1		11.8								11.8			17	
11 - 12		19															19	
AM TOTAL		319	1	15		4.7		3	4	2.0				6.7			342	
PM TOTAL		502	1	11		2.3		1	2	.8				3.1			518	
DAY TOTAL		821	2	26		3.3		4	6	1.3				4.5			860	
																	2-AXLE EQUIVALENT	875

DOT-RNB505A-B

STATE OF WASHINGTON - DEPARTMENT OF TRANSPORTATION
 TRIPS SYSTEM
 HOURLY TRAFFIC CLASSIFICATION SUMMARY

DATE 10/01/13
 TIME 12:55:39
 PAGE 55

SR 014 MP 016.08 OFF SYSTEM ID. LEG 1 DIRECTION OF TRAFFIC EASTBOUND LANE 1 OF 2
 COUNT IDENTIFIER HPMS COUNTER NUMBER 394903 DESCRIPTION: ON SR 14 W/O WASHOUGAL RIVER RD WYE CONN

09-29-13		CARS PICKUPS	SINGLE UNITS				SINGLE UNIT %	DOUBLE UNITS			DOUBLE UNIT %	TRAINS			TRAIN %	TRUCK %	CLASS UNKNOWN	TOTAL VEHICLES
AM HOURS			BUS	MED	HVY	4+		4-	5	6+		5-	6	7+				
12 - 1		4			1	20.0									20.0		5	
1 - 2		4															4	
2 - 3		5															5	
3 - 4		3						1		25.0					25.0		4	
4 - 5		2															2	
5 - 6		8		2		18.2		1		9.1					27.3		11	
6 - 7		6															6	
7 - 8		22															22	
8 - 9		18		1		5.3									5.3		19	
9 - 10		35		2		5.4									5.4		37	
10 - 11		42		1	1	4.5									4.5		44	
11 - 12		30															30	
PM HOURS																		
12 - 1		48		2		3.9		1		2.0					5.9		51	
1 - 2		36		1		2.7									2.7		37	
2 - 3		45															45	
3 - 4		48															48	
4 - 5		39		1	1	4.9									4.9		41	
5 - 6		32						1		3.0					3.0		33	
6 - 7		31															31	
7 - 8		18															18	
8 - 9		16															16	
9 - 10		13															13	
10 - 11		7							1	12.5					12.5		8	
11 - 12		15															15	
AM TOTAL		179		6	2	4.2		2		1.1					5.3		189	
PM TOTAL		348		4	1	1.4		2		.8					2.2		356	
DAY TOTAL		527		10	3	2.4		4		.9					3.3		545	
																	2-AXLE EQUIVALENT	553

DOT-RNB505A-B

STATE OF WASHINGTON - DEPARTMENT OF TRANSPORTATION
 TRIPS SYSTEM
 HOURLY TRAFFIC CLASSIFICATION SUMMARY

DATE 10/01/13
 TIME 12:55:39
 PAGE 56

SR 014 MP 016.08 OFF SYSTEM ID. LEG 1 DIRECTION OF TRAFFIC EASTBOUND LANE 1 OF 2
 COUNT IDENTIFIER NPMS COUNTER NUMBER 394903 DESCRIPTION: ON SR 14 W/O WASHOUGAL RIVER RD WYE CONN

09-30-13		CARS PICKUPS	SINGLE UNITS				SINGLE UNIT %	DOUBLE UNITS			DOUBLE UNIT %	TRAINS			TRAIN %	TRUCK %	CLASS UNKNOWN	TOTAL VEHICLES
MONDAY	AM HOURS		BUS	MED	HVY	4+		4-	5	6+		5-	6	7+				
	12 - 1	4															4	
	1 - 2	4															4	
	2 - 3	2															2	
	3 - 4	5															5	
	4 - 5	3	1			25.0									25.0		4	
	5 - 6	18		1		5.0		1	5.0						10.0		20	
	6 - 7	31		1	1	6.1									6.1		33	
	7 - 8	40	2	2	1	10.9		1	2.2						13.0		46	
	8 - 9	40	1	1		4.4		2	6.7						11.1		45	
	9 - 10	46		2		3.9		2	3.9				1	2.0	9.8		51	
	10 - 11	43		2		3.6	1	2	10.9				1	1.8	16.4	3	55	
	11 - 12																	
	12 - 1																	
	1 - 2																	
	2 - 3																	
	3 - 4																	
	4 - 5																	
	5 - 6																	
	6 - 7																	
	7 - 8																	
	8 - 9																	
	9 - 10																	
	10 - 11																	
	11 - 12																	
AM TOTAL		236	4	9	2	5.6	1	8	4	4.8			2	.7	11.2	3	269	
PM TOTAL																		
DAY TOTAL		236	4	9	2	5.6	1	8	4	4.8			2	.7	11.2	3	269	
																	2-AXLE EQUIVALENT	296

STATE OF WASHINGTON - DEPARTMENT OF TRANSPORTATION
 TRIPS SYSTEM
 HOURLY TRAFFIC CLASSIFICATION SUMMARY

SR 014 MP 016.08 OFF SYSTEM ID. LEG 1 DIRECTION OF TRAFFIC EASTBOUND LANE 2 OF -2

COUNT IDENTIFIER HPMS COUNTER NUMBER 391691 DESCRIPTION: ON SR 14 W/O WASHOUGAL RIVER RD WYE CONN

09-23-13 MONDAY		CARS PICKUPS	SINGLE UNITS				SINGLE UNIT %	DOUBLE UNITS			DOUBLE UNIT %	TRAINS			TRAIN %	TRUCK %	CLASS UNKNOWN	TOTAL VEHICLES
AM HOURS			BUS	MED	HVY	4+	4-	5	6+	5-	6	7+						
12 - 1																		
1 - 2																		
2 - 3																		
3 - 4																		
4 - 5																		
5 - 6																		
6 - 7																		
7 - 8																		
8 - 9																		
9 - 10																		
10 - 11																		
11 - 12																		
PM HOURS																		
12 - 1	414	1	16	3			4.3	8	17	5	6.4	1	3	.9	11.5		468	
1 - 2	443		22	9	2		6.4	4	20	4	5.4	2	8	1.9	13.8		514	
2 - 3	579	2	22	5	1		4.7	2	17	4	3.6		5	.8	9.1		637	
3 - 4	747	3	25	5			4.0	11	12	4	3.3	1	7	1.1	8.5		816	
4 - 5	798	2	19	3	2		3.1	5	8	1	1.7	1	1	.2	5.0		840	
5 - 6	883	3	28				3.4	2	3	4	1.0		2	.2	4.5		925	
6 - 7	734	1	15				2.1	3	2		.7		2	.3	3.0		757	
7 - 8	476		11	1			2.4	5	5	2	2.4	1		.2	5.0		501	
8 - 9	326		11				3.2		2		.6				3.8		339	
9 - 10	276	1	4				1.7		8	1	3.1				4.8		290	
10 - 11	154		3				1.9	1	4		3.1				4.9		162	
11 - 12	106		1				.9		3		2.7				3.6		110	

AM TOTAL																		
PM TOTAL	5936	13	177	26	5		3.5	41	101	25	2.6	4	3	28	.6	6.7		6359
DAY TOTAL	5936	13	177	26	5		3.5	41	101	25	2.6	4	3	28	.6	6.7		6359
																2-AXLE EQUIVALENT		6702

DOT-RNB505A-B

STATE OF WASHINGTON - DEPARTMENT OF TRANSPORTATION
TRIPS SYSTEM
HOURLY TRAFFIC CLASSIFICATION SUMMARY

DATE 10/01/13
TIME 12:55:39
PAGE 58

SR 014 MP 016.08 OFF SYSTEM ID. LEG 1 DIRECTION OF TRAFFIC EASTBOUND LANE 2 OF 2
COUNT IDENTIFIER NPMS COUNTER NUMBER 391691 DESCRIPTION: ON SR 14 W/O WASHOUGAL RIVER RD WYE CONN

09-24-13 TUESDAY AM HOURS	CARS PICKUPS	SINGLE UNITS				SINGLE UNIT %	DOUBLE UNITS			DOUBLE UNIT %	TRAINS			TRAIN %	TRUCK %	CLASS UNKNOWN	TOTAL VEHICLES
		BUS	MED	HVY	4+		4-	5	6+		5-	6	7+				
12 - 1	79		2			2.4											83
1 - 2	38		2			5.0											40
2 - 3	18			2		9.1											22
3 - 4	49		2			3.9											51
4 - 5	67		1			1.4											73
5 - 6	98	1	6			6.4	1	2	1								110
6 - 7	287	2	9	5		4.9	2	11	4								325
7 - 8	349	3	15	2	1	5.4	1	8	5								389
8 - 9	318	3	21	6	1	8.3	4	13	4								373
9 - 10	313	6	13	7	1	7.4	4	11	8								367
10 - 11	324	5	13	1	2	5.6	6	13	11								378
11 - 12	335	3	17	1	2	6.0	4	15	5								385
PM HOURS																	
12 - 1	419		13	5	5	4.9	1	12	5								468
1 - 2	466	2	17	3	2	4.6	4	15	4								517
2 - 3	560		26	2		4.5	4	16	5								620
3 - 4	756	2	14	4		2.5	5	5	3								793
4 - 5	876	4	22	3	1	3.2	7	7	4								926
5 - 6	963	3	22	1		2.6	9	4	1								1006
6 - 7	733		10			1.3	3	6	2								755
7 - 8	491		10	1		2.1	4	6	2								514
8 - 9	393	1	7			1.9	3	6	1								303
9 - 10	296		4			1.3	2	1									195
10 - 11	183		4	2		3.1	1	3	2								118
11 - 12	113		2			1.7		3									118
AM TOTAL	2275	23	101	24	7	6.0	23	78	40								2596
PM TOTAL	6249	12	151	21	8	2.9	43	84	27								6626
DAY TOTAL	8524	35	252	45	15	3.8	66	162	67								9222

2-AXLE EQUIVALENT																	
2.3																	
3.2																	
5.4																	
6.0																	
7.6																	
1.0																	
12.4																	
1.0																	
25																	
21																	
3																	
3																	
6																	
4																	
46																	
.6																	
.5																	
.5																	
12.4																	
5.7																	
7.6																	
9835																	

STATE OF WASHINGTON - DEPARTMENT OF TRANSPORTATION
 TRIP SYSTEM
 HOURLY TRAFFIC CLASSIFICATION SUMMARY

SR 014 MP 016.08 OFF SYSTEM ID. LEG 1 DIRECTION OF TRAFFIC EASTBOUND LANE 2 OF 2
 COUNT IDENTIFIER HPMS COUNTER NUMBER 391691 DESCRIPTION: ON SR 14 W/O WASHOUGAL RIVER RD WYE CONN

09-25-13 WEDNESDAY AM HOURS	CARS PICKUPS	SINGLE UNITS				SINGLE UNIT %	DOUBLE UNITS			DOUBLE UNIT %	TRAINS			TRAIN %	TRUCK %	CLASS UNKNOWN	TOTAL VEHICLES
		BUS	MED	HVY	4+		4-	5	6+		5-	6	7+				
12 - 1	73		2			2.6		2		2.6					5.2		77
1 - 2	47																47
2 - 3	25			2		6.7		1	2	10.0					16.7		30
3 - 4	41							2		4.7					4.7		43
4 - 5	67							5	1	8.2					8.2		73
5 - 6	105	1	2			2.6	2	3	3	4.4			1		7.9		114
6 - 7	281	1	13	4		5.8	2	5	3	3.2			2		9.6		311
7 - 8	375	2	15	1	3	4.9	3	11	10	5.6			6	1.4	12.0		426
8 - 9	302	4	20	7	2	9.1	5	12	7	6.6			4	1.1	16.8		363
9 - 10	325	1	22	4	3	7.7	2	17	14	8.5			2	.5	16.7		390
10 - 11	316	3	15	3	2	6.1	2	19	11	8.5			3	.8	15.5	1	375
11 - 12	407	3	15	4	1	5.1	5	9	7	4.6			3	.7	10.4		454
PM HOURS																	
12 - 1	493		23	7	2	5.7	4	16	11	5.5	1	1	4	1.1	12.3		562
1 - 2	412	1	21	4	1	5.7	7	14	4	5.3	3		5	1.7	12.7		472
2 - 3	588	2	14	4	1	3.3	5	12	4	3.3			4	.6	7.3		634
3 - 4	797	2	29	7	2	4.6	8	10	5	2.7			5	.6	7.9		865
4 - 5	885	1	22	2		2.7	3	5		.9			2	.2	3.8		920
5 - 6	921	2	19	1		2.3	6	6	2	1.5	1	1	4	.6	4.4		963
6 - 7	724		10	2		1.6	3	5	2	1.3			4	.5	3.5		750
7 - 8	517		10			1.9	4	4	2	1.9		1		.2	3.9		538
8 - 9	443	2	5			1.5	2	6		1.7					3.3		458
9 - 10	305		5			1.6	1	4		1.6			1	.3	3.5		316
10 - 11	172							1		.6					.6		173
11 - 12	149		2			1.3		1		.7					2.0		152
AM TOTAL	2364	15	104	25	11	5.7	21	83	58	6.0			21	.8	12.5	1	2703
PM TOTAL	6406	10	160	27	6	3.0	43	84	30	2.3	5	3	29	.5	5.8		6803
DAY TOTAL	8770	25	264	52	17	3.8	64	167	88	3.4	5	3	50	.6	7.7	1	9506
															2-AXLE EQUIVALENT		10178

STATE OF WASHINGTON - DEPARTMENT OF TRANSPORTATION
 TRIPS SYSTEM
 HOURLY TRAFFIC CLASSIFICATION SUMMARY

SR 014 MP 016.08 OFF SYSTEM ID. LEG 1 DIRECTION OF TRAFFIC EASTBOUND LANE 2 OF 2

COUNT IDENTIFIER HPMS COUNTER NUMBER 391691 DESCRIPTION: ON SR 14 W/O WASNOUGAL RIVER RD WYE CONN

09-26-13 THURSDAY AM HOURS	CARS PICKUPS	SINGLE UNITS				SINGLE UNIT %	DOUBLE UNITS			DOUBLE UNIT %	TRAINS			TRAIN %	TRUCK %	CLASS UNKNOWN	TOTAL VEHICLES
		BUS	MED	HVY	4+		4-	5	6+		5-	6	7+				
12 - 1	79		1			1.2		4		4.8					6.0		84
1 - 2	44																44
2 - 3	30		1			3.2									3.2		31
3 - 4	34		2	2		9.8		3		7.3					17.1		41
4 - 5	60		3			4.5		1	1	3.0	1		1.5		9.1		66
5 - 6	118	1	5	1		5.3	1	4	1	4.5			.8		10.6		132
6 - 7	309		13	9		6.4	3	5	5	3.8					10.2		344
7 - 8	382	3	14	6	4	6.2	5	9	5	4.4	2		1.4		12.0		434
8 - 9	347	2	18	6	2	7.1	1	9	6	4.1	1		1.0		12.2		395
9 - 10	343	5	25	8	1	9.4	3	17	10	7.2	2		.7		17.3		415
10 - 11	367	1	17	3	3	5.8	5	13	4	5.3			.5		11.6		415
11 - 12	379	1	10	7	4	5.1	6	17	4	6.3			.5		11.9		430
PM HOURS																	
12 - 1	432		20	7	1	5.7	7	15	8	6.1	1		1.0		12.7		495
1 - 2	480	2	15	3	1	4.0	3	11	4	3.4		1	1.1		8.6		525
2 - 3	595	3	24	3	2	4.9	9	7	3	2.9			1.4		9.2		655
3 - 4	732		32	10	1	5.4	6	9	2	2.1	1	1	1.0		8.5		800
4 - 5	855	1	26	6		3.6	11	8	2	2.3	2		.8		6.7		916
5 - 6	883	2	26	3		3.3	13	10	1	2.6			.3		6.2		941
6 - 7	737	1	22	2		3.2	2	8	1	1.4		1	.8		5.4		779
7 - 8	558	1	11			2.1	2	6		1.4			.9		4.3		583
8 - 9	475		9			1.8	2	6	1	1.8			.2		3.8		494
9 - 10	323		7			2.1	2	6	1	2.7					4.7		339
10 - 11	233		3			1.3		4		1.7					2.9		240
11 - 12	208	1	3			1.8		6		2.8					4.6		218
AM TOTAL	2492	13	109	42	14	6.3	24	82	36	5.0	6		.7		12.0		2831
PM TOTAL	6511	11	198	34	5	3.6	57	96	23	2.5	4	3	.7		6.8		6985
DAY TOTAL	9003	24	307	76	19	4.3	81	178	59	3.2	10	3	.7		8.3		9816
															2-AXLE EQUIVALENT		10500

STATE OF WASHINGTON - DEPARTMENT OF TRANSPORTATION
 TRIPS SYSTEM
 HOURLY TRAFFIC CLASSIFICATION SUMMARY

SR 014 MP 016.08 OFF SYSTEM ID. LEG 1 DIRECTION OF TRAFFIC EASTBOUND LANE 2 OF 2

COUNT IDENTIFIER HPMS COUNTER NUMBER 391691 DESCRIPTION: ON SR 14 W/O WASHOUGAL RIVER RD WYE CONN

09-28-13																		
SATURDAY																		
AM HOURS	CARS PICKUPS	SINGLE UNITS				SINGLE UNIT %	DOUBLE UNITS			DOUBLE UNIT %	TRAINS			TRAIN %	TRUCK %	CLASS UNKNOWN	TOTAL VEHICLES	
		BUS	MED	HVY	4+		4-	5	6+		5-	6	7+					
12 - 1	124		1			.8		2		1.6						2.4		127
1 - 2	81		2			2.4										2.4		83
2 - 3	43						1	1	1	6.5						6.5		46
3 - 4	38		1			2.4		1	1	4.9						7.3		41
4 - 5	45		1			2.1	1	1		4.2						6.3		48
5 - 6	76	1	1			2.6										2.6		78
6 - 7	113	1	4			4.1	2	1		2.5						6.6		121
7 - 8	220	1	7			3.4	1	3	2	2.6						6.0		234
8 - 9	301	2	6		2	3.2		4	1	1.6						4.7		316
9 - 10	384	1	6	1		2.0	1	7	1	2.2			1		.2	4.5		402
10 - 11	398		9	1	3	3.1	1	8	2	2.6				1	.2	5.9		423
11 - 12	545	1	16			3.0	5	1	1	1.2						4.2		569
PM HOURS																		
12 - 1	630		12		2	2.1	5	4		1.4						3.5		653
1 - 2	545	1	13			2.5	3	6		1.6						4.2		569
2 - 3	575	1	12	1		2.3	3	1		.7		1	2		.5	3.5		596
3 - 4	521		16	1		3.1	3	4		1.3			2		.4	4.8		547
4 - 5	526	3	8			2.0	3	1		.7			2		.4	3.1		543
5 - 6	522	1	10			2.0	1	1	1	.6			1		.2	2.8		537
6 - 7	444		7			1.5	1	2		.7						2.2		454
7 - 8	348		7			2.0	1	1		.6				1	.3	2.8		358
8 - 9	297	1	5			2.0										2.0		303
9 - 10	277	1	4			1.8										1.8		282
10 - 11	231		5			2.1	1			.4						2.5		237
11 - 12	178		1			.6										.6		179
AM TOTAL		2368	7	54	2	5	2.7	12	29	9	2.0		2		.1	4.8		2488
PM TOTAL		5094	8	100	2	2	2.1	21	20	1	.8		1	9	.2	3.1		5258
DAY TOTAL		7462	15	154	4	7	2.3	33	49	10	1.2		1	11	.2	3.7		7746
																	2-AXLE EQUIVALENT	7911

STATE OF WASHINGTON - DEPARTMENT OF TRANSPORTATION
 TRIP SYSTEM
 HOURLY TRAFFIC CLASSIFICATION SUMMARY

SR 014 MP 016.08 OFF SYSTEM ID. LEG 1 DIRECTION OF TRAFFIC EASTBOUND LANE 2 OF 2

COUNT IDENTIFIER HPMS COUNTER NUMBER 391691 DESCRIPTION: ON SR 14 W/O WASHOUGAL RIVER RD WYE CONN

09-29-13 SUNDAY AM HOURS	CARS PICKUPS	SINGLE UNITS				SINGLE UNIT %	DOUBLE UNITS			DOUBLE UNIT %	TRAINS			TRAIN %	TRUCK %	CLASS UNKNOWN	TOTAL VEHICLES
		BUS	MED	HVY	4+		4-	5	6+		5-	6	7+				
12 - 1	90								1.1					1.1			91
1 - 2	79																79
2 - 3	54		1		1.8		1		1.8			1	1.8	5.3			57
3 - 4	38		1		2.6									2.6			39
4 - 5	27																27
5 - 6	40		3		6.8			1	2.3					9.1			44
6 - 7	60	1			1.6	1	1		3.2					4.8			63
7 - 8	76		3		3.7		1		1.2			1	1.2	6.2			81
8 - 9	122		2	2	3.1	2	1	1	3.1			1	.8	6.9			131
9 - 10	186		5		2.5	3	3		3.0					5.6			197
10 - 11	290		5	1	2.0	3	1		1.3					3.3			300
11 - 12	306	1	7		2.5	2	3	1	1.9					4.4			320
PM HOURS																	
12 - 1	420		10	1	2.5	2	4	1	1.6			2	.5	4.5			440
1 - 2	414		7		1.6	3	1		.9			4	.9	3.5			429
2 - 3	452	3	9		2.5	2		2	.8			3	.6	4.0			471
3 - 4	518	2	12		2.6	4	2		1.1			1	.2	3.9			539
4 - 5	465	1	12		2.7	2	2		.8			1	.2	3.7			483
5 - 6	462		3	1	.9	2			.4					1.3			468
6 - 7	363		9		2.4	1	1	1	.8			2	.5	3.7			377
7 - 8	319		6		1.8	1	1	2	1.2					3.0			329
8 - 9	249						3		1.2					1.2			252
9 - 10	159		4		2.4		1		.6					3.0			164
10 - 11	119		1		.8		6		4.8					5.6			126
11 - 12	91						3		3.2					3.2			94
AM TOTAL	1368	2	27	3	2.2	12	11	3	1.8			3	.2	4.3			1429
PM TOTAL	4031	6	73	2	1.9	17	24	6	1.1			13	.3	3.4			4172
DAY TOTAL	5399	8	100	5	2.0	29	35	9	1.3			16	.3	3.6			5601
														2-AXLE EQUIVALENT			5743

DOT-RNBS05A-B

STATE OF WASHINGTON - DEPARTMENT OF TRANSPORTATION
 TRIP SYSTEM
 HOURLY TRAFFIC CLASSIFICATION SUMMARY

DATE 10/01/13
 TIME 12:55:39
 PAGE 64

SR 014 MP 016.08 OFF SYSTEM ID. LEG 1 DIRECTION OF TRAFFIC EASTBOUND LANE 2 OF 2
 COUNT IDENTIFIER HPMS COUNTER NUMBER 391691 DESCRIPTION: ON SR 14 W/O WASHOUGAL RIVER RD WYE CONN

09-30-13		CARS PICKUPS	SINGLE UNITS				SINGLE UNIT %	DOUBLE UNITS			DOUBLE UNIT %	TRAINS			TRAIN %	TRUCK %	CLASS UNKNOWN	TOTAL VEHICLES
MONDAY	AM HOURS		BUS	MED	HVY	4+		4-	5	6+		5-	6	7+				
12 - 1	53		1			1.8		2		3.6					5.4		56	
1 - 2	24		1			3.6		3		10.7					14.3		28	
2 - 3	23		2			8.0									8.0		25	
3 - 4	33			1		2.6		3	1	10.5					13.2		38	
4 - 5	61		4			5.7		3	2	7.1					12.9		70	
5 - 6	108		1	3	1	4.3			3	2.6					6.9		116	
6 - 7	288			4	3	2.2		2	11	6.0					8.9		316	
7 - 8	367		2	11	7	5.4		2	7	2.7	1	1	3	1.2	9.4		405	
8 - 9	267		5	8	4	5.8		2	17	4					13.3		308	
9 - 10	289		3	19	8	8.9		5	17	12			3	.8	19.3		358	
10 - 11																		
11 - 12																		
12 - 1																		
1 - 2																		
2 - 3																		
3 - 4																		
4 - 5																		
5 - 6																		
6 - 7																		
7 - 8																		
8 - 9																		
9 - 10																		
10 - 11																		
11 - 12																		
AM TOTAL	1513		11	53	24	5	5.4	11	63	30	6.0	1	1	8	.6	12.0	1720	
PM TOTAL																		
DAY TOTAL	1513		11	53	24	5	5.4	11	63	30	6.0	1	1	8	.6	12.0	1720	
																2-AXLE EQUIVALENT	1926	

STATE OF WASHINGTON - DEPARTMENT OF TRANSPORTATION
 TRIP SYSTEM
 HOURLY TRAFFIC CLASSIFICATION SUMMARY

SR 014 MP 016.08 OFF SYSTEM ID. LEG 1 DIRECTION OF TRAFFIC EASTBOUND LANE 12 OF 2

COUNT IDENTIFIER HPMS COUNTER NUMBER 391691 DESCRIPTION: ON SR 14 W/O WASHOUGAL RIVER RD WYE CONN

09-24-13		CARS		SINGLE UNITS				SINGLE		DOUBLE UNITS			DOUBLE			TRAINS			TRUCK	CLASS	TOTAL
TUESDAY		PICKUPS	BUS	MED	HVY	4+	UNIT	%	4-	5	6+	UNIT	%	5-	6	7+	%	%	UNKNOWN	VEHICLES	
AM HOURS																					
12 - 1		86					2.2			2		2.2						4.4		90	
1 - 2		44					4.3											4.3		46	
2 - 3		19			2		8.3			1	1	8.3			1		4.2	20.8		24	
3 - 4		51		2			3.8											3.8		53	
4 - 5		74	1	1			2.4		1	3	1	6.1				1	1.2	9.8		82	
5 - 6		116	1	8			6.9		1	3	1	3.8						10.8		130	
6 - 7		309	2	10	5		4.9		2	11	4	4.9				5	1.4	11.2		348	
7 - 8		401	5	17	2	1	5.6		1	9	5	3.4		1		4	1.1	10.1		446	
8 - 9		366	4	22	10	1	8.6		4	15	4	5.4				3	.7	14.7		429	
9 - 10		356	6	14	7	1	6.8		4	11	9	5.8		1		3	1.0	13.6		412	
10 - 11		366	5	14	1	2	5.2		6	15	12	7.8		1		2	.7	13.7		424	
11 - 12		376	3	21	1	2	6.3		5	15	5	5.8				3	.7	12.8		431	
PM HOURS																					
12 - 1		457		17	7	5	5.6		2	14	8	4.6		1		8	1.7	11.9		519	
1 - 2		515	2	19	3	2	4.5		5	17	4	4.5			1	4	.9	10.0		572	
2 - 3		626	1	29	2		4.6		4	16	5	3.6			1	7	1.2	9.4		691	
3 - 4		832	3	16	4		2.6		5	6	5	1.8		2		2	.5	4.9		875	
4 - 5		960	4	23	4	1	3.1		7	8	6	2.1				3	.3	5.5		1016	
5 - 6		1029	3	24	1		2.6		9	4	2	1.4			1	2	.3	4.3		1075	
6 - 7		787		11			1.4		3	6	3	1.5				1	.1	3.0		811	
7 - 8		543		11	1		2.1		4	7		1.9				2	.4	4.4		568	
8 - 9		416	1	7			1.8		4	7	1	2.8						4.6		436	
9 - 10		314		5			1.6		2	1		.9						2.5		322	
10 - 11		196		4	2		2.9		1	3	2	2.9						5.8		208	
11 - 12		127		2			1.5			3		2.3						3.8		132	
AM TOTAL		2564		27	113	28	7	6.0	24	85	42	5.2		3	1	21	.9	12.0		2915	
PM TOTAL		6802		14	168	24	8	3.0	46	92	36	2.4		3	3	29	.5	5.9		7225	
DAY TOTAL		9366		41	281	52	15	3.8	70	177	78	3.2		6	4	50	.6	7.6		10140	
																		2-AXLE EQUIVALENT		10815	

STATE OF WASHINGTON - DEPARTMENT OF TRANSPORTATION
 TRIPS SYSTEM
 HOURLY TRAFFIC CLASSIFICATION SUMMARY

SR 014 MP 016.08 OFF SYSTEM ID. LEG 1 DIRECTION OF TRAFFIC EASTBOUND LANE 12 OF 2

COUNT IDENTIFIER HPMS COUNTER NUMBER 391691 DESCRIPTION: ON SR 14 W/O WASHOUGAL RIVER RD WYE CONN

09-25-13 WEDNESDAY		CARS PICKUPS	SINGLE UNITS				SINGLE UNIT %	DOUBLE UNITS			DOUBLE UNIT %	TRAINS			TRAIN %	TRUCK %	CLASS UNKNOWN	TOTAL VEHICLES	
AM HOURS	BUS		MED	HVY	4+	4-		5	6+	5-		6	7+						
12 - 1		77		2			2.4		3		3.7				6.1		82		
1 - 2		48															48		
2 - 3		28			2		6.1	1	2		9.1				15.2		33		
3 - 4		46						2			4.2				4.2		48		
4 - 5		80	1				1.1	6	1		8.0				9.1		88		
5 - 6		121	1				2.3	1	3		4.6			1	7.6		131		
6 - 7		314	1	14	4		5.5	2	5	3	2.9			2	9.0		345		
7 - 8		427	4	18	3	3	5.7	3	12	11	5.3			6	12.3		487		
8 - 9		332	5	23	7	2	9.3	5	14	8	6.8			4	17.0		400		
9 - 10		370	1	24	5	3	7.4	4	19	16	8.8			3	16.9		445		
10 - 11		364	3	19	4	2	6.4	2	21	14	8.5			6	16.3	1	436		
11 - 12		460	3	17	4	1	4.9	6	10	7	4.5			4	10.2		512		
12 - 1	PM HOURS	546		26	7	2	5.6	5	17	13	5.6	1	1	5	12.4		623		
1 - 2		474	2	23	4	1	5.5	8	16	4	5.2	3		7	12.5		542		
2 - 3		651	2	16	5	1	3.4	6	12	5	3.3			5	7.4		703		
3 - 4		877	2	32	7	2	4.5	9	11	8	2.9			6	8.1		954		
4 - 5		964	1	23	2		2.6	3	6		.9			3	3.8		1002		
5 - 6		992	2	20	1		2.2	7	7	4	1.7	1	1	5	4.6		1040		
6 - 7		783		11	2		1.6	3	5	2	1.2			4	3.3		810		
7 - 8		572		12			2.0	4	4	2	1.7		1		3.9		595		
8 - 9		477	2	6			1.6	2	7		1.8				3.4		494		
9 - 10		326		5			1.5	1	4		1.5			1	3.3		337		
10 - 11		182							1		.5				.5		183		
11 - 12		159		2			1.2		1		.6				1.9		162		
AM TOTAL		2667	19	119	29	11	5.8	24	94	65	6.0			26	.9	12.7	1	3055	
PM TOTAL		7003	11	176	28	6	3.0	48	91	38	2.4	5	3	36	.6	5.9		7445	
DAY TOTAL		9670	30	295	57	17	3.8	72	185	103	3.4	5	3	62	.7	7.9	1	10500	
																		2-AXLE EQUIVALENT	11270

STATE OF WASHINGTON - DEPARTMENT OF TRANSPORTATION
 TRIP SYSTEM
 HOURLY TRAFFIC CLASSIFICATION SUMMARY

SR 014 MP 016.08 OFF SYSTEM ID. LEG 1 DIRECTION OF TRAFFIC EASTBOUND LANE 12 OF 2
 COUNT IDENTIFIER NPMS COUNTER NUMBER 391691 DESCRIPTION: ON SR 14 W/O WASHOUGAL RIVER RD WYE CONN

09-26-13 THURSDAY AM HOURS	CARS PICKUPS	SINGLE UNITS				SINGLE UNIT %	DOUBLE UNITS			DOUBLE UNIT %	TRAINS			TRAIN %	TRUCK %	CLASS UNKNOWN	TOTAL VEHICLES
		BUS	MED	HVY	4+		4-	5	6+		5-	6	7+				
12 - 1	86		1			1.1		4		4.4				5.5		91	
1 - 2	50															50	
2 - 3	31		1			3.0	1			3.0				6.1		33	
3 - 4	39		2	2		8.7		3		6.5				15.2		46	
4 - 5	69	1	3			5.2		2	1	3.9	1		1.3	10.4		77	
5 - 6	136	1	6	1		5.3	1	4	1	4.0		1	.7	9.9		151	
6 - 7	337		14	9		6.2	3	5	5	3.5				9.7		373	
7 - 8	446	5	17	6	4	6.3	5	10	5	4.0	3		1.6	11.9		506	
8 - 9	388	3	18	6	2	6.6	1	10	6	3.9	1	3	.9	11.4		438	
9 - 10	385	5	27	9	1	9.1	3	17	10	6.5	2	2	.9	16.5		461	
10 - 11	425	1	20	4	3	5.8	8	15	5	5.8		3	.6	12.2		484	
11 - 12	437	1	15	8	4	5.7	6	17	4	5.5			.4	11.5		494	
PM HOURS																	
12 - 1	501		22	7	1	5.3	7	16	8	5.5	1	4	.9	11.6		567	
1 - 2	543	3	16	3	1	3.8	3	14	6	3.8		1	1.5	9.2		598	
2 - 3	650	3	27	3	2	4.9	10	9	3	3.1		1	1.3	9.2		716	
3 - 4	837	2	37	11	1	5.6	7	9	3	2.1	1	1	.9	8.5		915	
4 - 5	932	1	26	6		3.3	11	9	4	2.4	2	5	.7	6.4		996	
5 - 6	952	2	31	4		3.6	13	10	3	2.6		3	.3	6.5		1018	
6 - 7	811	1	23	2		3.0	2	8	1	1.3		1	.7	5.0		854	
7 - 8	611	1	12			2.0	2	6	1	1.4		5	.8	4.2		638	
8 - 9	513		9			1.7	2	6	1	1.7		1	.2	3.6		532	
9 - 10	341		7			2.0	2	6	2	2.8				4.7		358	
10 - 11	249		3			1.2		4		1.6				2.7		256	
11 - 12	229	1	3			1.7		6		2.5				4.2		239	
AM TOTAL	2829	17	124	45	14	6.2	28	87	37	4.7	7	16	.7	11.7		3204	
PM TOTAL	7169	14	216	36	5	3.5	59	103	32	2.5	4	46	.7	6.7		7687	
DAY TOTAL	9998	31	340	81	19	4.3	87	190	69	3.2	11	62	.7	8.2		10891	
														2-AXLE EQUIVALENT		11638	

STATE OF WASHINGTON - DEPARTMENT OF TRANSPORTATION
TRIPS SYSTEM
HOURLY TRAFFIC CLASSIFICATION SUMMARY

SR 014 MP 016.08 OFF SYSTEM ID. LEG 1 DIRECTION OF TRAFFIC EASTBOUND LANE 12 OF 2
COUNT IDENTIFIER HPMS COUNTER NUMBER 391691 DESCRIPTION: ON SR 14 W/O WASHOUGAL RIVER RD WYE CONN

09-27-13														TOTAL				
FRIDAY		CARS	SINGLE UNITS				SINGLE	DOUBLE UNITS			DOUBLE	TRAINS			TRAIN	TRUCK	CLASS	VEHICLES
AM	HOURS	PICKUPS	BUS	MED	HVY	4+	UNIT %	4-	5	6+	UNIT %	5-	6	7+	X	X	UNKNOWN	
12	- 1	140		5			3.4	1	1	1	2.0					5.4		148
1	- 2	75						1	1		2.6			1	1.3	3.8		78
2	- 3	37								1	2.6					2.6		38
3	- 4	49		1			1.9		3	1	7.4					9.3		54
4	- 5	61	1	2			4.5	1	1		3.0					7.6		66
5	- 6	130	2	5			4.9		3	1	2.8	1		2	2.1	9.7		144
6	- 7	315	1	12	7		5.8	3	7	2	3.5					9.2		347
7	- 8	426	6	17	4	4	6.4	4	16	1	4.3	1		5	1.2	12.0		484
8	- 9	375	6	23	5	1	7.7	7	30	7	9.6			3	.7	17.9		457
9	- 10	377	2	30	5	3	8.7	3	24	12	8.4	1	1	4	1.3	18.4		462
10	- 11	427	3	22	4		5.8	7	20	14	8.2	1		1	.4	14.4		499
11	- 12	462	3	15	5		4.4	7	18	9	6.5	1	1	6	1.5	12.3		527
PM HOURS																		
12	- 1	490	4	21	10		6.2	7	24	7	6.7			3	.5	13.4		566
1	- 2	541	3	25	3		5.1	6	16	3	4.1	1		8	1.5	10.7		606
2	- 3	655	2	21	5	1	4.1	8	12	4	3.4	3		3	.8	8.3		714
3	- 4	789	4	20	4	1	3.4	7	13	2	2.6			2	.2	6.3		842
4	- 5	939	1	23	3	2	2.9	5	11	2	1.8			3	.3	5.1		989
5	- 6	976	2	20	2		2.4	5	5	3	1.3	1		2	.3	3.9		1016
6	- 7	736	2	22	2	1	3.5	4	6	2	1.5			4	.5	5.5		779
7	- 8	605		8			1.3	2	7	1	1.6			1	.2	3.0		624
8	- 9	432	1	10	1		2.7		4		.9				.2	3.8		449
9	- 10	336		4			1.2		5		1.4					2.6		345
10	- 11	281	1	4	1		2.0		6		2.0					4.1		293
11	- 12	253	1				.4	1	3		1.6					1.9		258
AM TOTAL		2874	24	132	30	8	5.9	34	124	49	6.3	5	2	22	.9	13.0		3304
PM TOTAL		7033	21	178	31	5	3.1	45	112	24	2.4	5		27	.4	6.0		7481
DAY TOTAL		9907	45	310	61	13	4.0	79	236	73	3.6	10	2	49	.6	8.1		10785
																	2-AXLE EQUIVALENT	11549

STATE OF WASHINGTON - DEPARTMENT OF TRANSPORTATION
 TRIP SYSTEM
 HOURLY TRAFFIC CLASSIFICATION SUMMARY

SR 014 MP 016.08 OFF SYSTEM ID. LEG 1 DIRECTION OF TRAFFIC EASTBOUND LANE 12 OF 2
 COUNT IDENTIFIER HPMS COUNTER NUMBER 391691 DESCRIPTION: ON SR 14 W/O WASHOUGAL RIVER RD WYE CONN

09-28-13 SATURDAY AM HOURS	CARS PICKUPS	SINGLE UNITS				SINGLE UNIT %	DOUBLE UNITS			DOUBLE UNIT %	TRAINS			TRAIN %	TRUCK %	CLASS UNKNOWN	TOTAL VEHICLES
		BUS	MED	HVY	4+		4-	5	6+		5-	6	7+				
12 - 1	134		1			2.7		2		1.5					2.2		137
1 - 2	88		2			2.2	1			1.1					3.3		91
2 - 3	49						1	1	1	5.8					5.8		52
3 - 4	45		1			2.1		1	1	4.2					6.3		48
4 - 5	57	1	1			3.3	1	1		3.3					6.6		61
5 - 6	84	1	2			3.4		1		1.1					4.5		88
6 - 7	130	1	4			3.6	3	1		2.9					6.5		139
7 - 8	243	1	9			3.9	1	3	2	2.3					6.2		259
8 - 9	337	2	6		2	2.8		4	1	1.4					4.3		352
9 - 10	451	1	8	1		2.1	2	8	1	2.3			1	.2	4.7		473
10 - 11	457		11	1	3	3.1	1	8	2	2.3			1	.2	5.6		484
11 - 12	612	1	24			3.9	5	3	1	1.4					5.3		646
PM HOURS																	
12 - 1	693		13		2	2.1	5	4		1.3					3.3		717
1 - 2	607	1	13			2.2	3	7		1.6			1	.2	4.0		632
2 - 3	643	1	15	1		2.5	3	1		.6		1	2	.4	3.6		667
3 - 4	574		20	1		3.5	3	5	1	1.5			2	.3	5.3		606
4 - 5	578	3	8			1.8	3	1		.7			2	.3	2.9		595
5 - 6	564	1	10			1.9	1	1	1	.5			1	.2	2.6		579
6 - 7	489		8			1.6	1	2		.6					2.2		500
7 - 8	377		8			2.1	2	1		.8			1	.3	3.1		389
8 - 9	322	1	5			1.8									1.8		328
9 - 10	306	1	4			1.6									1.6		311
10 - 11	246	1	6			2.8									3.1		254
11 - 12	197		1			.5									.5		198
AM TOTAL	2687	8	69	2	5	3.0	15	33	9	2.0				.1	5.1		2830
PM TOTAL	5596	9	111	2	2	2.1	22	22	2	.8		1	9	.2	3.1		5776
DAY TOTAL	8283	17	180	4	7	2.4	37	55	11	1.2		1	11	.1	3.8		8606
															2-AXLE EQUIVALENT		8786

DOT-RNB505A-B

STATE OF WASHINGTON - DEPARTMENT OF TRANSPORTATION
 TRIP SYSTEM
 HOURLY TRAFFIC CLASSIFICATION SUMMARY

DATE 10/01/13
 TIME 12:55:39
 PAGE 71

SR 014 MP 016.08 OFF SYSTEM ID. LEG 1 DIRECTION OF TRAFFIC EASTBOUND LANE 12 OF 2

COUNT IDENTIFIER HPMS COUNTER NUMBER 391691 DESCRIPTION: ON SR 14 W/O WASHOUGAL RIVER RD WYE CONN

09-29-13		CARS		SINGLE UNITS				SINGLE		DOUBLE UNITS			DOUBLE		TRAINS			TRAIN		TRUCK		CLASS	TOTAL
SUNDAY		PICKUPS		BUS	MED	HVY	4+	UNIT	%	4-	5	6+	UNIT	%	5-	6	7+	%	%	%	UNKNOWN	VEHICLES	
12 - 1		94				1		1.0		1			1.0							2.1		96	
1 - 2		83																				83	
2 - 3		59			1			1.6			1		1.6				1	1.6		4.8		62	
3 - 4		41			1			2.3		1			2.3							4.7		43	
4 - 5		29																				29	
5 - 6		48			5			9.1		1		1	3.6							12.7		55	
6 - 7		66		1				1.4		1	1		2.9							4.3		69	
7 - 8		98			3			2.9			1		1.0				1	1.0		4.9		103	
8 - 9		140			3	2		3.3		2	1	1	2.7				1	.7		6.7		150	
9 - 10		221			7			3.0		3	3		2.6							5.6		234	
10 - 11		332			6	2		2.3		3	1		1.2							3.5		344	
11 - 12		336		1	7			2.3		2	3	1	1.7							4.0		350	
PM HOURS																							
12 - 1		468			12	1		2.6		3	4	1	1.6				2	.4		4.7		491	
1 - 2		450			8			1.7		3	1		.9				4	.9		3.4		466	
2 - 3		497		3	9			2.3		2		2	.8				3	.6		3.7		516	
3 - 4		566		2	12			2.4		4	2		1.0				1	.2		3.6		587	
4 - 5		504		1	13	1		2.9		2	2		.8				1	.2		3.8		524	
5 - 6		494			3	1		.8		3			.6							1.4		501	
6 - 7		394			9			2.2		1	1	1	.7				2	.5		3.4		408	
7 - 8		337			6			1.7		1		2	1.2							2.9		347	
8 - 9		265									3		1.1							1.1		268	
9 - 10		172			4			2.3			1		.6							2.8		177	
10 - 11		126			1			.7			6	1	5.2							6.0		134	
11 - 12		106									3		2.8							2.8		109	
AM TOTAL		1547		2	33	5		2.5		14	11	3	1.7				3	.2		4.4		1618	
PM TOTAL		4379		6	77	3		1.9		19	24	7	1.1				13	.3		3.3		4528	
DAY TOTAL		5926		8	110	8		2.1		33	35	10	1.3				16	.3		3.6		6146	
																					2-AXLE EQUIVALENT		6296

DOT-RNB505A-B

STATE OF WASHINGTON - DEPARTMENT OF TRANSPORTATION
 TRIP SYSTEM
 HOURLY TRAFFIC CLASSIFICATION SUMMARY

DATE 10/01/13
 TIME 12:55:39
 PAGE 72

SR 014 MP 016.08 OFF SYSTEM ID. LEG 1 DIRECTION OF TRAFFIC EASTBOUND LANE 12 OF 2

COUNT IDENTIFIER HPMS COUNTER NUMBER 391691 DESCRIPTION: ON SR 14 W/O WASHOUGAL RIVER RD WYE CONN

09-30-13																	
MONDAY																	
AM HOURS	CARS PICKUPS	SINGLE UNITS				SINGLE UNIT %	DOUBLE UNITS			DOUBLE UNIT %	TRAINS			TRAIN %	TRUCK %	CLASS UNKNOWN	TOTAL VEHICLES
		BUS	MED	HVY	4+		4-	5	6+		5-	6	7+				
12 - 1	57		1			1.7		2		3.3						5.0	60
1 - 2	28		1			3.1		3		9.4						12.5	32
2 - 3	25		2			7.4										7.4	27
3 - 4	38			1		2.3		3	1	9.3						11.6	43
4 - 5	64	1	4			6.8		3	2	6.8						13.5	74
5 - 6	126	1	4	1		4.4		1	3	2.9						7.4	136
6 - 7	319		5	4		2.6	2	11	6	5.4			2	.6		8.6	349
7 - 8	407	4	13	8	2	6.0	2	8	2	2.7	1	1	3	1.1		9.8	451
8 - 9	307	6	9	4	1	5.7	2	19	5	7.4						13.0	353
9 - 10	335	3	21	8	2	8.3	5	19	12	8.8			4	1.0		18.1	409
10 - 11																	
11 - 12																	
PM HOURS																	
12 - 1																	
1 - 2																	
2 - 3																	
3 - 4																	
4 - 5																	
5 - 6																	
6 - 7																	
7 - 8																	
8 - 9																	
9 - 10																	
10 - 11																	
11 - 12																	
AM TOTAL		1706	15	60	26	5	5.5	11	69	31	5.7	1	1	9	.6	11.8	1934
PM TOTAL																	
DAY TOTAL		1706	15	60	26	5	5.5	11	69	31	5.7	1	1	9	.6	11.8	1934
																2-AXLE EQUIVALENT	2155

09-23-13 THRU 09-30-13

AVERAGE WEEKDAY CLASSIFICATION VOLUMES *****																	
AVG WEEKDAY VOLUME	CARS PICKUPS	SINGLE UNITS				SINGLE UNIT %	DOUBLE UNITS			DOUBLE UNIT %	TRAINS			TRAIN %	TRUCK %	CLASS UNKNOWN	TOTAL VEHICLES
		BUS	MED	HVY	4+		4-	5	6+		5-	6	7+				
9678		34	305	63	17	4.0	76	184	83	3.3	7	3	58	.6	7.9		10510
																AMD 2-AXLE EQUIVALENT	11236
TOTAL HOURS FOR COUNT		95															
3 DAYS		FACTOR GROUP P06															
AVG WEEKDAY VOL		10510 X SEASONAL ADJ. FACTOR 0.8900 = ESTIMATED AVG DAILY TRAFFIC 9354															

STATE OF WASHINGTON - DEPARTMENT OF TRANSPORTATION
 TRIPS SYSTEM
 HOURLY TRAFFIC CLASSIFICATION SUMMARY

SR 014 MP 016.08 OFF SYSTEM ID. LEG 1 DIRECTION OF TRAFFIC BOTH WAYS LANE ALL OF
 COUNT IDENTIFIER MPMS COUNTER NUMBER 391691 DESCRIPTION: ON SR 14 W/O WASHOUGAL RIVER RD WYE CONN

09-23-13 MONDAY AM HOURS	CARS PICKUPS	SINGLE UNITS				SINGLE UNIT %	DOUBLE UNITS			DOUBLE UNIT %	TRAINS			TRAIN %	TRUCK %	CLASS UNKNOWN	TOTAL VEHICLES
		BUS	MED	HVY	4+		4-	5	6+		5-	6	7+				
12 - 1																	
1 - 2																	
2 - 3																	
3 - 4																	
4 - 5																	
5 - 6																	
6 - 7																	
7 - 8																	
8 - 9																	
9 - 10																	
10 - 11																	
11 - 12																	
12 - 1																	
1 - 2	989	4	56	16	2	6.8	14	33	15	5.4	2		14	1.4	13.6	1	1146
2 - 3	1153	5	55	13	2	5.8	12	29	15	4.3		1	7	.6	10.8		1292
3 - 4	1455	10	55	12		4.8	21	21	15	3.6	1	1	10	.7	9.1	1	1602
4 - 5	1478	4	46	7	3	3.8	10	13	16	2.5	1	1	2	.3	6.5	3	1584
5 - 6	1539	4	59	2		4.0	5	8	13	1.6			2	.1	5.7		1632
6 - 7	1166	4	35	3		3.4	5	4	3	1.0	1		2	.2	4.7		1223
7 - 8	779		24	1		3.0	7	8	2	2.1		1	1	.2	5.3		823
8 - 9	500	1	18			3.6		6	3	1.7					5.3		528
9 - 10	430	1	6			1.6		11	2	2.9					4.4		450
10 - 11	254		6			2.2	1	5	1	2.6					4.9		267
11 - 12	179		2			1.1	1	5	1	3.7					4.8		188

AM TOTAL																	
PM TOTAL	9922	33	362	54	7	4.2	76	143	86	2.8	5	4	38	.4	7.5	5	10735
DAY TOTAL	9922	33	362	54	7	4.2	76	143	86	2.8	5	4	38	.4	7.5	5	10735
															2-AXLE EQUIVALENT		11342

STATE OF WASHINGTON - DEPARTMENT OF TRANSPORTATION
 TRIPS SYSTEM
 HOURLY TRAFFIC CLASSIFICATION SUMMARY

SR 014 MP 016.08 OFF SYSTEM ID. LEG 1 DIRECTION OF TRAFFIC BOTH WAYS LANE ALL OF

COUNT IDENTIFIER HPMS COUNTER NUMBER 391691 DESCRIPTION: ON SR 14 W/O WASHOUGAL RIVER RD WYE CONN

09-24-13		CARS PICKUPS	SINGLE UNITS				SINGLE UNIT %	DOUBLE UNITS			DOUBLE UNIT %	TRAINS			TRAIN %	TRUCK %	CLASS UNKNOWN	TOTAL VEHICLES
TUESDAY AM HOURS	BUS		MED	HVY	4+	4-		5	6+	5-		6	7+					
12 - 1	146		3			2.0		2	1		2.0							152
1 - 2	71		4			5.2		1			1.3	1		1.3				77
2 - 3	50		2	2		6.8		2	1		5.1		1	3.4				59
3 - 4	103		8	1		7.5		5	1		5.0		1	.8				120
4 - 5	240		8			3.8	2	7	2		4.2		4	1.5			1	265
5 - 6	646		46			6.7	3	10	4		2.4		2	.3				713
6 - 7	1200		50	6		4.5	4	18	11		2.5	1	6	.5			1	1299
7 - 8	1440		54	6	1	4.5	3	17	10		1.9	1	8	.6			2	1550
8 - 9	1164		46	13	1	5.2	6	26	8		3.1		6	.5				1277
9 - 10	954		44	10	1	6.5	6	19	18		4.0	1	10	1.0				1078
10 - 11	901		33	7	4	5.3	10	25	17		5.1	1	6	.7				1014
11 - 12	924		51	6	2	6.2	16	28	12		5.3		7	.7				1052
PM HOURS																		
12 - 1	978		44	14	7	6.0	10	21	17		4.3	2	13	1.4				1108
1 - 2	1074		47	10	5	5.6	15	30	7		4.3		7	.7				1203
2 - 3	1124		52	7	1	5.1	12	30	11		4.2	1	10	1.0			2	1253
3 - 4	1498		44	10		3.7	13	13	12		2.4	2	4	.4			1	1603
4 - 5	1625		56	6	1	4.0	10	15	14		2.2		5	.3				1739
5 - 6	1662		46	3		3.1	10	9	6		1.4		5	.4			1	1749
6 - 7	1225		20			1.9	5	8	4		1.3		2	.2			1	1269
7 - 8	808		20	2		2.6	5	14	1		2.3		4	.5				854
8 - 9	649		15	1		2.6	4	13	1		2.6		.1	.1				686
9 - 10	436		10			2.2	3	4			1.5							453
10 - 11	286		4	2		2.0	1	4	4		3.0		1	.3				302
11 - 12	185		2			1.0		6	2		4.1		1	.5				196
AM TOTAL		7839	52	349	51	9	5.3	50	160	85	3.4	5	1	.7			4	8656
PM TOTAL		11550	35	360	55	14	3.7	88	167	79	2.7	5	4	.5			5	12415
DAY TOTAL		19389	87	709	106	23	4.4	138	327	164	3.0	10	5	.6			9	21071
																	2-AXLE EQUIVALENT	22389

STATE OF WASHINGTON - DEPARTMENT OF TRANSPORTATION
 TRIPS SYSTEM
 HOURLY TRAFFIC CLASSIFICATION SUMMARY

SR 014 MP 016.08 OFF SYSTEM ID. LEG 1 DIRECTION OF TRAFFIC BOTH WAYS LANE ALL OF
 COUNT IDENTIFIER HPMS COUNTER NUMBER 391691 DESCRIPTION: ON SR 14 W/O WASHOUGAL RIVER RD WYE CONN

09-25-13 WEDNESDAY		CARS	SINGLE UNITS				SINGLE	DOUBLE UNITS			DOUBLE	TRAINS			TRAIN	TRUCK	CLASS	TOTAL	
AM	HOURS	PICKUPS	BUS	MED	HVY	4+	UNIT %	4-	5	6+	UNIT %	5-	6	7+	%	%	UNKNOWN	VEHICLES	
12	- 1	127		2	1		2.3		3		2.3					4.5		133	
1	- 2	76		1			1.3		1		1.3	1		1	2.5	5.0		80	
2	- 3	60		1	2		4.4		1	2	4.4			2	2.9	11.8		68	
3	- 4	112		5		1	4.8		5		4.0	1			.8	9.7		124	
4	- 5	236	2	2	2		2.3	1	7	3	4.3			4	1.6	8.2		257	
5	- 6	638	3	33		1	5.4	5	5	4	2.0				.1	7.5	1	691	
6	- 7	1200	1	58	5	2	5.1	6	9	8	1.8			5	.4	7.3	2	1296	
7	- 8	1499	9	52	7	3	4.4	10	22	15	2.9			10	.6	7.9	2	1629	
8	- 9	1125	11	50	9	3	5.8	10	23	18	4.1			5	.4	10.3	1	1255	
9	- 10	965	3	50	8	4	5.9	8	29	21	5.3			5	.5	11.7		1093	
10	- 11	883	13	50	11	4	7.5	5	36	23	6.2			10	1.0	14.7	1	1036	
11	- 12	1000	9	39	6	3	5.1	11	20	26	5.1			8	.7	10.9		1122	
PM HOURS																			
12	- 1	1060	5	60	10	2	6.4	8	23	21	4.3	1	1	9	.9	11.7		1200	
1	- 2	1016	4	48	7	3	5.4	16	23	9	4.2	4		10	1.2	10.9		1140	
2	- 3	1224	9	47	13	4	5.4	14	17	12	3.2			13	1.0	9.5		1353	
3	- 4	1537	5	56	15	2	4.7	17	20	11	2.9	1		9	.6	8.1	2	1675	
4	- 5	1645	3	53	3		3.4	11	7	9	1.6			6	.3	5.3	1	1738	
5	- 6	1599	3	38	1		2.5	11	10	12	2.0	1	1	7	.5	5.0	1	1684	
6	- 7	1239	1	36	3		3.1	5	6	4	1.2			5	.4	4.6	2	1301	
7	- 8	916	1	30	1		3.3	7	8	2	1.8		1		.1	5.2		966	
8	- 9	724	2	14			2.1	3	10		1.7					3.9		753	
9	- 10	500		10			1.9	1	8	2	2.1			2	.4	4.4		523	
10	- 11	268					.4		5		1.8					2.2		274	
11	- 12	223		2			.9		1	1	.9					1.8		227	
AM TOTAL		7921	51	343	51	21	5.3	56	161	120	3.8	2		51	.6	9.7	7	8784	
PM TOTAL		11951	33	395	53	11	3.8	93	138	83	2.4	7	3	61	.6	6.8	6	12834	
DAY TOTAL		19872	84	738	104	32	4.4	149	299	203	3.0	9	3	112	.6	8.0	13	21618	
																	2-AXLE EQUIVALENT	23005	

STATE OF WASHINGTON - DEPARTMENT OF TRANSPORTATION
 TRIP SYSTEM
 HOURLY TRAFFIC CLASSIFICATION SUMMARY

SR 014 MP 016.08 OFF SYSTEM ID. LEG 1 DIRECTION OF TRAFFIC BOTH WAYS LANE ALL OF
 COUNT IDENTIFIER HPMS COUNTER NUMBER 391691 DESCRIPTION: ON SR 14 W/O WASHOUGAL RIVER RD WYE CONN

09-26-13 THURSDAY AM HOURS	CARS PICKUPS	SINGLE UNITS				SINGLE UNIT %	DOUBLE UNITS			DOUBLE UNIT %	TRAINS			TRAIN %	TRUCK %	CLASS UNKNOWN	TOTAL VEHICLES
		BUS	MED	HVY	4+		4-	5	6+		5-	6	7+				
12 - 1	127		1			.8		4		3.0					3.8		132
1 - 2	87		1		1	2.2		1	1	2.2	1		1	2.2	6.5		93
2 - 3	65		4			5.3	1	4	1	7.9			1	1.3	14.5		76
3 - 4	103		7			8.5		3	2	4.2					12.7		118
4 - 5	241	2	10	3		5.6		6	4	3.7	1		2	1.1	10.4		269
5 - 6	642	3	37	1		5.9	4	8	1	1.9	1		1	.3	8.0		698
6 - 7	1200		53	11	1	5.0	7	8	8	1.8	1		4	.4	7.2	1	1294
7 - 8	1489	8	54	7	10	4.9	10	15	11	2.2	4		8	.7	7.9	1	1617
8 - 9	1198	9	46	11	3	5.3	4	15	11	2.3	1		7	.6	8.2	1	1306
9 - 10	995	10	63	16	5	8.2	6	27	15	4.2	3	1	3	.6	13.0		1144
10 - 11	994	3	43	9	6	5.4	17	27	12	5.0	1		13	1.2	11.6		1125
11 - 12	983	4	47	16	8	6.7	11	25	8	4.0	1		9	.9	11.6	1	1113
PM HOURS																	
12 - 1	1041	2	44	9	3	5.0	12	26	12	4.3	1		7	.7	10.0		1157
1 - 2	1091	6	42	7	5	4.9	10	29	16	4.5		1	12	1.1	10.5		1219
2 - 3	1241	8	63	8	5	6.1	16	18	8	3.0		1	13	1.0	10.1		1381
3 - 4	1524	6	70	20	3	5.9	17	16	9	2.5	2	1	12	.9	9.3		1680
4 - 5	1666	3	64	11		4.3	19	14	16	2.7	2		8	.6	7.6	2	1805
5 - 6	1651	3	57	6	1	3.8	16	13	10	2.2	1		4	.3	6.3		1762
6 - 7	1299	1	44	2		3.4	7	11	4	1.6	1	1	6	.6	5.6		1376
7 - 8	956	1	22	2		2.5	4	8	1	1.3			5	.5	4.3	2	1001
8 - 9	772	1	16			2.1	3	10	1	1.7			1	.1	4.0	1	805
9 - 10	520		12			2.2	3	9	2	2.6			1	.2	4.9		547
10 - 11	328		4			1.2		7		2.0		2	1	.9	4.1	1	343
11 - 12	306	1	5			1.9		6	1	2.2					4.1		319
AM TOTAL	8124	39	366	77	34	5.7	60	143	74	3.1	14	1	49	.7	9.5	4	8985
PM TOTAL	12395	32	443	65	17	4.2	107	167	80	2.6	7	6	70	.6	7.4	6	13395
DAY TOTAL	20519	71	809	142	51	4.8	167	310	154	2.8	21	7	119	.7	8.3	10	22380
															2-AXLE EQUIVALENT		23785

STATE OF WASHINGTON - DEPARTMENT OF TRANSPORTATION
 TRIPS SYSTEM
 HOURLY TRAFFIC CLASSIFICATION SUMMARY

SR 014 MP 016.08 OFF SYSTEM ID. LEG 1 DIRECTION OF TRAFFIC BOTH WAYS LANE ALL OF
 COUNT IDENTIFIER HPMS COUNTER NUMBER 391691 DESCRIPTION: ON SR 14 W/O WASHOUGAL RIVER RD WYE CONN

09-27-13																			
FRIDAY																			
AM HOURS	CARS PICKUPS	SINGLE UNITS				SINGLE UNIT %	DOUBLE UNITS			DOUBLE UNIT %	TRAINS			TRAIN %	TRUCK %	CLASS UNKNOWN	TOTAL VEHICLES		
		BUS	MED	HVY	4+		4-	5	6+		5-	6	7+						
12 - 1	209		7			3.2	1	2	1	1.8						5.0	1	221	
1 - 2	105						1	1	2	3.6			1	.9	4.5			110	
2 - 3	73	1	1			2.4		2	1	3.6	1		3	4.8	10.8	1		83	
3 - 4	102		5			4.4		5	1	5.3			1	.9	10.5			114	
4 - 5	203	2	9	1		5.3	3	8	2	5.7					11.0			228	
5 - 6	579	3	33	1		5.8	3	12	3	2.8	1		6	1.1	9.7			641	
6 - 7	1135	2	51	7	1	5.0	5	17	7	2.4			2	.2	7.5			1227	
7 - 8	1395	10	50	5	7	4.8	7	18	3	1.9	1	1	7	.6	7.2			1504	
8 - 9	1132	10	52	10	2	5.8	12	41	14	5.2	1		8	.7	11.7			1282	
9 - 10	968	4	56	8	7	6.7	10	36	20	5.9	1	2	6	.8	13.4			1118	
10 - 11	1029	5	61	8	3	6.5	13	30	19	5.3	2		6	.7	12.5	1		1177	
11 - 12	1073	9	48	9	3	5.7	10	36	14	5.0	1	1	8	.8	11.5			1212	
PM HOURS																			
12 - 1	1098	12	37	15	4	5.5	13	36	16	5.2	1		10	.9	11.6			1242	
1 - 2	1100	7	45	10	3	5.3	12	27	9	3.9	1		12	1.1	10.3			1226	
2 - 3	1260	6	54	12	2	5.3	20	17	5	3.0	3	2	6	.8	9.1	2		1389	
3 - 4	1521	9	55	8	1	4.5	12	22	3	2.3			5	.3	7.0	1		1637	
4 - 5	1655	4	57	4	4	3.9	11	14	15	2.3			8	.5	6.6	1		1773	
5 - 6	1633	5	46	6	1	3.4	11	9	8	1.6	1		5	.3	5.3	1		1726	
6 - 7	1207	3	36	2	2	3.4	8	8	3	1.5			5	.4	5.3	1		1275	
7 - 8	952	1	19	1		2.1	3	10	1	1.4			1	.1	3.6			988	
8 - 9	627	2	17	1		3.1	2	5		1.1			1	.2	4.3			655	
9 - 10	516		6			1.1		6	1	1.3					2.5			529	
10 - 11	406	1	5	1		1.7		9	2	2.6					4.2			424	
11 - 12	359	1	3			1.1	3	3		1.6					2.7	1		370	
AM TOTAL		8003	46	373	49	23	5.5	65	208	87	4.0	8	4	48	.7	10.2	3		8917
PM TOTAL		12334	51	380	60	17	3.8	95	166	63	2.4	6	2	53	.5	6.7	7		13234
DAY TOTAL		20337	97	753	109	40	4.5	160	374	150	3.1	14	6	101	.5	8.1	10		22151
																	2-AXLE EQUIVALENT	23552	

STATE OF WASHINGTON - DEPARTMENT OF TRANSPORTATION
 TRIP SYSTEM
 HOURLY TRAFFIC CLASSIFICATION SUMMARY

SR 014 MP 016.08 OFF SYSTEM ID. LEG 1 DIRECTION OF TRAFFIC BOTH WAYS LANE ALL OF

COUNT IDENTIFIER HPMS COUNTER NUMBER 391691 DESCRIPTION: ON SR 14 W/O WASHOUGAL RIVER RD WYE CONN

09-28-13 SATURDAY AM HOURS	CARS PICKUPS	SINGLE UNITS				SINGLE UNIT %	DOUBLE UNITS			DOUBLE UNIT %	TRAINS			TRAIN %	TRUCK %	CLASS UNKNOWN	TOTAL VEHICLES
		BUS	MED	HVY	4+		4-	5	6+		5-	6	7+				
12 - 1	212		1			.5		2		.9				1.4		215	
1 - 2	118		2			1.6	1	1		1.6				3.3		122	
2 - 3	73		2			2.6	1	1	1	3.8				6.4		78	
3 - 4	79		4			4.5		3	1	4.5				9.1	1	88	
4 - 5	110	2	4			5.0	1	2		2.5				7.6		119	
5 - 6	208	2	7			4.1		3	2	2.3				6.3		222	
6 - 7	333	2	10			3.4	4	1	1	1.7				5.1		351	
7 - 8	579	3	15			3.0	2	6	3	1.8				4.8		608	
8 - 9	766	3	23	2	2	3.7	3	5	1	1.1				4.8		805	
9 - 10	1047	2	24	2	2	2.6	2	13	1	1.5			1	4.1		1092	
10 - 11	1135	1	31	1	4	3.1	6	8	4	1.5			3	4.9	2	1195	
11 - 12	1359	1	55	3		4.1	10	6	1	1.2			2	5.4	2	1439	
PM HOURS																	
12 - 1	1404	1	34	2	3	2.7	9	7		1.1			1	3.9		1461	
1 - 2	1290	1	33			2.5	6	11		1.3			2	3.9		1343	
2 - 3	1293	2	34	2		2.8	8	2		.7		2	3	3.9		1346	
3 - 4	1179		33	1		2.8	9	10	1	1.6			2	4.5		1235	
4 - 5	1188	4	26			2.4	6	1		.6			3	3.3	2	1230	
5 - 6	1119	3	28			2.7	5	1	1	.6			2	3.5		1159	
6 - 7	892	1	18			2.1	4	3	2	1.0				3.0		920	
7 - 8	674		11			1.6	2	2		.6			1	2.3		690	
8 - 9	557	1	14			2.6	1		1	.3				3.0		574	
9 - 10	524	1	8			1.7	1	2		.6				2.2		536	
10 - 11	386	1	11			3.0	1			.2			1	3.5	1	401	
11 - 12	291		3			1.0		1		.3				1.4		295	
AM TOTAL	6019	16	178	8	6	3.3	30	51	15	1.5				4.9	5	6334	
PM TOTAL	10797	15	253	5	3	2.5	52	40	5	.9		2	15	3.5	3	11190	
DAY TOTAL	16816	31	431	13	9	2.8	82	91	20	1.1		2	21	4.0	8	17524	
														2-AXLE EQUIVALENT		17855	

STATE OF WASHINGTON - DEPARTMENT OF TRANSPORTATION
 TRIPS SYSTEM
 HOURLY TRAFFIC CLASSIFICATION SUMMARY

SR 014 MP 016.08 OFF SYSTEM ID. LEG 1 DIRECTION OF TRAFFIC BOTH WAYS LANE ALL OF

COUNT IDENTIFIER HPMS COUNTER NUMBER 391691 DESCRIPTION: ON SR 14 W/O WASHOUGAL RIVER RD WYE CONN

09-29-13 SUNDAY		SINGLE UNITS				DOUBLE UNITS			TRAINS			TRUCK		CLASS UNKNOWN	TOTAL VEHICLES		
AM HOURS	CARS PICKUPS	BUS	MED	HVY	4+	SINGLE UNIT %	4-	5	6+	DOUBLE UNIT %	5-	6	7+	TRUCK %	TRUCK %		
12 - 1	155		2	1		1.9	1			.6				2.5		159	
1 - 2	118		1	1		1.7								1.7		120	
2 - 3	76		2			2.4	1	1	1	3.7			1	7.3		82	
3 - 4	61		2			3.1	1			1.6				4.7		64	
4 - 5	80		2			2.4		1		1.2				3.6		83	
5 - 6	151		5			3.1	1		2	1.9				5.0		159	
6 - 7	185	1	2			1.6	1	1	1	1.6				3.1		191	
7 - 8	283		6			2.0		2		.7	1		1	.7	3.4	293	
8 - 9	457	1	10	2		2.7	2	2	2	1.3			1	.2	4.2	477	
9 - 10	611	1	19	1		3.3	4	6	1	1.7				5.0		643	
10 - 11	833		23	2	1	3.0	6	2		.9			2	.2	4.1	869	
11 - 12	845	2	19			2.4	9	5	1	1.7			4	.5	4.5	886	
PM HOURS																	
12 - 1	982	1	23	1		2.4	8	6	1	1.5			4	.4	4.3	1027	
1 - 2	1017	1	23	1		2.4	8	3		1.0			7	.7	4.1	1061	
2 - 3	993	4	18	1		2.2	8	1	2	1.1	1		4	.5	3.8	1034	
3 - 4	1089	3	26			2.6	9	2		1.0			1	.1	3.6	1130	
4 - 5	938	3	25	2		3.1	4	3	1	.8			1	.1	4.0	978	
5 - 6	929	1	11	1		1.4	4	1	1	.6				2.0		948	
6 - 7	701	1	21			3.0	3	3	1	1.0			2	.3	4.2	732	
7 - 8	584		11	1		2.0	3	2	4	1.5				3.5		605	
8 - 9	439		3			.7	2	4	1	1.6				2.2		449	
9 - 10	309		8	1		2.8		2		.6				3.4		320	
10 - 11	223		4			1.7		10	1	4.6				6.3		238	
11 - 12	156		2			1.2		4	1	3.1				4.3		163	

AM TOTAL	3855	5	93	7	1	2.6	26	20	8	1.3	1		9	.2	4.2	1	4026
PM TOTAL	8360	14	175	8		2.3	49	41	13	1.2	1		19	.2	3.7	5	8685
DAY TOTAL	12215	19	268	15	1	2.4	75	61	21	1.2	2		28	.2	3.9	6	12711
															2-AXLE EQUIVALENT		13001

STATE OF WASHINGTON - DEPARTMENT OF TRANSPORTATION
 TRIP SYSTEM
 HOURLY TRAFFIC CLASSIFICATION SUMMARY

SR 014 MP 016.08 OFF SYSTEM ID. LEG 1 DIRECTION OF TRAFFIC BOTH WAYS LANE ALL OF

COUNT IDENTIFIER HPMS COUNTER NUMBER 391691 DESCRIPTION: ON SR 14 W/O WASHOUGAL RIVER RD WYE CONN

09-30-13		SINGLE UNITS				SINGLE UNIT %			DOUBLE UNITS			DOUBLE UNIT %			TRAINS			TRAIN %	TRUCK %	CLASS UNKNOWN	TOTAL VEHICLES
MONDAY	CARS PICKUPS	BUS	MED	HVY	4+	4-	5	6+	4-	5	6+	5-	6	7+	%	%	%	%			
12 - 1	86		3	1		4.3		3	1		4.3								8.5		94
1 - 2	49		2	1		5.1		5	2		11.9								16.9		59
2 - 3	51		2			3.6		2			3.6								7.3		55
3 - 4	93		3	1		3.7	1	3	1		4.7	2		2	3.7			12.1	1	107	
4 - 5	226	2	13			5.9		8	4		4.7			2	.8			11.4		255	
5 - 6	639	2	38	2		6.0	2	5	8		2.1			2	.3			8.5		698	
6 - 7	1174		46	10	2	4.6	7	18	8		2.6			3	.2			7.4		1268	
7 - 8	1436	7	42	11	5	4.2	6	13	6		1.6	1	1	3	.3			6.2		1531	
8 - 9	1089	12	33	5	1	4.3	5	31	8		3.7			2	.2			8.2	1	1187	
9 - 10	908	7	39	15	4	6.2	11	31	22		6.1		1	8	.9			13.2		1046	
10 - 11																					
11 - 12																					
12 - 1																					
1 - 2																					
2 - 3																					
3 - 4																					
4 - 5																					
5 - 6																					
6 - 7																					
7 - 8																					
8 - 9																					
9 - 10																					
10 - 11																					
11 - 12																					
AM TOTAL	5751	30	221	46	12	4.9	32	119	60	3.3	3	2	22	.4				8.7	2	6300	
PM TOTAL																					
DAY TOTAL	5751	30	221	46	12	4.9	32	119	60	3.3	3	2	22	.4				8.7	2	6300	
																			2-AXLE EQUIVALENT		6729

09-23-13 THRU 09-30-13

AVERAGE WEEKDAY CLASSIFICATION VOLUMES		SINGLE UNITS				SINGLE UNIT %			DOUBLE UNITS			DOUBLE UNIT %			TRAINS			TRAIN %	TRUCK %	CLASS UNKNOWN	TOTAL VEHICLES
AVG WEEKDAY VOLUME	CARS PICKUPS	BUS	MED	HVY	4+	4-	5	6+	4-	5	6+	5-	6	7+	%	%	%	%			
19927		81	752	117	35	4.5	151	312	174	2.9	13	5	112	.6				8.1	11	21690	
																			AWD 2-AXLE EQUIVALENT		23060

TOTAL HOURS FOR COUNT 95
 3 DAYS FACTOR GROUP P06
 AVG WEEKDAY VOL 21690 X SEASONAL ADJ. FACTOR 0.8900 = ESTIMATED AVG DAILY TRAFFIC 19304

0.9406

PEAK HOUR PERCENTAGES: K = 8.32 D = 55.18 T = 7.59
 PEAK HOUR LOCATION : VOLUME = 1805 DATE: 09/26/13 TIME: 04:00 PM