

RU

Interval 60 min. 15 min.
 Binned(CL/SP) Count(volume)
 Lane No 1 2

1 OF 2

Direction Channel 1 _____
 Direction Channel 2 _____
 Unique ID# _____

Counter No. 172299 Count ID HPMS
 SR 14 RRT/RRQ R101542 MP 15.44
 Leg 2 Direction WB OSID _____

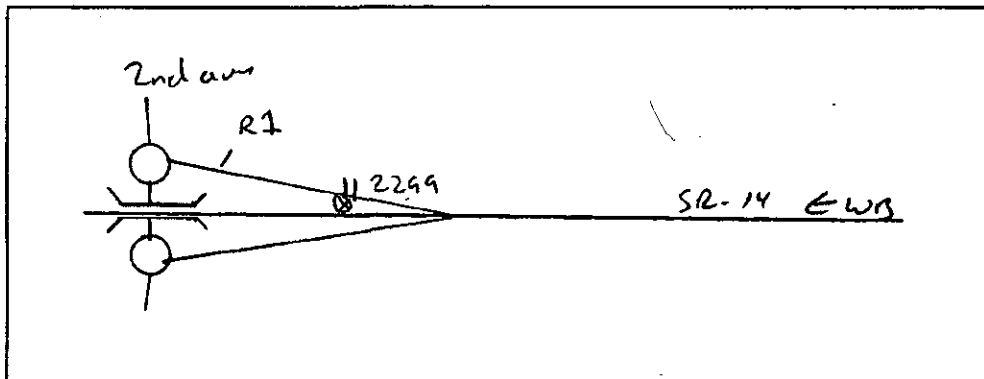
Station Description ON SR-14 EB off ramp to 2nd st roundabout

ON SR 14 E/O SR 500/2ND ST I/C

DEL WB 4/23/15 11AM - 4/24/15 } From CLASSCART - RU
 EB ALL

Date	Day	Time	Comments
4/20/15	2	11:47	Manual (1) <u>2</u> (2) _____ Set up ok JDM/BJ 6.4v Counter (1) <u>2</u> (2) _____
4/21/15	3	08:42	Manual (1) <u>10</u> (2) _____ Check ok JDM/BJ 7.0v Counter (1) <u>10</u> (2) _____
4/22/15	4	08:36	Manual (1) <u>4</u> (2) _____ Check ok JDM/BJ 6.8v Counter (1) <u>4</u> (2) _____
4/23/15	5	08:37	Manual (1) <u>4</u> (2) _____ Check ok JDM/BJ 6.9v Counter (1) <u>4</u> (2) _____
4/24/15	6	07:15	Manual (1) <u>1</u> (2) _____ P/U ok JDM/BJ 6.4v Counter (1) <u>1</u> (2) _____

Sketch



J. Myler
Field Person

RU

Interval 60 min. 15 min.
 Binned(CL/SP) Count(volume)
Lane No 1 2

20F2

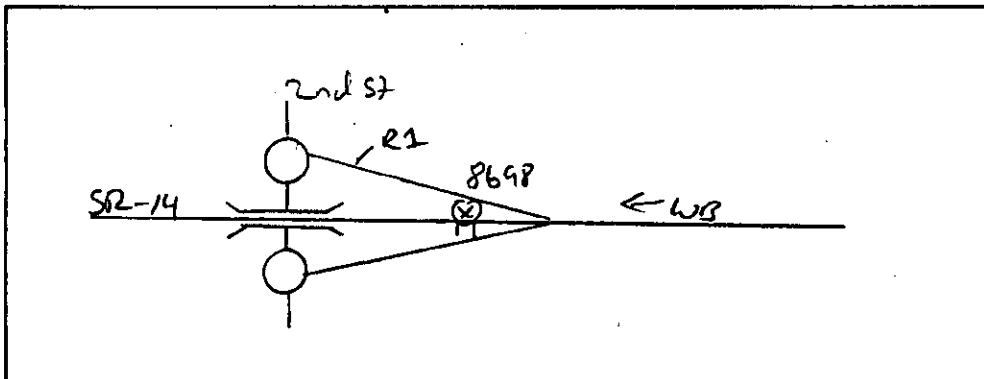
Direction Channel 1 _____
Direction Channel 2 _____
Unique ID# _____

Counter No. 178689 Count ID HPMS
SR 14 RRT/RRQ MP 15.44
Leg 2 Direction WB OSID _____

Station Description ON SR-14 E/O SR 500/2ND ST I/C

Date	Day	Time	Comments
4/20/15	2	11:45	Manual (1) <u>4</u> (2) _____ Counter (1) <u>4</u> (2) _____ Set up ok JDM/BJ 6.5v
4/21/15	3	08:42	Manual (1) <u>50</u> (2) _____ Counter (1) <u>50</u> (2) _____ Check ok JDM/BJ 6.7v
4/22/15	4	08:36	Manual (1) <u>50</u> (2) _____ Counter (1) <u>50</u> (2) _____ Check ok JDM/BJ 6.5v
4/23/15	5	08:37	Manual (1) <u>50</u> (2) _____ Counter (1) <u>50</u> (2) _____ Check ok JDM/BJ 6.6v
4/24/15	6	07:14	Manual (1) _____ (2) _____ Counter (1) _____ (2) _____ P/U ok JDM/BJ 6.3v <i>Tube up</i>

Sketch



J. Mydler
Field Person



Ru

Interval 60 min. 15 min.
 Binned(CL/SP) Count(volume)
Lane No 1 2

1 of 2

Direction Channel 1 _____
Direction Channel 2 _____
Unique ID# _____

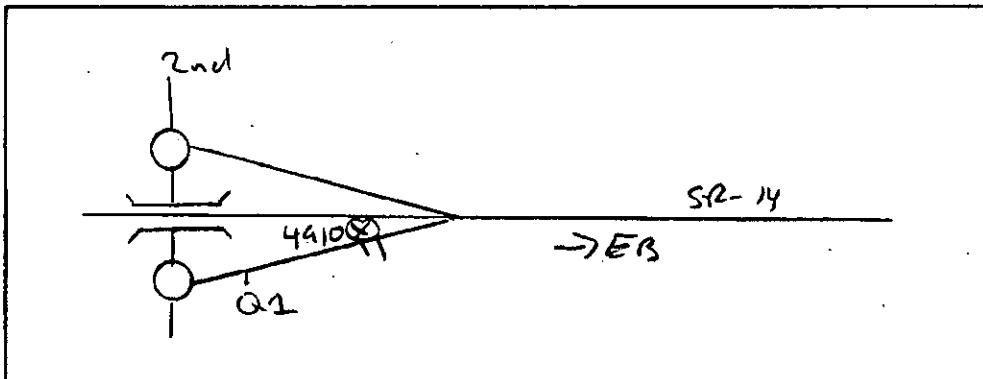
Counter No. 174910 Count ID HPMS
SR 14 RRT/RRQ Q101544 MP 15.44
Leg 2 Direction EB OSID _____

Station Description ON SR 14 EB on ramp from 2nd st roundabout

ON SR 14 E/O SR 500/2ND ST I/C

Date	Day	Time	Comments
4/20/15	2	11:19 11:45	Manual (1) 4 (2) _____ Set up ok JDM/BJ 6.5v Counter (1) 4 (2) _____
4/21/15	3	08:42	Manual (1) 4 (2) _____ Check ok JDM/BJ 6.7v Counter (1) 4 (2) _____
4/22/15	4	08:36	Manual (1) 3 (2) _____ Check ok JDM/BJ 6.5v Counter (1) 3 (2) _____
4/23/15	5	08:19	Manual (1) 5 (2) _____ Check ok JDM/BJ 6.6v Counter (1) 5 (2) _____
4/24/15	6	06:58	Manual (1) 1 (2) _____ P/U ok JDM/BJ 6.3v Counter (1) 1 (2) _____

Sketch



J. Mydler
Field Person

Ru

Interval 60 min. 15 min.
 Binned(CL/SP) Count(volume)
 Lane No 1 2

2 of 2

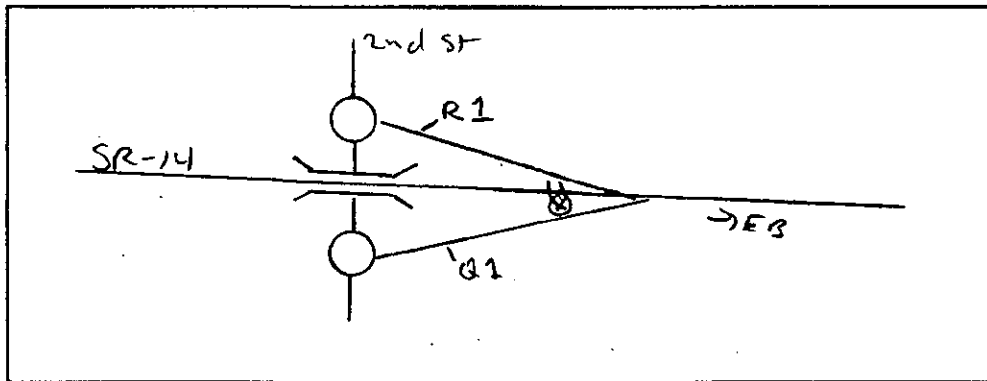
Direction Channel 1 _____
 Direction Channel 2 _____
 Unique ID# _____

Counter No. 175861 Count ID HPMS
 SR 14 RRT/RRQ MP 15.44
 Leg 2 Direction EB OSID _____

Station Description ON SR-14 E/O SR 500 / 2ND ST I/C

Date	Day	Time	Comments
4/20/15	2	11:17	Manual (1) <u>5</u> (2) _____ Set up ok JDM/BJ 6.4v Counter (1) <u>5</u> (2) _____
4/21/15	3	08:24	Manual (1) <u>38</u> (2) _____ Check ok JDM/BJ 6.6v Counter (1) <u>38</u> (2) _____ classed 2-3 as 2-15
4/22/15	4	08:19	Manual (1) <u>35</u> (2) _____ Check ok JDM/BJ 6.4v Counter (1) <u>35</u> (2) _____ classed 2-3 as 2-15
4/23/15	5	08:19	Manual (1) <u>27</u> (2) _____ Check ok JDM/BJ 6.4v Counter (1) <u>27</u> (2) _____
4/24/15	6	06:58	Manual (1) <u>1</u> (2) _____ P/U ok JDM/BJ 6.3v Counter (1) <u>1</u> (2) _____

Sketch



J. Mydler
 Field Person

DOT-RNB505A-B

STATE OF WASHINGTON - DEPARTMENT OF TRANSPORTATION
TRIP SYSTEM
HOURLY TRAFFIC CLASSIFICATION SUMMARY

DATE 04/29/15
TIME 10:24:23
PAGE 16

SR 014 MP 015.44 OFF SYSTEM ID. LEG 2 DIRECTION OF TRAFFIC WESTBOUND LANE 1 OF 2
COUNT IDENTIFIER HPMS COUNTER NUMBER 172299 DESCRIPTION: ON SR 14 E/O SR 500/2ND ST I/C

DATE-TIME	CARS PICKUPS	BUS	SINGLE MED	UNITS Hvy	4+	SINGLE UNIT %	DOUBLE 4-	DOUBLE 5	DOUBLE 6+	DOUBLE UNIT %	5- TRAINS 6	7+	TRAIN %	TRUCK %	CLASS UNKNOWN	TOTAL VEHICLES
04-20-15																
MONDAY																
AM HOURS	99	2	6	1		7.9	2	1	3	5.3		1		13.2		114
1 - 1	104	1	7	3		9.3			2	1.7			.8	11.9		118
2 - 2	103		5	1		5.4	2		4	1.8				7.2		111
3 - 3	97	1	4	1		5.6	1		3	4.6				10.2		108
4 - 4	115		5	2		5.6			1	2.4				8.0		125
5 - 5	94	1	8			8.6	1		1	1.9				10.5		105
6 - 6	72		2			2.7				4.1				7.4		74
7 - 7	44		3			6.1	2							10.2		49
8 - 8	39		3			7.1								7.1		42
9 - 9	19		1			6.7								6.7		19
10 - 10	14		2			14.3								14.3		15
11 - 11	12															14
12 - 12																
AM TOTAL	812	5	46	8		6.6	8	1	13	2.5		1	.1	9.2		894
PM TOTAL	812	5	46	8		6.6	8	1	13	2.5		1	.1	9.2		894
DAY TOTAL	812	5	46	8		6.6	8	1	13	2.5		1	.1	9.2		894

															2-AXLE EQUIVALENT	936

DOT-RN8505A-B

STATE OF WASHINGTON - DEPARTMENT OF TRANSPORTATION
TRIP SYSTEM
HOURLY TRAFFIC CLASSIFICATION SUMMARY

DATE 04/29/15
TIME 10:24:23
PAGE 17

SR 014 MP 015.44 OFF SYSTEM ID. LEG 2 DIRECTION OF TRAFFIC WESTBOUND LANE 1 OF 2
COUNT IDENTIFIER HPMS COUNTER NUMBER 172299 DESCRIPTION: ON SR 14 E/O SR 500/2ND ST 1/C

DAY	AM HOURS	PM HOURS	TOTAL	CARS PICKUPS	BUS MED	SINGLE UNITS 4+	DOUBLE UNITS 4+	DOUBLE UNITS 5	DOUBLE UNITS 6+	DOUBLE UNITS 6+	DOUBLE UNITS 7+	TRAIN %	TRUCK %	CLASS UNKNOWN	TOTAL VEHICLES
04-21-15	12 - 1	11	12	11	1	1	1	1	1	1	1	1	1	1	12
	1 - 2	2	3	2	1	1	1	1	1	1	1	1	1	1	13
	2 - 3	3	4	3	1	1	1	1	1	1	1	1	1	1	14
	3 - 4	4	5	4	1	1	1	1	1	1	1	1	1	1	15
	4 - 5	5	6	5	1	1	1	1	1	1	1	1	1	1	16
	5 - 6	6	7	6	1	1	1	1	1	1	1	1	1	1	17
	6 - 7	7	8	7	1	1	1	1	1	1	1	1	1	1	18
	7 - 8	8	9	8	1	1	1	1	1	1	1	1	1	1	19
	8 - 9	9	10	9	1	1	1	1	1	1	1	1	1	1	20
	9 - 10	10	11	10	1	1	1	1	1	1	1	1	1	1	21
	10 - 11	11	12	11	1	1	1	1	1	1	1	1	1	1	22
	11 - 12	12	13	12	1	1	1	1	1	1	1	1	1	1	23
	AM TOTAL	646	5	39	2	1	1	1	1	1	1	1	1	1	715
	PM TOTAL	754	4	46	5	1	1	1	1	1	1	1	1	1	826
	DAY TOTAL	1400	9	85	7	1	1	1	1	1	1	1	1	1	1541
															1617

2-AXLE EQUIVALENT

DOT-RNB505A-B

STATE OF WASHINGTON - DEPARTMENT OF TRANSPORTATION
TRIP SYSTEM
HOURLY TRAFFIC CLASSIFICATION SUMMARY

DATE 04/29/15
TIME 10:24:23
PAGE 18

SR 014 MP 015.46 OFF SYSTEM ID. LEG 2 DIRECTION OF TRAFFIC WESTBOUND LANE 1 OF 2
COUNT IDENTIFIER HPMS COUNTER NUMBER 172299 DESCRIPTION: ON SR 14 E/O SR 500/2ND ST 1/C

DATE	WEDNESDAY	CARS PICKUPS	BUS MED	SINGLE UNITS 4+	SINGLE UNIT %	DOUBLE UNITS 4-	DOUBLE UNITS 5	DOUBLE UNITS 6+	DOUBLE UNIT %	TRAINS 5-	TRAINS 6	TRAINS 7+	TRAIN %	TRUCK %	CLASS UNKNOWN	TOTAL VEHICLES
04-22-15	12 - 1	11										1	25.0	25.0		11
	11 - 1	5														5
	10 - 1	3														4
	9 - 1	4														4
	8 - 1	15														18
	7 - 1	44	1	1	5.6			1	11.1					16.7		48
	6 - 1	88			7.4									8.3		95
	5 - 1	100			6.6									7.4		106
	4 - 1	96			6.3			1	2.8					9.4		111
	3 - 1	100			6.7			3	1.0					7.7	1	104
	2 - 1	81	1	1	10.5			3	4.2					14.7		95
	1 - 1	77	2	1	8.0			3	3.4					11.5		87
PM HOURS	12 - 1	91			5.8			5	6.7					12.5		104
	11 - 1	85			6.4			2	3.2					9.6		94
	10 - 1	102	1	1	10.9			1	3.4					14.3		119
	9 - 1	90			5.0			1	5.0					10.0		100
	8 - 1	106			7.5			1	4.2					11.7		120
	7 - 1	88	1	1	8.2			3	2.0					10.2		98
	6 - 1	99			1.9			1	1.9					3.9		103
	5 - 1	48			4.0				2.1					4.0		50
	4 - 1	46			2.1				5.3					2.1		47
	3 - 1	18														19
	2 - 1	20														20
	1 - 1	9			10.0			1	10.0							10
AM TOTAL		620	5	41	7.3			3	2.3							688
PM TOTAL		802	2	47	6.0			7	3.3							884
DAY TOTAL		1422	7	88	6.6			10	2.9							1572
												1	.1	9.5	1	1657
														2-AXLE EQUIVALENT		

SR 014 MP 015.44 OFF SYSTEM ID. LEG 2 DIRECTION OF TRAFFIC WESTBOUND LANE 1 OF 2
 COUNT IDENTIFIER HPMS COUNTER NUMBER 172299 DESCRIPTION: ON SR 14 E/O SR 500/2ND ST I/C

DATE	TIME	PAGE	OF 2									
04-23-15	THURSDAY											
AM HOURS	CARS PICKUPS	BUS	SINGLE MED HVY 4+	SINGLE UNIT %	DOUBLE UNITS 4-5	DOUBLE UNITS 6+	DOUBLE UNIT %	5-6 TRAINS 7+	TRAIN %	TRUCK %	CLASS UNKNOWN	TOTAL VEHICLES
12 - 1	7											7
1 - 2	1											1
2 - 3	6											7
3 - 4	3											3
4 - 5	20											23
5 - 6	37											46
6 - 7	85	1										92
7 - 8	104											113
8 - 9	114	1										131
9 - 10	88	2										101
10 - 11	87											101
11 - 12	86											97
PM HOURS												
12 - 1	93	1										110
1 - 2	71	2										77
2 - 3	97											113
3 - 4	111											117
4 - 5	89											97
5 - 6	86											93
6 - 7	70	1										77
7 - 8	43											44
8 - 9	41											44
9 - 10	17											17
10 - 11	17											17
11 - 12	12											14
AM TOTAL	638	4										722
PM TOTAL	747	5										823
DAY TOTAL	1385	9	95	8	1		7.3	16	8	22	3.0	1545
												1625

2-AXLE EQUIVALENT

DOT-RN8505A-B

STATE OF WASHINGTON - DEPARTMENT OF TRANSPORTATION
TRIP SYSTEM
HOURLY TRAFFIC CLASSIFICATION SUMMARY

DATE 04/29/15
TIME 10:24:23
PAGE 20

SR 014 MP 015.44 OFF SYSTEM ID. LEG 2 DIRECTION OF TRAFFIC WESTBOUND LANE 1 OF 2
COUNT IDENTIFIER HPMS COUNTER NUMBER 172299 DESCRIPTION: ON SR 14 E/O SR 500/2ND ST I/C

04-24-15	CARS PICKUPS	BUS MED	SINGLE UNITS 4+	DOUBLE UNITS 4-5	DOUBLE UNITS 6+	DOUBLE UNITS 7+	TRAIN %	TRUCK %	CLASS UNKNOWN	TOTAL VEHICLES
FRIDAY	10	1	20.0		1	20.0		40.0		10
AM HOURS	1									5
12 -	3									3
1 - 2	3									3
2 - 3	8			1				11.1		9
3 - 4	20							18.4		20
4 - 5	31	1	5					18.4		38
5 - 6	85		9		1			10.5		95
6 - 7										
7 - 8										
8 - 9										
9 - 10										
10 - 11										
11 - 12										
PM HOURS	1									1
12 -	2									2
1 - 2	3									3
2 - 3	4									4
3 - 4	5									5
4 - 5	6									6
5 - 6	7									7
6 - 7	8									8
7 - 8	9									9
8 - 9	10									10
9 - 10	11									11
10 - 11	12									12
11 - 12										
AM TOTAL	160	1	15	1	2	1.7		11.1		180
PM TOTAL	160	1	15	1	2	1.7		11.1		180
DAY TOTAL	160	1	15	1	2	1.7		11.1		180

11.1
2-AXLE EQUIVALENT 186

SR 014 MP 015.44 OFF SYSTEM ID. LEG 2 DIRECTION OF TRAFFIC WESTBOUND LANE 2 OF 2
 COUNT IDENTIFIER HPMS COUNTER NUMBER 178689 DESCRIPTION: ON SR 14 E/O SR 500/2ND ST I/C

DATE	TIME	CARS PICKUPS	BUS	SINGLE MED	UNITS HVY	4+	SINGLE UNIT %	DOUBLE 4-	UNITS 5	6+	DOUBLE UNIT %	5- TRAINS 6	7+	TRAIN %	TRUCK %	CLASS UNKNOWN	TOTAL VEHICLES
04-20-15	MONDAY																
	AM HOURS																
	12 - 1	538	1	18	3	1	3.0	5	17	9	5.2		2	-.3	9.4		594
	1 - 2	514	4	20	4		5.0	7	6	6	3.4		4	-.7	9.0		565
	2 - 3	631	3	21	7	2	4.8	5	8	6	2.7	1	7	1.2	8.7		691
	3 - 4	704		21	10		4.1	7	8	6	2.8		4	.7	7.5		761
	4 - 5	680		29	2		4.2	6	8	9	3.1	1	4	.3	7.6		736
	5 - 6	642		19	1		3.0	2	7	4	1.9		3		4.9		675
	6 - 7	476	1	11	2		2.8	3	3	1	.8	1	3	-.6	4.2		497
	7 - 8	337	2	6			2.3	3	4	2	2.5		1	.4	5.1		355
	8 - 9	270		4			1.4	2	3	1	2.8				4.6		283
	9 - 10	178		2			1.1	3	4	1	2.0				3.3		184
	10 - 11	100					2.9	1	2	2	5.7				2.0		102
	11 - 12	64		2					2						8.6		70.
	AM TOTAL	5134	11	153	29	3	3.6	37	70	50	2.8	3	1	.5	6.9		5513
	PM TOTAL	5134	11	153	29	3	3.6	37	70	50	2.8	3	1	.5	6.9		5513
	DAY TOTAL	5134	11	153	29	3	3.6	37	70	50	2.8	3	1	.5	6.9		5834

2-AXLE EQUIVALENT

DOT-RNB505A-8

STATE OF WASHINGTON - DEPARTMENT OF TRANSPORTATION
TRIP SYSTEM
HOURLY TRAFFIC CLASSIFICATION SUMMARY

DATE 04/29/15
TIME 10:24:23
PAGE 22

SR 014 MP 015-44 OFF SYSTEM ID. LEG 2 DIRECTION OF TRAFFIC WESTBOUND LANE 2 OF 2
COUNT IDENTIFIER HPMS COUNTER NUMBER 178689 DESCRIPTION: ON SR 14 E/O SR 500/2ND ST I/C

DAY	AM HOURS	PM HOURS	CARS PICKUPS	BUS	SINGLE MED	SINGLE HVY	4+ UNIT %	DOUBLE 4-	DOUBLE 5	DOUBLE 6+	DOUBLE UNIT %	5- TRAINS 6	7+ TRAINS	TRAIN %	TRUCK	CLASS UNKNOWN	TOTAL VEHICLES
04-21-15	12 - 1	12 - 1	58		1		4.0		1	1	3.3				3.3		60
TUESDAY	1 - 2	1 - 2	21		2		3.8		1	1	8.0				16.0		25
	2 - 3	2 - 3	33		2		2.1		1	1	5.4				10.8		37
	3 - 4	3 - 4	49		1		4.2		1	1	1.9				5.8		52
	4 - 5	4 - 5	185	1	2	1	5.3	1	4	4	1.5	3	2	1.0	3.6		192
	5 - 6	5 - 6	190		2		5.3		3	5	1.7		2	.6	6.5		524
	6 - 7	6 - 7	917		5	1	3.9	1	4	5	2.1		5	.6	7.1		987
	7 - 8	7 - 8	979	2	3	3	3.0	5	16	11	3.8	1	5	.4	6.6		1048
	8 - 9	8 - 9	776	2	1	1	6.2	8	8	7	3.3		3	.7	7.2		836
	9 - 10	9 - 10	621	4	2	2	4.0	8	11	10	3.8	2	5	.8	10.3		692
	10 - 11	10 - 11	578	3	1	3	6.2	6	12	10	5.2	1	5	1.1	12.5		632
	11 - 12	11 - 12	469	3	1	1	5.2	13	8	8	5.2		1	.4	10.7		559
PM HOURS	12 - 1	12 - 1	499	2	2	5	6.7	8	7	10	4.0		1	.8	11.5		628
	1 - 2	1 - 2	556	3	3	6	4.4	3	5	3	1.8		1	.5	6.6		620
	2 - 3	2 - 3	579	3	1	5	3.9	2	5	8	3.3	2	4	.3	7.5		691
	3 - 4	3 - 4	639	2	2	6	5.0	7	13	9	3.1		3	.4	8.5		745
	4 - 5	4 - 5	682	3	2	4	3.6	4	7	9	2.1		3	.4	5.7		715
	5 - 6	5 - 6	674	2	2	2	2.1	3	5	3	2.3		3	.6	5.1		512
	6 - 7	6 - 7	486	1	1	8	3.0	1	6	3	1.7		1	.8	3.8		287
	7 - 8	7 - 8	276	1	1	7	2.2	1	5	2	1.7		2	.3	6.4		264
	8 - 9	8 - 9	247	1	1	3	1.3	1	1	1	1.3		1	.6	4.4		181
	9 - 10	9 - 10	173	1	1	1	1.3	2	1	3	6.3		1	.6	2.6		78
	10 - 11	10 - 11	76														80
	11 - 12	11 - 12	73														
AM TOTAL			5176	15	189	34	4.4	37	71	53	2.9	6	3	.6	7.9		5621
PM TOTAL			4960	17	169	28	4.1	42	60	51	2.9	6	4	.5	7.5		5360
DAY TOTAL			10136	32	358	62	4.3	79	131	104	2.9	6	7	.6	7.7		10981

2-AXLE EQUIVALENT

STATE OF WASHINGTON - DEPARTMENT OF TRANSPORTATION
TRIP SYSTEM
HOURLY TRAFFIC CLASSIFICATION SUMMARY

SR 014 MP 015.44 OFF SYSTEM ID. LEG 2 DIRECTION OF TRAFFIC WESTBOUND LANE 2 OF 2
COUNT IDENTIFIER HPMS COUNTER NUMBER 178689 DESCRIPTION: DN SR 14 E/O SR 500/2ND ST 1/C

DAY	CARS PICKUPS	BUS	SINGLE MED	HVY	SINGLE UNIT %	DOUBLE UNITS	DOUBLE UNIT %	TRAINS	TRUCK	TOTAL VEHICLES
04-22-15	58		2		4.9	3	17.1		1.7	59
AM HOURS	31		1		3.0	4	8.6		24.4	41
12 - 1	30		2		5.2	4	17.1		6.1	33
1 - 2	169	1	6	1	4.3	1	3.5	3	13.8	58
2 - 3	482		29		5.8	3	1.2	1	8.2	184
3 - 4	887		31		3.4	2	1.8		6.7	320
4 - 5	1029		31		3.8	2	1.6		7.3	521
5 - 6	744		22		4.4	2	2.4		5.5	1089
6 - 7	616		18		4.9	4	3.1		7.6	805
7 - 8	512		23		4.3	8	3.7		9.0	677
8 - 9	521		23		5.2	22	5.7	1	11.0	575
9 - 10	559		9		3.0	11	5.9	1	12.3	594
10 - 11	580		23		5.0	10	5.1		8.4	610
11 - 12	602		21		4.5	9	3.5	1	8.8	636
PM HOURS	689		21		4.4	9	3.9		9.6	666
12 - 1	666		30		4.7	4	2.3	1	7.3	743
1 - 2	652		16		2.5	11	3.7		8.6	729
2 - 3	471		9		3.4	4	1.9	1	3.6	676
3 - 4	379		9		2.5	2	1.0		4.8	495
4 - 5	278		4		3.1	2	3.0		5.5	401
5 - 6	173		4		2.7	3	3.3		4.9	288
6 - 7	85		3		3.3	2	2.2		3.5	182
7 - 8	57		1		1.7	1	5.5		8.8	91
8 - 9										60
9 - 10										
10 - 11										
11 - 12										
AM TOTAL	5130	17	220	20	4.7	23	2.8	7	8.2	5586
PM TOTAL	5189	17	163	27	3.7	37	2.8	1	7.0	5577
DAY TOTAL	10319	34	383	47	4.2	60	2.8	8	7.6	11163

2-AXLE EQUIVALENT

DOT-RNB505A-B

STATE OF WASHINGTON - DEPARTMENT OF TRANSPORTATION
TRIP SYSTEM
HOURLY TRAFFIC CLASSIFICATION SUMMARY

DATE 04/29/15
TIME 10:24:23
PAGE 24

SR 014 MP 015.44 OFF SYSTEM ID. LEG 2 DIRECTION OF TRAFFIC WESTBOUND LANE 2 OF 2
COUNT IDENTIFIER HPMS COUNTER NUMBER 178689 DESCRIPTION: ON SR 14 E/O SR 500/2ND ST I/C

THURSDAY AM HOURS	CARS PICKUPS	BUS MED	SINGLE UNITS Hvy	4+	SINGLE UNIT %	DOUBLE UNITS 4-	5-	6+	DOUBLE UNIT %	5-	6	7+	TRAIN %	TRUCK %	CLASS UNKNOWN	TOTAL VEHICLES
12 - 1	64	1	1	1	1.5	2	1	1	3.0	1	1	2	8.3	4.5	128	602
1 - 2	24	1	1	1	7.4	3	1	1	3.7	1	1	2	11.1	11.1	537	537
2 - 3	26	1	1	1	8.3	3	1	1	11.1	1	1	2	8.3	11.1	537	537
3 - 4	61	1	1	1	3.1	3	1	1	1.1	1	1	1	1.6	27.8	593	593
4 - 5	177	1	1	1	3.2	3	1	1	2.1	1	1	1	1.1	4.7	713	713
5 - 6	476	1	1	1	5.3	2	1	1	1.8	1	1	2	3	6.3	736	736
6 - 7	904	1	1	1	4.4	2	1	1	1.2	1	1	2	.7	7.0	651	651
7 - 8	996	1	1	1	3.7	5	1	1	1.7	1	1	6	.4	5.9	428	428
8 - 9	800	1	1	1	3.0	4	1	1	1.7	1	1	6	.4	6.0	266	266
9 - 10	599	1	1	1	6.7	6	1	1	3.2	1	1	5	.4	6.5	252	252
10 - 11	551	1	1	1	4.8	7	1	1	3.0	1	1	5	.7	10.6	144	144
11 - 12	396	1	1	1	3.9	5	1	1	2.3	1	1	3	.4	9.4	103	103
PM HOURS																
12 - 1																
1 - 2																
2 - 3																
3 - 4																
4 - 5																
5 - 6																
6 - 7																
7 - 8																
8 - 9																
9 - 10																
10 - 11																
11 - 12																
AM TOTAL	5074	11	206	19	8	4.3	35	50	49	2.4	5	4	22	.6	7.3	5611
PM TOTAL	5074	11	206	19	8	2.3	35	50	49	1.3	5	4	22	.3	3.8	5226
DAY TOTAL	5074	11	206	19	8	2.3	35	50	49	1.3	5	4	22	.3	3.8	10709

2-AXLE EQUIVALENT

TUBE
UP

SR 014 MP 015.44 OFF SYSTEM ID. LEG 2 DIRECTION OF TRAFFIC WESTBOUND LANE 2 OF 2
 COUNT IDENTIFIER NPMS COUNTER NUMBER 178689 DESCRIPTION: ON SR 14 E/O SR 500/2ND ST 1/C

04-24-15	CARS PICKUPS	BUS MED	SINGLE UNITS 4+	SINGLE UNIT %	DOUBLE UNITS 4-	DOUBLE UNITS 5	DOUBLE UNITS 6+	DOUBLE UNIT %	5-	6	TRAINS 7+	TRAIN %	TRUCK %	CLASS UNKNOWN	TOTAL VEHICLES
FRIDAY	1													76	76
AM HOURS	2													36	36
1 -	3													29	29
2 -	4													64	64
3 -	5													175	175
4 -	6													436	436
5 -	7													804	804
6 -	8														
7 -	9														
8 -	10														
9 -	11														
10 -	12														
PM HOURS	1														
1 -	2														
2 -	3														
3 -	4														
4 -	5														
5 -	6														
6 -	7														
7 -	8														
8 -	9														
9 -	10														
10 -	11														
11 -	12														
AM TOTAL														1620	1620
PM TOTAL														1620	1620
DAY TOTAL														2-AXLE EQUIVALENT	1620

CLASS UNKNOWN 804
 TOTAL VEHICLES 804
 TUBE UP

DOT-RN8505A-8

STATE OF WASHINGTON - DEPARTMENT OF TRANSPORTATION
TRIP SYSTEM
HOURLY TRAFFIC CLASSIFICATION SUMMARY

DATE 04/29/15
TIME 10:24:23
PAGE 26

SR 014 MP 015-44 OFF SYSTEM ID. LEG 2 DIRECTION OF TRAFFIC WESTBOUND LANE 12 OF 2
COUNT IDENTIFIER HPMS COUNTER NUMBER 178689 DESCRIPTION: ON SR 14 E/O SR 500/2ND ST I/C

04-20-15	CARS PICKUPS	BUS	SINGLE MED	UNITS HVY	4+	SINGLE UNIT %	DOUBLE 4-	UNITS 5	DOUBLE 6+	DOUBLE UNIT %	5-	TRAINS 6	7+	TRAIN %	TRUCK %	CLASS UNKNOWN	TOTAL VEHICLES
MONDAY																	
AM HOURS																	
12 - 1	637		3	24	4	1	4.5	7	18	12	5.2		2	.3	10.0		708
1 - 2	618		5	27	7	2	5.7	7	8	8	3.1		5	.7	9.5		683
2 - 3	734		3	26	8		4.9	7	8	6	2.6	1	7	1.0	8.5		802
3 - 4	801		1	25	11	2	4.3	8	10	10	3.0		4	.6	7.8		869
4 - 5	795			34	4		4.4	6	12	12	3.0	1	1	.2	7.7		861
5 - 6	736		1	27	1		3.7	3	7	3	1.9		3	.5	5.6		780
6 - 7	548		2	13	2		2.8	5	3	1	.7	1	1	.2	4.0		571
7 - 8	381			9			2.7	3	3	2	2.7			.5	5.7		404
8 - 9	309			7			2.2	4	4	2	2.5			.2	4.9		325
9 - 10	197			2			1.0	3	1	1	2.0			.3	3.0		203
10 - 11	114			1			.9	1	1	1	1.7				2.6		117
11 - 12	76			4			4.8	2	2	2	4.8				9.5		84
AM TOTAL	5946		16	199	37	3	4.0	45	71	63	2.8	3	1	.4	7.2		6407
PM TOTAL	5946		16	199	37	3	4.0	45	71	63	2.8	3	1	.4	7.2		6407
DAY TOTAL	5946		16	199	37	3	4.0	45	71	63	2.8	3	1	.4	7.2		6407
																2-AXLE EQUIVALENT	6770

SR 014 MP 015.44 OFF SYSTEM ID. COUNTER NUMBER 178689 LEG 2 DIRECTION OF TRAFFIC WESTBOUND LANE 12 OF 2
 COUNT IDENTIFIER HPMS DESCRIPTION: ON SR 14 E/O SR 500/2ND ST 1/C

DAY	CARS PICKUPS	BUS	SINGLE MED	UNITS HVY	4+	SINGLE UNIT	DOUBLE 4-	DOUBLE 5	DOUBLE 6+	DOUBLE UNIT %	5-	TRAINS 6	TRAINS 7+	TRAIN %	TRUCK	CLASS UNKNOWN	TOTAL VEHICLES
04-21-15	69	1	1	1	1	1.4	1	1	1	2.8				3.7	4.2		72
TUESDAY	23					3.7				7.4				4.9	14.8		27
AM HOURS	37					1.9				4.9				1.9	9.8		41
1 -	51					4.0				1.9				1.5	5.6		54
2 -	205	1	2	1	1	5.1	1	1	4	1.8	3		3	1.4	7.1		213
3 -	526	1	2	1	1	4.2	7	5	6	1.5		1	2	.3	6.8		566
4 -	1012		2	1	3	3.5	7	12	4	2.0	1	1	2	.6	6.8		1086
5 -	882		2	1	3	6.3	8	16	14	3.8			3	.3	10.1		1151
6 -	715		4	1	2	6.3	6	8	8	3.0	2	1	6	.8	10.1		954
7 -	667		4	1	3	6.7	5	11	14	4.1			2	.7	9.0		795
8 -	562		6	1	1		6	14	13	5.1	1	1	5	.9	12.7		733
9 -																	644
10 -																	
11 -																	
12 -	593	3	27	6	2	5.7	13	8	9	4.5		1	1	.3	10.6		663
PM HOURS	636	3	36	8	4	7.1	8	7	12	3.8		1	4	.7	11.5		719
1 -	671	3	24	5		4.4	3	7	5	2.1		2	2	.6	7.1		722
2 -	730	3	24	8		5.8	2	14	8	3.0			2	.3	7.6		790
3 -	778	4	41	4	1	5.8	7	7	12	1.8			3	.4	9.2		857
4 -	779	4	26	4		3.6	5	5	3	1.8			3	.4	5.8		827
5 -	567	2	10	1		2.0	3	2	3	2.2			3	.5	4.7		595
6 -	317	2	11	1		3.3	1	2	2	.9			1	.3	4.5		332
7 -	280	1	9	1		3.3	1	5	2	2.3			2	.7	6.4		299
8 -	189	1	3	1		2.0	1	1	1	1.5			1	.5	4.1		197
9 -	88		1			1.1				1.1			1	.5	2.2		90
10 -																	
11 -	86		3			3.2		2	3	5.3			1	1.1	9.5		95
AM TOTAL	5822	20	228	36	11	4.7	40	74	66	2.8	7	3	29	.6	8.1		6336
PM TOTAL	5714	21	215	33	7	4.5	43	65	61	2.7	4	4	23	.4	7.6		6186
DAY TOTAL	11536	41	443	69	18	4.6	83	139	127	2.8	7	7	52	.5	7.9		12522

2-AXLE EQUIVALENT

12522
 13275

DOT-RNBS05A-B

STATE OF WASHINGTON - DEPARTMENT OF TRANSPORTATION
TRIP SYSTEM
HOURLY TRAFFIC CLASSIFICATION SUMMARY

DATE 04/29/15
TIME 10:24:25
PAGE 28

SR 014	MP 015.44	OFF SYSTEM ID.	LEG 2	DIRECTION OF TRAFFIC	WESTBOUND	LANE 12	OF 2												
COUNT IDENTIFIER	HPMS	COUNTER NUMBER	178689	DESCRIPTION: ON SR 14 E/O SR 500/2ND ST I/C															
04-22-15	WEDNESDAY	CARS PICKUPS	BUS	SINGLE MED	SINGLE UNITS HVY	4+	SINGLE UNIT %	DOUBLE UNITS 4-	5	6+	DOUBLE UNIT %	5-	TRAINS 6	7+	TRAIN %	TRUCK %	CLASS UNKNOWN	TOTAL VEHICLES	
12	1	69					4.3				15.2					1.4			
1	2	36		2			2.7				8.1					1.4			
2	3	34		1			4.8				1.4					8.1			
3	4	54	1	2			4.5				1.5					12.9			
4	5	184	1	7	1		6.0	1	4	1	8.1	3				8.9			
5	6	526	1	32	1		5.9	1	1	2	1.1					7.4			
6	7	975		61			3.7				1.9					6.8			
7	8	1125	4	38	1	2	5.0	5	2	3	1.6			1	.3	5.9		1046	
8	9	844	4	37			5.1	2	9	9	2.4				.3	7.8		1195	
9	10	712	4	28	4	2	5.2	4	12	6	2.8		1	2	.7	8.8		916	
10	11	593	4	25	5	1	5.1	4	12	16	5.5		2	4	.9	11.5		781	
11	12	598	4	28	5	1	5.6	4	22	12	5.6		1	4	1.0	12.2		670	
PM HOURS																			681
12	1	650	2	15	6	1	3.4	12	11	15	5.3		1	1	.3	9.0		714	
1	2	665	1	7	7	1	5.2	4	11	10	3.4			2	.3	8.9		730	
2	3	704	4	31	7		5.5	6	10	14	3.8		1	7	1.0	10.3		785	
3	4	779	4	26	8		4.5	5	5	12	2.6			4	.5	7.6		843	
4	5	772	3	39	1		5.1	9	12	11	3.8		1	1	.2	9.1		849	
5	6	740	2	22			3.2	1	4	3	1.0				.1	4.4		774	
6	7	570	1	18			3.2	3	2	2	1.2			2	.3	4.7		598	
7	8	427	1	11			2.7	2	8	2	2.7				.3	5.3		451	
8	9	324		10			3.0	1	2	1	2.3				.3	3.3		335	
9	10	191	1	4			2.5	1	3	1	2.5				.3	5.0		201	
10	11	103		3			2.7	1	2	4	4.5				.5	7.2		111	
11	12	66		2			2.9	2	2	4	2.9				.5	5.7		70	
AM TOTAL		5750	22	261	24	7	5.0	26	76	68	2.7		7	5	.6	8.3		6274	
PM TOTAL		5991	19	210	30	3	4.1	44	68	75	2.9		1	2	.3	7.3		6461	
DAY TOTAL		11741	41	471	54	10	4.5	70	144	143	2.8		8	7	.5	7.8		12735	

2-AXLE EQUIVALENT 1
12735
13483

DOT-RNB505A-8

STATE OF WASHINGTON - DEPARTMENT OF TRANSPORTATION
TRIP SYSTEM
HOURLY TRAFFIC CLASSIFICATION SUMMARY

DATE 04/29/15
TIME 10:24:23
PAGE 29

SR 014 MP 015-44 OFF SYSTEM ID. LEG 2 DIRECTION OF TRAFFIC WESTBOUND LANE 12 OF 2
COUNT IDENTIFIER HPMS COUNTER NUMBER 178689 DESCRIPTION: ON SR 14 E/O SR 500/2ND ST I/C

THURSDAY AM HOURS	CARS PICKUPS	BUS MED	SINGLE UNITS HVT	4+	SINGLE UNIT %	DOUBLE UNITS 4-	5	6+	DOUBLE UNIT %	5-	6	7+	TRAIN %	TRUCK %	CLASS UNKNOWN	TOTAL VEHICLES
1	71	1	1		1.4				2.7					4.1		74
2	25		1		7.1				3.6					10.7		28
3	32		2		7.0				11.6					25.6		43
4	64		3		3.0				1.6					4.5		67
5	197		5		3.3				2.8					7.1		212
6	513		34		6.3				1.8					8.1		558
7	989		47		4.7				1.1					6.1		1053
8	1100		40		3.8				1.8					6.2		1173
9	914		32		3.9				3.1					7.4		987
10	687		44		7.0				3.7					10.9		771
11	482		30		5.8				2.6					10.0		709
12			19		4.4									7.3		658
PM HOURS																
1	93		10		1.5				.7					2.4		602
2	71		2		1.8				.2					1.0		537
3	97		9		1.6				.7					2.3		593
4	111		4		.5				.2					.7		713
5	89		5		.7				.4					.9		736
6	86		5		.6				.3					.9		651
7	70		2		.6				.8					1.4		428
8	43		2		.3				.7					.3		266
9	41		4		1.3				.7					2.0		252
10	17															144
11	17															161
12	12		2		2.3									2.3		103
AM TOTAL	5712		258		4.8				2.5					7.8		128
PM TOTAL	747		43		.9				.4					1.3		5098
DAY TOTAL	6459		301		2.9				1.5					4.6		5226
2-AXLE EQUIVALENT																
			20													12630

TUBE
UP
OFF 2

SR 014 MP 015.44 OFF SYSTEM ID. LEG 2 DIRECTION OF TRAFFIC WESTBOUND LANE 12 OF 2
 COUNT IDENTIFIER HPMS COUNTER NUMBER 178689 DESCRIPTION: ON SR 14 E/O SR 500/2ND ST I/C

04-24-15	CARS PICKUPS	BUS	SINGLE MED	HVY	SINGLE UNIT 4+	DOUBLE UNIT 4+	DOUBLE UNIT 5	DOUBLE UNIT 6+	DOUBLE UNIT 6+	TRAINS 5-	TRAINS 6	TRAINS 7+	TRAIN %	TRUCK %	CLASS UNKNOWN	TOTAL VEHICLES
FRIDAY	10	3	1		2.4			1	2.4					4.9	76	86
AM HOURS	12	3												29	29	41
	1	3												64	64	32
	2	8					1		1.4					175	175	73
	3	20							1.5					436	436	195
	4	31	1	5	1				1.1					804	804	474
	5	85		9				1							899	899
	6															
	7															
	8															
	9															
	10															
	11															
	12															
AM TOTAL	160	1	15	1	.9	1	2	.2	1.1	1620	1800					1800
PM TOTAL	160	1	15	1	.9	1	2	.2	1.1	1620	1800					1800
DAY TOTAL	160	1	15	1	.9	1	2	.2	1.1	1620	1800					1800

04-20-15 THRU 04-24-15

AVERAGE WEEKDAY CLASSIFICATION VOLUMES	CARS PICKUPS	BUS	SINGLE MED	HVY	SINGLE UNIT 4+	DOUBLE UNIT 4+	DOUBLE UNIT 5	DOUBLE UNIT 6+	DOUBLE UNIT 6+	TRAINS 5-	TRAINS 6	TRAINS 7+	TRAIN %	TRUCK %	CLASS UNKNOWN	TOTAL VEHICLES
9912	34	405	50	12	4.0	68	114	114	2.4	7	6	40	0.51	7.86	1742	12504
11639	41	457	62	14	4.55	77	142	135	2.80	8	7	49	0.51	7.86	1742	12504
13029	91	91	91	91	91	91	91	91	91	91	91	91	91	91	91	13131

2 3 DAYS TOTAL HOURS FOR COUNT 11639
 2 3 DAYS AVG WEEKDAY VOL 12504 X SEASONAL ADJ. FACTOR 0.9400 = ESTIMATED AVG DAILY TRAFFIC 11754
 13029
 11871
 13386

TUBE
 UP
 20F2

DOT-RMS505A-B

STATE OF WASHINGTON - DEPARTMENT OF TRANSPORTATION
TRIPS SYSTEM
HOURLY TRAFFIC CLASSIFICATION SUMMARY

DATE 04/29/15
TIME 10:24:23
PAGE 31

SR 014 MP 015.44 OFF SYSTEM ID. LEG 2 DIRECTION OF TRAFFIC EASTBOUND LANE 1 OF 2
COUNT IDENTIFIER HPMS COUNTER NUMBER 1774910 DESCRIPTION: ON SR 14 E/O SR 500/2ND ST I/C

04-20-15 MONDAY AM HOURS	CARS PICKUPS	BUS. MED	SINGLE UNITS Hvy	4+ UNIT %	DOUBLE UNITS 4-	5 5	6+ UNITS 6+	DOUBLE UNITS %	5- TRAINS 6	7+ TRAINS 7+	TRAIN %	TRUCK %	CLASS UNKNOWN	TOTAL VEHICLES
1 - 1	74	1	3	4.9	1	3	4.9	1.9				9.8		82
2 - 2	79	1	2	6.7	3	1	4.4	1.9		1	1.1	12.2		90
3 - 3	72	1	5	7.1	1	2	4.8	1.3		2	2.4	14.3		84
4 - 4	88	1	5	7.1	1	1	3.1	6.1				10.2		98
5 - 5	88	4	4	4.2	2	2	3.2	1.3				7.4		95
6 - 6	89	7	4	4.0	3	1	6.1	4.2				10.1		99
7 - 7	76	7	3	3.8	2	1	1.3	4.2				5.0		80
8 - 8	46	8	2	4.2	1		1.9	5.6				4.2		48
9 - 9	51	9	2	3.7	1		1.9	2.6				5.6		54
10 - 10	38	10	1	2.6	1		7.7	2.6				7.7		39
11 - 11	19	11												19
12 - 12	12	12												13
AM TOTAL	732	3	31	4.9	4	14	3.4			3	.4	8.6		801
PM TOTAL	732	3	31	4.9	4	14	3.4			3	.4	8.6		801
DAY TOTAL	732	3	31	4.9	4	14	3.4			3	.4	8.6		854

2-AXLE EQUIVALENT

DOT-RN8505A-B

STATE OF WASHINGTON - DEPARTMENT OF TRANSPORTATION
TRIP SYSTEM
HOURLY TRAFFIC CLASSIFICATION SUMMARY

DATE 04/29/15
TIME 10:24:23
PAGE 32

SR 014 MP 015.44 OFF SYSTEM ID. LEG 2 DIRECTION OF TRAFFIC EASTBOUND LANE 1 OF 2
COUNT IDENTIFIER HPMS COUNTER NUMBER 174910 DESCRIPTION: ON SR 14 E/O SR 500/2ND ST I/C

04-21-15 TUESDAY AM HOURS	CARS PICKUPS	BUS	SINGLE MED	UNITS HVT	4+	SINGLE UNIT %	DOUBLE UNITS 4-	5	6+	DOUBLE UNIT %	5-	TRAINS 6	7+	TRAIN %	TRUCK %	CLASS UNKNOWN	TOTAL VEHICLES
12 - 1	6																6
1 - 2	3																3
2 - 3	2																2
3 - 4	4																4
4 - 5	9																9
5 - 6	17																17
6 - 7	53																53
7 - 8	43																43
8 - 9	46																46
9 - 10	64																64
10 - 11	56																56
11 - 12	55																55
PM HOURS																	
12 - 1	58																58
1 - 2	58																58
2 - 3	84																84
3 - 4	110																110
4 - 5	97																97
5 - 6	59																59
6 - 7	42																42
7 - 8	27																27
8 - 9	28																28
9 - 10	19																19
10 - 11	9																9
11 - 12	9																9
AM TOTAL	356																356
PM TOTAL	646																646
DAY TOTAL	1002																1002

2-AXLE EQUIVALENT 1117
1206

DOT-RB8505A-8

STATE OF WASHINGTON - DEPARTMENT OF TRANSPORTATION
TRIP SYSTEM
HOURLY TRAFFIC CLASSIFICATION SUMMARY

DATE 04/29/15
TIME 10:24:23
PAGE 33

SR 014 MP 015.44 OFF SYSTEM ID. COUNTER NUMBER 174910 LEG 2 DESCRIPTION: ON SR 14 E/O SR 500/2ND ST I/C LANE 1 OF 2

DATE	TIME	CARS PICKUPS	BUS	SINGLE MED	UNITS HVY	SINGLE UNIT %	DOUBLE 4-	UNITS 5	DOUBLE 6+	DOUBLE UNIT %	5- TRAINS 6	7+	TRAIN %	TRUCK %	CLASS UNKNOWN	TOTAL VEHICLES
04-22-15	WEDNESDAY	8		1		50.0		1		50.0				100.0		8
	AM HOURS	6				25.0		1		14.3				25.0		7
	12 - 1	3		1		25.0								25.0		4
	1 - 2	6		1		10.0								10.0		8
	2 - 3	3		1		10.0								10.0		4
	3 - 4	18		4		15.0								10.7		20
	4 - 5	34		6		14.0								9.7		40
	5 - 6	50		1	1	9.7		1	3	4.2				7.9		56
	6 - 7	32		1	2	14.0		2	1	3.8		1	2.3	27.0		43
	7 - 8	62		1	1	9.6		3	2	4.8		3	4.8	15.4		72
	8 - 9	44		4		3.4		2	2	5.9		1	1.9	11.9		63
	9 - 10					4.5		2	2	6.0				10.4		52
	10 - 11					8.5		3	1	5.0				15.0		59
	11 - 12					8.8		3	3	3.8			1.3	12.3		67
	PM HOURS	52		2		4.1		2	1	3.1				9.2		80
	12 - 1	60		3		4.5		3	2	5.1				3.3		92
	1 - 2	68		5	1	1.1		1	1	2.2				2.9		87
	2 - 3	93		8		3.4		2	1	3.4				2.9		87
	3 - 4	89		4		4.3		1	2	5.9				4.3		68
	4 - 5	89		1		4.3		1	1	5.9				4.3		47
	5 - 6	81		3		5.9		2	1	5.9				5.9		31
	6 - 7	66		2		5.9		1		5.9				5.9		17
	7 - 8	45		1		5.9				5.9				5.9		19
	8 - 9	28				5.9				5.9				5.9		19
	9 - 10	16				5.9				5.9				5.9		19
	10 - 11	19				5.9				5.9				5.9		19
	11 - 12					5.9				5.9				5.9		19
	AM TOTAL	309	7	33	5	12.0	2	6	8	4.3		5	1.3	17.6		375
	PM TOTAL	706	2	30	2	4.4	5	14	11	3.9		1	.1	8.4		771
	DAY TOTAL	1015	9	63	7	6.9	7	20	19	4.0		6	.5	11.4	2-AXLE EQUIVALENT	1146

DOT-RNB505A-B

STATE OF WASHINGTON - DEPARTMENT OF TRANSPORTATION
TRIP SYSTEM
HOURLY TRAFFIC CLASSIFICATION SUMMARY

DATE 04/29/15
TIME 10:24:23
PAGE 34

SR 014	MP 015.44	OFF SYSTEM ID.	LEG 2	COUNTER NUMBER	DESCRIPTION: ON SR 14 E/O SR 500/2ND ST I/C	DIRECTION OF TRAFFIC	LANE 1	OF 2						
04-23-15	THURSDAY	CARS PICKUPS	BUS MED	SINGLE UNITS 4+	SINGLE UNIT %	DOUBLE UNITS 4-5	DOUBLE UNITS 6+	DOUBLE UNIT %	5-6 TRAINS 7+	TRAIN %	TRUCK %	CLASS UNKNOWN	TOTAL VEHICLES	
12	1	5			14.3						14.3		5	
1	2	6			21.4						21.4		7	
2	3	3			8.7						13.0		3	
3	4	11			5.8						15.7		14	
4	5	20			13.7						18.8		23	
5	6	49			6.3						5.0		32	
6	7	43			8.3						13.3		51	
7	8	39			13.0						26.1		48	
8	9	52			12.3						13.8		60	
9	10	34			6.3						9.5		46	
10	11	56			9.8						20.7		65	
11	12	57			2.4						9.4		82	
12	1	77			9.0						10.2		85	
1	2	100			6.8						5.9		111	
2	3	106			4.7						1.2		118	
3	4	80			8.6						1.9		85	
4	5	49			1.9						8.3		58	
5	6	37			3.2						1.9		37	
6	7	52			10.0						4.7		53	
7	8	22			5.8						3.4		24	
8	9	30			7.2						3.9		31	
9	10	12			4.4						11.2		24	
10	11	30			4.7						9.5		31	
11	12	12			3.9						11.2		12	
AM TOTAL		323			10.0						4.7		379	
PM TOTAL		687			5.8						3.4		759	
DAY TOTAL		1010			7.2						3.9		1138	
													2-AXLE EQUIVALENT	1216

DOT-RNB505A-B

STATE OF WASHINGTON - DEPARTMENT OF TRANSPORTATION
TRIP SYSTEM
HOURLY TRAFFIC CLASSIFICATION SUMMARY

DATE 04/29/15
TIME 10:24:23
PAGE 35

SR 014 MP 015.44 OFF SYSTEM ID. LEG 2 DIRECTION OF TRAFFIC EASTBOUND LANE 1 OF 2
COUNT IDENTIFIER HPNS COUNTER NUMBER 174910 DESCRIPTION: ON SR 14 E/O SR 500/2ND ST I/C

04-24-15	CARS PICKUPS	BUS MED HVY	SINGLE UNITS 4+	SINGLE UNIT %	DOUBLE UNITS 4-	DOUBLE UNITS 5	DOUBLE UNITS 6+	DOUBLE UNIT %	5- TRAINS 6	7+	TRAIN %	TRUCK %	CLASS UNKNOWN	TOTAL VEHICLES	
FRIDAY															
AM HOURS	8													8	
1 -	1													1	
2 -	2													2	
3 -	3													3	
4 -	4													4	
5 -	5													5	
6 -	6													6	
7 -	7													7	
8 -	8													8	
9 -	9													9	
10 -	10													10	
11 -	11													11	
12 -	12													12	
PM HOURS															
1 -	1													1	
2 -	2													2	
3 -	3													3	
4 -	4													4	
5 -	5													5	
6 -	6													6	
7 -	7													7	
8 -	8													8	
9 -	9													9	
10 -	10													10	
11 -	11													11	
12 -	12													12	
AM TOTAL	47	2	1	5.6	1	3		7.4					13.0	54	
PM TOTAL	47	2	1	5.6	1	3		7.4					13.0	54	
DAY TOTAL	47	2	1	5.6	1	3		7.4					13.0	54	
														2-AXLE EQUIVALENT	60

DOT-RNBS05A-B

STATE OF WASHINGTON - DEPARTMENT OF TRANSPORTATION
TRIP SYSTEM
HOURLY TRAFFIC CLASSIFICATION SUMMARY

DATE 04/29/15
TIME 10:24:23
PAGE 36

SR 014 MP 015.44 OFF SYSTEM ID. COUNTER NUMBER 175861 LEG 2 DESCRIPTION: ON SR 14 E/O SR 500/2ND ST I/C LANE 2 OF 2

DAY	AM HOURS	PM HOURS	CARS PICKUPS	BUS MED	SINGLE UNITS 4+	DOUBLE UNITS 4-	DOUBLE UNITS 5	DOUBLE UNITS 6+	DOUBLE UNITS %	5-	6	7+	TRAIN %	TRUCK %	CLASS UNKNOWN	TOTAL VEHICLES
04-20-15	1	1	551	3	7	14	22	9	7.1			4	-6	9.3	23	633
MONDAY	2	2	571	1	4	7	13	6	3.5		1	4	-8	5.6	15	621
TOTAL	3	3	884	3	6	11	14	6	2.9			1	-1	4.5	18	735
1	4	4	886	1	1	4	12	5	2.3		1	1	-1	2.6	18	928
2	5	5	1008	1	7	2	4	4	1.0		1	4	-6	2.3	19	1051
3	6	6	975	1		2	1	1	.4		1	2	-3	.8	11	994
4	7	7	794	2		5	4	3	1.5			1	.1	1.8	15	994
5	8	8	537			3	6	1	2.2	1			.2	2.2	3	824
6	9	9	405			2	3	1	1.0			1	.2	1.2	6	416
7	10	10	303			2	3	1	2.5			1	.9	2.5	4	315
8	11	11	208			2	6	2	.9			2	.6	.6	2	215
9	12	12	166		1							1		.6	3	170
AM TOTAL	7088	12	7088	12	26	36	85	40	2.2	2	3	20	.3	3.1	137	7454
PM TOTAL	7088	12	7088	12	26	36	85	40	2.2	2	3	20	.3	3.1	137	7454
DAY TOTAL	7088	12	7088	12	26	36	85	40	2.2	2	3	20	.3	3.1	137	7454
2-AXLE EQUIVALENT																7775

STATE OF WASHINGTON - DEPARTMENT OF TRANSPORTATION
TRIP SYSTEM
HOURLY TRAFFIC CLASSIFICATION SUMMARY

DATE 04/29/15
TIME 10:24:23
PAGE 37

SR 014

MP 015.44

OFF SYSTEM ID.

LEG 2

DIRECTION OF TRAFFIC EASTBOUND

LANE 2 OF 2

COUNT IDENTIFIER HPMS

COUNTER NUMBER 175861

DESCRIPTION: ON SR 14 E/O SR 500/2ND ST I/C

DATE	TIME	CARS PICKUPS	BUS	SINGLE MED	HVY	4+	SINGLE UNIT %	DOUBLE UNITS 4-	5	6+	DOUBLE UNIT %	5-	6	7+	TRAIN %	TRUCK %	CLASS UNKNOWN	TOTAL VEHICLES
04-21-15	TUESDAY																	
AM	12 - 1	74																78
	1 - 2	57																60
	2 - 3	34																34
	3 - 4	31																34
	4 - 5	83																86
	5 - 6	118																165
	6 - 7	302																372
	7 - 8	387																474
	8 - 9	365																457
	9 - 10	375																447
	10 - 11	373																448
	11 - 12	417																484
	PM HOURS																	
	12 - 1	476																561
	1 - 2	527																576
	2 - 3	646																708
	3 - 4	812																874
	4 - 5	981																1054
	5 - 6	1007																1060
	6 - 7	800																850
	7 - 8	540																563
	8 - 9	444																458
	9 - 10	339																356
	10 - 11	210																223
	11 - 12	144																152
AM TOTAL		2616	27		38	26	2.9	46	60	44	4.8	7	4	20	1.0	8.7	251	3139
PM TOTAL		6926	19		21	6	.6	44	76	46	2.2	4	2	22	.4	3.2	269	7435
DAY TOTAL		9542	46		59	32	1.3	90	136	90	3.0	11	6	42	.6	4.8	520	10574
																		11243

2-AXLE EQUIVALENT

SR 014 MP 015.44 OFF SYSTEM ID. COUNTER NUMBER 175861 LEG 2 DIRECTION OF TRAFFIC EASTBOUND LANE 2 OF 2
 COUNT IDENTIFIER HPMS DESCRIPTION: ON SR 14 E/O SR 500/2ND ST I/C

DATE	DAY	AM HOURS	PM HOURS	CARS PICKUPS	BUS	SINGLE MED	HVY	4+	SINGLE UNIT %	DOUBLE UNITS 4-	5	6+	DOUBLE UNIT %	5-	6	7+	TRAIN %	TRUCK %	CLASS UNKNOWN	TOTAL VEHICLES	
04-22-15	WEDNESDAY	12 - 1	1	75																80	
		1 - 2	2	48																53	
		2 - 3	3	42																47	
		3 - 4	4	38																46	
		4 - 5	5	71					6.5											78	
		5 - 6	6	133																10	
		6 - 7	7	318		2			5.1	2	5	5	3.2			1	.6	8.9	10	157	
		7 - 8	8	409		3			2.0	7	20	9	7.3		1	4	1.0	5.1	15	351	
		8 - 9	9	386		4			3.3	5	10	13	6.1			5	1.3	10.4	30	490	
		9 - 10	10	345		4			2.2	5	15	9	7.1		1	3	1.4	9.6	27	457	
		10 - 11	11	379		4			2.8	4	17	13	7.4			2	.7	11.9	26	421	
		11 - 12	12	441		5			2.4	5	5	11	4.2			1	.4	10.9	28	457	
		PM HOURS																		21	497
		12 - 1	1	533		3			2.2	8	18	10	6.0			5	.8	9.0	16	603	
		1 - 2	2	565		4			1.1	7	11	11	4.6			5	1.3	6.9	28	637	
		2 - 3	3	653		5			1.1	5	9	9	3.2		2	5	1.0	5.3	25	716	
		3 - 4	4	879		3			.3	7	7	5	2.0			4	.5	2.9	32	938	
		4 - 5	5	991		3		1	.6	4	4	2	1.0			2	.2	1.7	31	1040	
		5 - 6	6	1016		2			.2	2	2	2	.7			1	.1	1.0	14	1040	
		6 - 7	7	805		2			.2	5	8	1	1.7			2	.2	1.9	26	847	
		7 - 8	8	597		2			.3	5	6	2	1.9			2	.3	2.5	18	631	
		8 - 9	9	460						1	4	2	.9			1	.4	.9	5	469	
		9 - 10	10	340						1	4	2	1.7			1	.3	2.0	5	352	
		10 - 11	11	227						1	4	2	2.1			1	.4	2.5	4	237	
		11 - 12	12	166						3	3	4	1.7			1	.6	2.3	6	176	
		AM TOTAL		2685	20		43	10	2.3	29	86	63	5.7		2	17	.8	8.8	174	3134	
		PM TOTAL		7232	19		19	3	.5	43	75	50	2.2		3	32	.5	3.2	210	7686	
		DAY TOTAL		9917	39		62	13	1.1	72	161	113	3.2		8	49	.5	4.8	384	10820	
																					11542

2-AXLE EQUIVALENT

SR 014 MP 015.44 OFF SYSTEM ID. LEG 2 DIRECTION OF TRAFFIC EASTBOUND LANE 2 OF 2
 COUNT IDENTIFIER HPMS COUNTER NUMBER 175861 DESCRIPTION: ON SR 14 E/O SR 500/2ND ST I/C

DAY	CARS PICKUPS	BUS MED	SINGLE UNITS HVY	4+	SINGLE UNIT %	DOUBLE UNITS 4-	5	6+	DOUBLE UNIT %	5- TRAINS 6	7+	TRAIN %	TRUCK %	CLASS UNKNOWN	TOTAL VEHICLES
04-23-15	88	1	2		1.1	1	1	1	1.1				2.2	2	90
THURSDAY	58												3.2	5	62
AM HOURS	36												6.5	1	46
12 - 1	36												7.5	1	40
1 - 2	71				5.0	2	3	1	2.5				7.7	6	78
2 - 3	141				2.6	2	8	1	3.8				7.7	1	171
3 - 4	322	3	2	2	7.0	6	10	5	6.4				7.7	15	365
4 - 5	412	1	9	5	1.6	6	10	6	5.8		1		7.7	25	466
5 - 6	333	2	4	4	1.3	3	12	4	3.6				6.2	18	376
6 - 7	355	1	4	4	1.3	4	12	6	5.1	1	1	1.3	6.6	19	412
7 - 8	346	4	8	4	2.2	4	17	12	6.1		3	1.0	9.2	20	416
8 - 9	460	3	7	1	2.3	7	12	5	8.9		2	.2	12.0	29	521
9 - 10	451	3	5	1	1.8	6	15	5	3.3		1	.6	6.1	19	509
10 - 11	519	2	6	2	1.7	5	18	7	5.1		4	.8	7.7	25	588
11 - 12	648	1	10	1	1.6	9	9	8	3.7	1	4	.7	7.5	18	708
PM HOURS	846		5			4	10	2	1.8		3	.4	5.9	28	899
12 - 1	977	1	1	1	.6	4	11	2	1.4	1	3	.4	2.8	31	1027
1 - 2	1012	3	1	1	.1	2	5	2	1.4		1	.1	1.9	24	1068
2 - 3	766				.2	3	9	2	.9		1	.1	2.1	26	809
3 - 4	563				.4	5	8	1	1.7		1	.2	2.5	11	589
4 - 5	483					2	9	2	2.4		2	.5	2.2	11	505
5 - 6	367					1	2	1	2.2		1	.8	1.6	6	379
6 - 7	246					1	1	1	1.1			.8	1.6	3	251
7 - 8	167					1	1	1	1.2			.8	1.2	3	169
8 - 9	2660	19	45	3	2.2	24	85	48	5.2	1	2	.6	8.0	141	3043
9 - 10	7045	11	27	3	.5	39	98	31	2.2	2	1	.3	3.1	202	7481
10 - 11															
11 - 12															
AM TOTAL	9705	30	72	6	1.0	63	183	79	3.1	3	3	.4	4.5	343	10524
PM TOTAL															11165
DAY TOTAL															

2-AXLE EQUIVALENT

STATE OF WASHINGTON - DEPARTMENT OF TRANSPORTATION
 TRIP SYSTEM
 HOURLY TRAFFIC CLASSIFICATION SUMMARY

DATE 04/29/15
 TIME 10:24:23
 PAGE 40

SR 014	MP 015.44	OFF SYSTEM ID.	LEG 2	DIRECTION OF TRAFFIC	LANE 2	OF 2								
COUNT IDENTIFIER	HPMS	COUNTER NUMBER	175861	DESCRIPTION: ON SR 14 E/O SR 500/2ND ST I/C										
04-24-15														
FRIDAY														
AM HOURS														
12 - 1	CARS PICKUPS 95	BUS SINGLE MED HVT 4+	SINGLE UNIT %	DOUBLE UNITS 4- 5	DOUBLE UNIT %	5- TRAINS 6 7+	TRAIN %	TRUCK %	CLASS UNKNOWN	TOTAL VEHICLES				
1 - 2	54		6.1	1	4.0	1	1.2	4.0	10	99				
2 - 3	49			2	3.6			3.6	56					
3 - 4	44			1	2.0			2.0	51					
4 - 5	76			1	4.1			4.1	49					
5 - 6	122			2	4.8			10.2	84					
6 - 7				4	3.6			6.0	84					
7 - 8				1				7.9	139					
8 - 9														
9 - 10														
10 - 11														
11 - 12														
PM HOURS														
12 - 1														
1 - 2														
2 - 3														
3 - 4														
4 - 5														
5 - 6														
6 - 7														
7 - 8														
8 - 9														
9 - 10														
10 - 11														
11 - 12														
AM TOTAL	440	1	5	1.3	3	13	2	3.8	1	3	.8	5.9	10	478
PM TOTAL	440	1	5	1.3	3	13	2	3.8	1	3	.8	5.9	10	478
DAY TOTAL	440	1	5	1.3	3	13	2	3.8	1	3	.8	5.9	10	478
														516

2-AXLE EQUIVALENT

SR 014 MP 015.44 OFF SYSTEM ID. LEG 2 DIRECTION OF TRAFFIC EASTBOUND LANE 12 OF 2
 COUNT IDENTIFIER HPMS COUNTER NUMBER 175861 DESCRIPTION: ON SR 14 E/O SR 500/2ND ST I/C

04-20-15	CARS PICKUPS	BUS	SINGLE MED	UNITS HVY	4+	SINGLE UNIT %	DOUBLE 4-	UNITS 5	6+	DOUBLE UNIT %	5-	TRAINS 6	7+	TRAIN %	TRUCK %	CLASS UNKNOWN	TOTAL VEHICLES
MONDAY	625	4	3	7	3	2.0	14	23	12	6.9			4	.6	9.4	23	715
AM HOURS	650	2	2	7	2	2.0	3	16	7	3.7		1	5	.8	6.5	15	711
12 - 1	756	3	3	7	2	2.1	2	16	7	3.1			3	.4	5.5	18	819
1 - 2	974	2	5	2		1.9	4	13	5	2.3			1	.1	3.3	18	1026
2 - 3	1096	1	4	7		1.0	2	6	2	1.1	1	1	4	.5	2.7	19	1146
3 - 4	1064	1	4	4		.5	4	4	2	.9			2	.3	1.6	11	1093
4 - 5	870	2	3	3		.6	5	5	3	1.4	1			.1	2.1	15	904
5 - 6	583		2	2		.3	3	3	3	2.0			1	.2	1.7	6	600
6 - 7	456		2	2		.4	3	3	1	1.1			1	.1	2.3	4	470
7 - 8	341		1	1		.3	2	3	1	1.1			1	.2	2.5	4	354
8 - 9	227					.4	1	6	2	2.3			2	.9	2.1	2	234
9 - 10	178							1		.5			1	.5	1.1	3	183
10 - 11																	
11 - 12																	
AM TOTAL	7820	15	31	31	5	1.0	40	99	49	2.3	2	3	23	.3	3.6	137	8255
PM TOTAL	7820	15	31	31	5	1.0	40	99	49	2.3	2	3	23	.3	3.6	137	8255
DAY TOTAL	7820	15	31	31	5	1.0	40	99	49	2.3	2	3	23	.3	3.6	137	8255

2-AXLE EQUIVALENT 8629

SR 014 MP 015.44 OFF SYSTEM ID. LEG 2 DIRECTION OF TRAFFIC EASTBOUND LANE 12 OF 2
COUNT IDENTIFIER HPMS COUNTER NUMBER 175861 DESCRIPTION: ON SR 14 E/O SR 500/2ND ST I/C

DATE	TIME	CARS PICKUPS	BUS	SINGLE MED	HVY	4+	SINGLE UNIT %	DOUBLE 4-	DOUBLE 5	DOUBLE 6+	DOUBLE UNIT %	5-	TRAINS 6	TRAINS 7+	TRAIN %	TRUCK %	CLASS UNKNOWN	TOTAL VEHICLES	
04-22-15	AM HOURS	81																	
12	1	56					2.0				3.4				1.1	4.6		87	
1	2	42					8.0				4.9				10.2	4.9		61	
2	3	41					2.3				2.0				10.0	10.2		2	
3	4	77	1				5.6				2.8				9.0	2.3		2	
4	5	151	1				2.9				3.8				6.1	9.0		10	
5	6	352	2				2.3				6.6				10.4	6.1		15	
6	7	459	4				4.1				6.4				11.0	11.0		30	
7	8	418	5				3.2				7.5		1		12.2	12.2		27	
8	9	407	5				4.3				7.5		3		12.2	12.2		26	
9	10	425	3				3.1				4.2		1		7.8	7.8		28	
10	11	485	6															21	
11	12																		
PM HOURS																			
12	1	585	3				2.3				6.2				1.1	9.2		16	
1	2	625	4				1.4				4.7				1.0	7.2		28	
2	3	721	6				1.9				3.4		2		1.0	6.3		25	
3	4	972	8				1.1				2.2				.5	3.8		32	
4	5	1080	3				.9				1.3				.2	2.4		31	
5	6	1105	3				.3				.8				.1	1.1		14	
6	7	886	2				.3				1.7				.2	2.4		26	
7	8	665					.6				1.8				.3	2.6		18	
8	9	505					.4				1.8				.3	1.2		5	
9	10	368					.3				1.7				.2	2.4		5	
10	11	243					.4				2.1				.3	2.6		5	
11	12	185					.3				2.4				.4	2.8		4	
											1.5				.5	2.1		6	
AM TOTAL		2994	27				3.4				5.5				.8	9.7		174	
PM TOTAL		7938	21				.9				2.3				.4	3.7		210	
DAY TOTAL		10932	48				1.6				3.3				.5	5.4		384	
																		11966	
																		12782	

2-AXLE EQUIVALENT

SR 014 MP 015.44 OFF SYSTEM ID. LEG 2 DIRECTION OF TRAFFIC EASTBOUND LANE 12 OF 2
COUNT IDENTIFIER HPMS COUNTER NUMBER 175861 DESCRIPTION: ON SR 14 E/O SR 500/2ND ST I/C

04-24-15 FRIDAY AM HOURS	CARS PICKUPS	BUS	SINGLE MED	UNITS HVT	4+	SINGLE UNIT %	DOUBLE UNITS	6+	DOUBLE UNIT %	5-	TRAINS 6	7+	TRAIN %	TRUCK %	CLASS UNKNOWN	TOTAL VEHICLES
12 - 1	103						1	5	3.7					3.7		107
11 - 2	60							2	3.2					3.2		62
10 - 3	52							2	3.6					3.6		55
9 - 4	47					5.8		1	3.8					3.8		52
8 - 5	90		2			2.0		3	5.0					5.0		101
7 - 6	135		1			2.6		5	4.5		1		1.9	9.0		155
6 - 7																
5 - 8																
4 - 9																
3 - 10																
2 - 11																
1 - 12																
AM TOTAL	487		3			1.7		4	4.1		1		.8	6.6		532
PM TOTAL	487		3			1.7		4	4.1		1		.8	6.6		532
DAY TOTAL	487		3			1.7		4	4.1		1		.8	6.6		532

04-20-15 THRU 04-24-15
AVERAGE WEEKDAY CLASSIFICATION VOLUMES *****
CARS PICKUPS | BUS MED HVT | SINGLE UNIT % | DOUBLE UNITS 4- | DOUBLE UNITS 6+ | DOUBLE UNIT % | 5- TRAINS 6 | 7+ TRAIN % | TRUCK % | CLASS UNKNOWN | TOTAL VEHICLES

AVG WEEKDAY VOLUME 10730 45 62 72 17 1.7 82 180 111 3.2 7 4 47 .5 5.3 416 11773
TOTAL HOURS FOR COUNT 90
3 DAYS
AVG WEEKDAY VOL 11773 X SEASONAL ADJ. FACTOR 0.9400 = ESTIMATED AVG DAILY TRAFFIC 11067
AND 2-AXLE EQUIVALENT

DOT-RN8505A-B

STATE OF WASHINGTON - DEPARTMENT OF TRANSPORTATION
TRIP SUMMARY
HOURLY TRAFFIC CLASSIFICATION SUMMARY

DATE 04/29/15
TIME 10:24:25
PAGE 46

SR 014 MP 015.44 OFF SYSTEM ID. LEG 2 DIRECTION OF TRAFFIC BOTH WAYS LANE ALL OF
COUNT IDENTIFIER HPMS COUNTER NUMBER 175861 DESCRIPTION: ON SR 14 E/O SR 500/2ND ST I/C

DAY	AM TOTAL	PM TOTAL	CARS PICKUPS	BUS	SINGLE MED	HVY	4+	SINGLE UNIT %	DOUBLE 4-	5	DOUBLE 6+	DOUBLE UNIT %	5-	6	7+	TRAIN %	TRUCK %	CLASS UNKNOWN	TOTAL VEHICLES
04-20-15	1262	1268	7	27	11	1	3.2	21	41	24	6.0	1	6	.4	9.7	23	1423		
MONDAY	1490	1490	6	29	14	3	3.8	10	22	15	3.4	1	10	.8	8.0	15	1394		
AM HOURS	1775	1775	3	31	15	4	3.5	9	24	13	2.8	1	10	.7	7.0	18	1621		
12 - 1	1891	1891	1	38	11		2.4	12	21	17	2.6	2	5	.4	5.4	18	1895		
1 - 2	1800	1800	2	31	1		2.5	8	14	17	1.9	1	5	.4	4.8	19	2007		
2 - 3	1418	1418	2	16	2		1.8	7	11	7	1.3	1	1	.2	3.3	11	1873		
3 - 4	964	964	3	11	16	2	1.4	5	8	4	1.2	1	3	.3	2.8	3	15	1475	
4 - 5	765	765	2	9	11		1.3	8	9	6	2.3	1	1	.1	3.7	3	1004	1004	
5 - 6	538	538	1	9	9		1.1	9	7	3	1.6	1	2	.3	3.0	6	795	795	
6 - 7	341	341	1	3	3		.5	3	7	1	1.6	1	2	.2	2.7	4	557	557	
7 - 8	254	254	1	1	1		.6	2	9	3	2.2	1	2	.4	2.3	4	351	351	
8 - 9			4	4	1		1.5	3	1	2	1.9	1	1	.4	3.7	3	267	267	
9 - 10																			
10 - 11																			
11 - 12																			
PM HOURS	13766	13766	31	230	68	8	2.3	85	170	112	2.5	5	4	.4	5.2	137	14662		
AM TOTAL	13766	13766	31	230	68	8	2.3	85	170	112	2.5	5	4	.4	5.2	137	14662		
PM TOTAL	13766	13766	31	230	68	8	2.3	85	170	112	2.5	5	4	.4	5.2	137	14662		
DAY TOTAL	13766	13766	31	230	68	8	2.3	85	170	112	2.5	5	4	.4	5.2	137	14662		

2-AXLE EQUIVALENT 15399

DOT-RN8505A-B

STATE OF WASHINGTON - DEPARTMENT OF TRANSPORTATION
TRIP SYSTEM
HOURLY TRAFFIC CLASSIFICATION SUMMARY

DATE 06/29/15
TIME 10:24:23
PAGE 47

SR 014 MP 015.44 OFF SYSTEM ID. LEG 2 DIRECTION OF TRAFFIC BOTH WAYS LANE ALL OF

COUNT IDENTIFIER	HPMS	COUNTER NUMBER	175861	DESCRIPTION: ON SR 14 E/O SR 500/2ND ST I/C
06-21-15	TUESDAY	AM HOURS	12	1
		PM HOURS	1	1
		DAY TOTAL	22080	
		AM TOTAL	8794	50
		PM TOTAL	13286	41
		DAY TOTAL	22080	91
			497	136
			50	50
			3.2	178
			296	234
			2.9	18
			14	14
			99	99
			.5	6.7
			25724	520
			25724	25724

2-AXLE EQUIVALENT

24213
25724

DOT-RN505A-8

STATE OF WASHINGTON - DEPARTMENT OF TRANSPORTATION
TRIP SYSTEM
HOURLY TRAFFIC CLASSIFICATION SUMMARY

DATE 06/29/15
TIME 10:24:23
PAGE 48

SR 014	MP 015.44	OFF SYSTEM ID.	LEG 2	DIRECTION OF TRAFFIC	BOTH WAYS	LANE ALL OF										
COUNT IDENTIFIER	HPMS	COUNTER NUMBER	175861	DESCRIPTION: ON SR 14 E/O SR 500/2ND ST I/C												
04-22-15	WEDNESDAY															
AM HOURS	CARS PICKUPS	BUS	SINGLE MED	HVY	4+	SINGLE UNIT %	DOUBLE UNITS	6+	DOUBLE UNIT %	5-	TRAINS	7+	TRAIN %	TRUCK %	CLASS UNKNOWN	TOTAL VEHICLES
12 - 1	150		2			1.9	3	1	2.5			1	.6	3.2	2	157
1 - 2	92		2			2.3	5	2	9.3			1	.9	12.1	2	107
2 - 3	76		2			6.3	2	2	4.7			2	2.3	9.3	4	86
3 - 4	95	2	2	3		3.8	4	2	5.4	3		3	2.1	11.6	4	112
4 - 5	261	2	8	1		5.9	1	2	1.0			3	.4	6.9	7	288
5 - 6	677	3	33	8		4.9	8	2	1.5			3	.2	7.8	10	745
6 - 7	1327	3	42	4	1	4.4	10	8	1.5			2	.4	6.6	15	1437
7 - 8	1584	8	67	7	3	3.4	12	29	3.4		1	9	.5	7.3	30	1741
8 - 9	1262	8	40	11	3	4.4	8	18	3.8		1	7	.7	8.9	28	1416
9 - 10	1119	9	34	14	4	4.8	10	29	4.3		2	7	.9	10.1	26	1274
10 - 11	1018	7	32	14	4	4.8	14	32	6.4	4		8	.9	12.1	28	1190
11 - 12	1083	10	32	10	3	4.5	9	27	5.0	2		6	.8	10.2	21	1230
PM HOURS																
12 - 1	1235	5	17	15	2	2.8	21	31	5.7	1		6	.5	9.1	16	1376
1 - 2	1290	5	32	9	2	3.3	11	25	4.0			10	.7	8.1	28	1434
2 - 3	1425	10	36	11	1	3.7	12	19	3.6	2		13	1.0	8.3	25	1581
3 - 4	1751	4	34	12		2.6	12	15	2.4	1		8	.5	5.2	32	1887
4 - 5	1852	6	43	13	1	2.7	13	18	2.4		1	3	.2	5.2	31	1987
5 - 6	1845	5	22	1		1.5	3	8	.9			2	.1	2.5	14	1906
6 - 7	1456	1	21	1		1.4	9	12	1.6			4	.3	3.3	26	1532
7 - 8	1090	3	13	1		1.4	6	14	2.1			2	.2	3.7	18	1150
8 - 9	829	1	12	5		1.4	1	7	.6			1	.2	2.0	5	851
9 - 10	559		5	3		1.0	1	2	2.2			1	.3	3.4	5	584
10 - 11	346	1	3	2		.8	3	2	3.0			1	.4	4.1	4	365
11 - 12	251		2			.8	1	5	1.9			1	.4	3.0	6	265
AM TOTAL	8744	49	294	72	17	4.4	57	168	3.7	12		49	.7	8.8	175	9783
PM TOTAL	13929	40	240	51	6	2.3	92	157	2.6	4		51	.4	5.2	210	14918
DAY TOTAL	22673	89	534	123	23	3.1	149	325	3.0	16		100	.5	6.7	385	24701

2-AXLE EQUIVALENT 26254

SR 014 MP 015.44 OFF SYSTEM ID. LEG 2 DIRECTION OF TRAFFIC BOTH WAYS LANE ALL OF

COUNT IDENTIFIER HPMS COUNTER NUMBER 175861 DESCRIPTION: ON SR 14 E/O SR 500/2ND ST 1/C

THURSDAY AM HOURS	CARS PICKUPS	BUS	SINGLE MED	UNITS HVV	4+	SINGLE UNIT %	DOUBLE UNITS	6+	DOUBLE UNIT %	5-	TRAINS	7+	TRAIN %	TRUCK %	CLASS UNKNOWN	TOTAL VEHICLES
12 - 1	164	1	1	1		1.2	1	2	1.8			2	3.1	3.0	2	169
1 - 2	88	1	1	1		2.1	1	1	3.2	1		1	3.1	5.3	5	95
2 - 3	76		4			4.2	7	1	8.3	1		2	3.9	5.6	1	96
3 - 4	103		2			3.6	5	1	3.9	1		1	1.0	5.5	1	110
4 - 5	279	3	6			3.9	3	1	3.0	1		2	1.1	9.9	6	304
5 - 6	674	4	36			6.5	8	1	2.9	1		1	0.6	9.6	15	1470
6 - 7	1360	4	50			3.9	10	1	2.2	1		3	0.3	6.5	25	1690
7 - 8	1555	4	46			3.4	9	1	4.0	1		1	0.8	6.5	18	1411
8 - 9	1286	4	34			3.3	10	1	4.0	1		1	0.8	7.6	19	1411
9 - 10	1094	9	49			5.5	12	1	4.2	1		2	0.8	10.5	20	1243
10 - 11	1018	4	35			3.0	13	1	5.9	1		3	0.4	11.4	17	1171
11 - 12	998	7	23			3.9	4	1	2.8		2	3	0.4	7.2	157	1244
PM HOURS																
12 - 1	601	5	13			1.9	9	16	2.6			5	0.4	4.8	621	1284
1 - 2	655	5	9			1.8	8	21	3.0			5	0.4	5.2	562	1284
2 - 3	822	2	10			1.6	11	11	2.4	1		5	0.4	4.4	611	1499
3 - 4	1057	1	13			1.0	6	11	1.0	1		3	0.2	2.0	741	1840
4 - 5	1172	1	12			0.7	2	14	1.1		1	3	0.2	2.0	675	1978
5 - 6	1178	1	9			0.6	2	5	0.6			1	0.1	1.3	454	1877
6 - 7	885	4	7			0.8	6	12	1.6			1	0.1	2.4	277	1372
7 - 8	643	1	5			0.1	5	8	1.5			1	0.1	1.7	936	936
8 - 9	576		2			0.6	2	10	1.5			2	0.4	2.1	857	857
9 - 10	406		2			0.4	1	2	0.7			1	0.4	1.4	150	150
10 - 11	293		2			0.7	1	2	0.7			2	0.4	0.7	106	402
11 - 12	191		2			0.7	1	1	0.7			1	0.4	1.5	73	268
AM TOTAL	8695	37	287			4.2	70	148	3.4	6	6	37	0.5	8.1	269	9755
PM TOTAL	8479	20	82			1.0	53	113	1.5	2	1	25	0.2	2.7	5300	14161
DAY TOTAL	17174	57	369			2.3	123	261	2.3	8	7	62	0.3	4.9	5569	23916
															2-AXLE EQUIVALENT	25010

TUBE
UP
WUB

SR 014 MP 015.44 OFF SYSTEM ID. LEG 2 DIRECTION OF TRAFFIC BOTH WAYS LANE ALL OF
COUNT IDENTIFIER HPMS COUNTER NUMBER 175861 DESCRIPTION: ON SR 14 E/O SR 500/2ND ST I/C

04-24-15 FRIDAY AM HOURS	CARS PICKUPS	BUS MED	SINGLE UNITS HVV	4+	SINGLE UNIT %	DOUBLE UNITS 4-5	6+	DOUBLE UNIT %	5-	TRAINS 6	7+	TRAIN %	TRUCK %	CLASS UNKNOWN	TOTAL VEHICLES
12 - 1	113				1.0	1	3	2.1					2.1	76	193
11 - 2	63		1				2	2.9					3.9	36	103
10 - 3	55						2	2.3					2.3	30	87
9 - 4	55				2.4	2	1	2.4					4.8	64	125
8 - 5	110		2		1.7	1	3	1.7			1		2.7	178	296
7 - 6	166							1.1					3.3	442	629
6 - 7			6												
5 - 8															
4 - 9															
3 - 10															
2 - 11															
1 - 12															
PM HOURS															
12 - 1															
11 - 2															
10 - 3															
9 - 4															
8 - 5															
7 - 6															
6 - 7															
5 - 8															
4 - 9															
3 - 10															
2 - 11															
1 - 12															
AM TOTAL	562	4	7	6	1.2	5	16	3	1.7	1	3	.3	3.1	826	1433
PM TOTAL	562	4	7	6	1.2	5	16	3	1.7	1	3	.3	3.1	826	1480
DAY TOTAL	562	4	7	6	1.2	5	16	3	1.7	1	3	.3	3.1	826	1433

04-20-15 THRU 04-24-15

AVERAGE WEEKDAY CLASSIFICATION VOLUMES	CARS PICKUPS	BUS MED	SINGLE UNITS HVV	4+	SINGLE UNIT %	DOUBLE UNITS 4-5	6+	DOUBLE UNIT %	5-	TRAINS 6	7+	TRAIN %	TRUCK %	CLASS UNKNOWN	TOTAL VEHICLES
AVG WEEKDAY VOLUME	20642	79	467	132	29	2.9	150	294	225	2.8	14	10	87	0.53	24277
TOTAL HOURS FOR COUNT	24277	90	516	130	37	3.14	144	311	265	2.98	17	12	100	0.53	25667
AVG WEEKDAY VOL	24277	24277	X	SEASONAL ADJ.	FACTOR GROUP P06	FACTOR 0.9400	=	ESTIMATED AVG DAILY TRAFFIC	22820						26004
PEAK HOUR PERCENTAGES:															
PEAK HOUR LOCATION:															

NOTE: MED LOW EB/COUNT HIGH?

RU

Interval 60 min. 15 min.
 Binned(CL/SP) Count(volume)
 Lane No 1 2

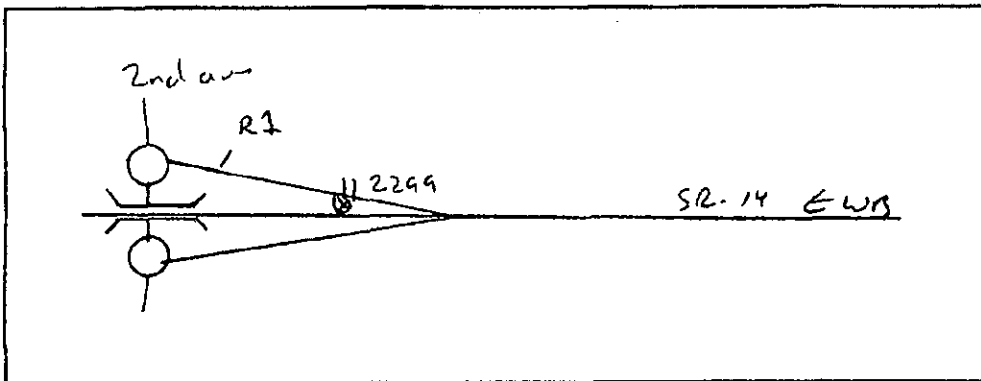
Direction Channel 1 _____
 Direction Channel 2 _____
 Unique ID# _____

Counter No. 172299 Count ID HPMS
 SR 14 RRT/RRQ R1 01542 MP 0.00
 Leg 2 Direction WB OSID _____

Station Description ON SR-14 ^{WB} off ramp to 2nd st roundabout

Date	Day	Time	Comments
4/20/15	2	11:47	Manual (1) <u>2</u> (2) _____ Set up ok JDM/BJ 6.4v Counter (1) <u>2</u> (2) _____
4/21/15	3	08:42	Manual (1) <u>10</u> (2) _____ Check ok JDM/BJ 7.0v Counter (1) <u>10</u> (2) _____
4/22/15	4	08:36	Manual (1) <u>4</u> (2) _____ Check ok JDM/BJ 6.8v Counter (1) <u>4</u> (2) _____
4/23/15	5	08:37	Manual (1) <u>4</u> (2) _____ Check ok JDM/BJ 6.9v Counter (1) <u>4</u> (2) _____
4/24/15	6	07:15	Manual (1) <u>1</u> (2) _____ P/U ok JDM/BJ 6.4v Counter (1) <u>1</u> (2) _____

Sketch



North

J Myler
Field Person

DOT-RNB505A-B

STATE OF WASHINGTON - DEPARTMENT OF TRANSPORTATION
TRIP SYSTEM
HOURLY TRAFFIC CLASSIFICATION SUMMARY

DATE 04/29/15
TIME 10:24:23
PAGE 66

SR 014 R101542 MP 000.00 OFF SYSTEM ID. LEG 2 DIRECTION OF TRAFFIC WESTBOUND LANE ALL OF
COUNT IDENTIFIER HPMS COUNTER NUMBER 172299 DESCRIPTION: ON SR 14 NB OFF RAMP TO 2ND ST

DATE	TIME	CARS PICKUPS	BUS	SINGLE MED	UNITS 4+	SINGLE UNIT %	DOUBLE 4-	UNITS 5	DOUBLE 6+	UNITS 7+	TRAIN %	TRUCK %	CLASS UNKNOWN	TOTAL VEHICLES
04-20-15														
MONDAY														
AM HOURS	12 - 1	99	2	6	1	7.9	2	1	3			13.2		114
	1 - 2	104	1	7	3	9.3			2	1	.8	11.9		118
	2 - 3	103		5	1	5.4	2		1			7.2		111
	3 - 4	97	1	4	1	5.6	1		4			10.2		108
	4 - 5	115		5	2	5.6			3			8.0		125
	5 - 6	94	1	8		8.6	1		1			10.5		105
	6 - 7	72		2		2.7						2.7		74
	7 - 8	44		3		6.1	2					10.2		49
	8 - 9	39		3		7.1						7.1		42
	9 - 10	19		1		6.7						6.7		19
	10 - 11	14		1		14.3						14.3		15
	11 - 12	12		2										14
AM TOTAL		812	5	46	8	6.6	8	1	13	1	.1	9.2		894
PM TOTAL		812	5	46	8	6.6	8	1	13	1	.1	9.2		894
DAY TOTAL		812	5	46	8	6.6	8	1	13	1	.1	9.2	2-AXLE EQUIVALENT	936

DOT-RN8505A-B

STATE OF WASHINGTON - DEPARTMENT OF TRANSPORTATION
TRIP SYSTEM
HOURLY TRAFFIC CLASSIFICATION SUMMARY

DATE 04/29/15
TIME 10:24:23
PAGE 68

SR 014 R101542 MP 000.00 OFF SYSTEM ID. LEG 2 DESCRIPTION: ON SR 14 WB OFF RAMP TO 2ND ST LANE ALL OF

COUNT IDENTIFIER	HPMS	COUNTER NUMBER	172299	DESCRIPTION	ON SR 14 WB OFF RAMP TO 2ND ST	DIRECTION OF TRAFFIC	WESTBOUND	LANE ALL OF					
04-22-15													
WEDNESDAY													
AM HOURS	CARS PICKUPS	BUS	SINGLE MED	HVY	4+	SINGLE UNIT %	DOUBLE UNITS 4-5-6+	DOUBLE UNIT %	5-6 TRAINS 7+	TRAIN %	TRUCK %	CLASS UNKNOWN	TOTAL VEHICLES
12 - 1	11												11
1 - 2	3												5
2 - 3	4												4
3 - 4	15												4
4 - 5	44		1			5.6							18
5 - 6	88		3			8.3							48
6 - 7	96		7			7.4							95
7 - 8	100		7			6.6	2						106
8 - 9	96		5			6.3		1					111
9 - 10	96		6			6.7		1					111
10 - 11	81		6			10.5		1					104
11 - 12	77		5			8.0		1					95
PM HOURS													87
12 - 1	91		6			5.8	2						104
1 - 2	85		6			6.4							94
2 - 3	102		9		2	10.9		1					119
3 - 4	90		5			5.0							100
4 - 5	106		9			7.5							120
5 - 6	88		6		1	8.2							98
6 - 7	99		2			1.9							103
7 - 8	48		2			4.0							50
8 - 9	46		1			2.1							47
9 - 10	18												19
10 - 11	20												20
11 - 12	9		1			10.0							10
AM TOTAL	620	5	41	4	1	7.3	3	1	12	2.3			688
PM TOTAL	802	2	47	3	1	6.0	7	4	18	3.3		1	884
DAY TOTAL	1422	7	88	7	1	6.6	10	5	30	2.9		1	1572
													1657

2-AXLE EQUIVALENT

DOT-RN8505A-B

STATE OF WASHINGTON - DEPARTMENT OF TRANSPORTATION
TRIP SYSTEM
HOURLY TRAFFIC CLASSIFICATION SUMMARY

DATE 04/29/15
TIME 10:24:23
PAGE 69

SR 014 R101542 MP 000.00 OFF SYSTEM ID. LEG 2 DIRECTION OF TRAFFIC WESTBOUND LANE ALL OF
COUNT IDENTIFIER HPMS COUNTER NUMBER 172299 DESCRIPTION: ON SR 14 WB OFF RAMP TO 2ND ST

THURSDAY AM HOURS	CARS PICKUPS	BUS	SINGLE MED	UNITS HVV	4+	SINGLE UNIT %	DOUBLE UNITS	4-	5	6+	DOUBLE UNIT %	5-	TRAINS 6	7+	TRAIN %	TRUCK %	CLASS UNKNOWN	TOTAL VEHICLES	
12 - 1	7																		7
1 - 2	1																		1
2 - 3	6																		6
3 - 4	3																		3
4 - 5	20																		20
5 - 6	37																		37
6 - 7	85																		85
7 - 8	104																		104
8 - 9	114																		114
9 - 10	88																		88
10 - 11	87																		87
11 - 12	86																		86
PM HOURS																			
12 - 1	93																		93
1 - 2	71																		71
2 - 3	97																		97
3 - 4	111																		111
4 - 5	89																		89
5 - 6	86																		86
6 - 7	70																		70
7 - 8	43																		43
8 - 9	41																		41
9 - 10	17																		17
10 - 11	17																		17
11 - 12	12																		12
AM TOTAL	638																		638
PM TOTAL	747																		747
DAY TOTAL	1385																		1385

2-AXLE EQUIVALENT

STATE OF WASHINGTON - DEPARTMENT OF TRANSPORTATION
TRIP SYSTEM
HOURLY TRAFFIC CLASSIFICATION SUMMARY

SR 014 R101542 MP 000.00 OFF SYSTEM ID. LEG 2 DIRECTION OF TRAFFIC WESTBOUND LANE ALL OF
COUNT IDENTIFIER HPMS COUNTER NUMBER 172299 DESCRIPTION: ON SR 14 WB OFF RAMP TO 2ND ST

FRIDAY AM HOURS	CARS PICKUPS	BUS MED	SINGLE UNITS HYV	4+ UNIT %	DOUBLE UNITS 5	6+ UNIT %	DOUBLE UNITS UNIT %	5- TRAINS	6 7+	TRAIN %	TRUCK %	CLASS UNKNOWN	TOTAL VEHICLES
12 - 1	10												10
1 - 2	3		1	20.0							40.0		3
2 - 3	3												3
3 - 4	8				1						11.1		9
4 - 5	20										18.4		20
5 - 6	31		1	18.4							10.5		38
6 - 7	85		9	9.5							1.1		95
7 - 8													
8 - 9													
9 - 10													
10 - 11													
11 - 12													
PM HOURS													
12 - 1													
1 - 2													
2 - 3													
3 - 4													
4 - 5													
5 - 6													
6 - 7													
7 - 8													
8 - 9													
9 - 10													
10 - 11													
11 - 12													

AM TOTAL	160	1	15	1	9.4	1	2	1.7			11.1		180
PM TOTAL	160	1	15	1	9.4	1	2	1.7			11.1		180
DAY TOTAL	160	1	15	1	9.4	1	2	1.7			11.1		180

04-20-15 THRU 04-24-15

AVERAGE WEEKDAY CLASSIFICATION VOLUMES *****

CARS PICKUPS	BUS MED	SINGLE UNITS HYV	4+ UNIT %	DOUBLE UNITS 5	6+ UNIT %	DOUBLE UNITS UNIT %	5- TRAINS	6 7+	TRAIN %	TRUCK %	CLASS UNKNOWN	TOTAL VEHICLES
1402	8	89	7	1	6.8	10	7	25	2.7			1553
TOTAL HOURS FOR COUNT 91												
3 DAYS												
AVG WEEKDAY VOL 1553 X SEASONAL ADJ. FACTOR 0.9400 = ESTIMATED AVG DAILY TRAFFIC 1460												
AND 2-AXLE EQUIVALENT 1631												

PEAK HOUR PERCENTAGES: K = 8.44 D = 100.00 T = 12.98
PEAK HOUR LOCATION : VOLUME = 131 DATE: 04/23/15 TIME: 08:00 AM

0.9522

NOTE: COUNT HIGH?



Ru

Interval 60 min. 15 min.
 Binned(CL/SP) Count(volume)
Lane No 1 2

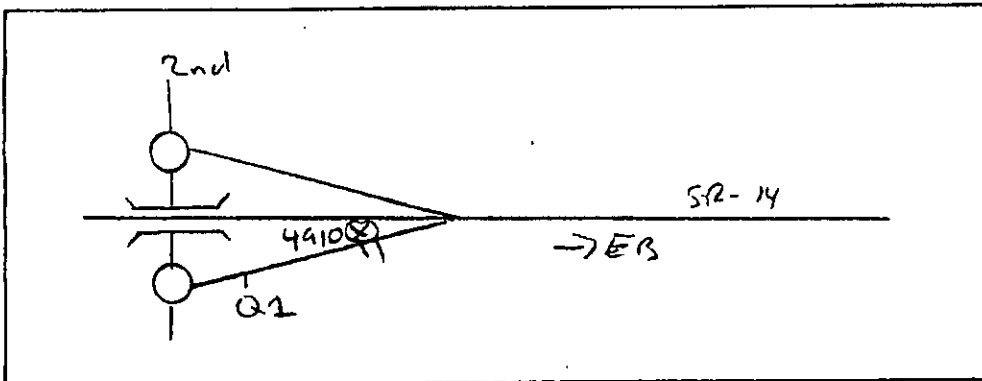
Direction Channel 1 _____
Direction Channel 2 _____
Unique ID# _____

Counter No. 174910 Count ID HPMS
SR 14 RRT/RRQ Q1 01544 MP 0.00
Leg 2 Direction EB OSID _____

Station Description ON SR-14 EB on ramp from 2nd st roundabout SR 500

Date	Day	Time	Comments
4/20/15	2	11:45 11:19	Manual (1) 4 (2) _____ Counter (1) 4 (2) _____ Set up ok JDM/BJ 6.5v
4/21/15	3	08:42	Manual (1) 4 (2) _____ Counter (1) 4 (2) _____ Check ok JDM/BJ 6.7v
4/22/15	4	08:36	Manual (1) 3 (2) _____ Counter (1) 3 (2) _____ Check ok JDM/BJ 6.5v
4/23/15	5	08:19	Manual (1) 5 (2) _____ Counter (1) 5 (2) _____ Check ok JDM/BJ 6.6v
4/24/15	6	06:58	Manual (1) 1 (2) _____ Counter (1) 1 (2) _____ P/U ok JDM/BJ 6.3v

Sketch



J. Myrdal
Field Person

DOT-RNB505A-8

STATE OF WASHINGTON - DEPARTMENT OF TRANSPORTATION
TRIP SYSTEM
HOURLY TRAFFIC CLASSIFICATION SUMMARY

DATE 04/29/15
TIME 10:24:23
PAGE 71

SR 014 Q101544 MP 000.00 OFF SYSTEM ID. LEG 2 DIRECTION OF TRAFFIC EASTBOUND LANE ALL OF
COUNT IDENTIFIER HPMS COUNTER NUMBER 1774910 DESCRIPTION: ON SR 14 EB ON RAMP FROM SR 500

04-20-15	CARS PICKUPS	BUS	SINGLE MED	UNITS HVY 4+	SINGLE UNIT %	DOUBLE 4-	UNITS 5	DOUBLE 6+	DOUBLE UNIT %	5- TRAINS 6	7+	TRAIN %	TRUCK %	CLASS UNKNOWN	TOTAL VEHICLES
MONDAY	74	1	3	3	4.9	1	3	3	4.9		1	1.1	9.8		82
AM HOURS	79	1	5	3	6.7		1	1	4.4		2	2.4	12.2		90
12 - 1	72		5	1	7.1	1	2	1	4.8				14.3		84
2 - 3	88	1	5	1	7.1		2	1	3.1				10.2		98
3 - 4	88		4		4.2		1		3.2				7.4		95
4 - 5	89		4		4.0		1		6.1				10.1		99
5 - 6	76		7	3	3.8	2	3	1	1.3				5.0		80
6 - 7	46		8	2	4.2		1		1.9				4.2		48
7 - 8	51		9	2	3.7								5.6		54
8 - 9	38		10	1	2.6	1							2.6		39
9 - 10	19		11												19
10 - 11	12		12				1		7.7				7.7		13
11 - 12															
AM TOTAL	732	3	31	5	4.9	4	14	9	3.4		3	.4	8.6		801
PM TOTAL	732	3	31	5	4.9	4	14	9	3.4		3	.4	8.6		801
DAY TOTAL	732	3	31	5	4.9	4	14	9	3.4		3	.4	8.6		801
														2-AXLE EQUIVALENT	854

SR 014 0101544 MP 000.00 OFF SYSTEM ID. LEG 2 DIRECTION OF TRAFFIC EASTBOUND LANE ALL OF
 COUNT IDENTIFIER HPMS COUNTER NUMBER 174910 DESCRIPTION: ON SR 14 EB ON RAMP FROM SR 500

04-21-15 TUESDAY AM HOURS	CARS PICKUPS	BUS	SINGLE MED	UNITS HVY	4+	SINGLE UNIT %	DOUBLE 4-	UNITS 5	6+	DOUBLE UNIT %	5-	TRAINS 6	7+	TRAIN %	TRUCK %	CLASS UNKNOWN	TOTAL VEHICLES
12 - 1	6																6
11 - 2	3																3
10 - 3	2																2
9 - 4	2																2
8 - 5	4																4
7 - 6	9																9
6 - 7	17																17
5 - 8	53																53
4 - 9	43																43
3 - 10	46																46
2 - 11	64																64
1 - 12	56																56
PM HOURS																	
12 - 1	55																55
11 - 2	58																58
10 - 3	84																84
9 - 4	110																110
8 - 5	97																97
7 - 6	59																59
6 - 7	42																42
5 - 8	27																27
4 - 9	28																28
3 - 10	19																19
2 - 11	9																9
1 - 12	9																9
AM TOTAL	356																356
PM TOTAL	646																646
DAY TOTAL	1002																1002

10.0 10.3 2-AXLE EQUIVALENT 1206

SR 014 0101544 MP 000.00 OFF SYSTEM ID. LEG 2 DIRECTION OF TRAFFIC EASTBOUND LANE ALL OF
 COUNT IDENTIFIER HPMS COUNTER NUMBER 174910 DESCRIPTION: ON SR 14 EB ON RAMP FROM SR 500

DATE	DAY	AM HOURS	CARS PICKUPS	BUS MED	SINGLE UNITS HVY 4+	DOUBLE UNITS 4-	DOUBLE UNITS 5	DOUBLE UNITS 6+	DOUBLE UNITS 7+	TRAIN %	TRUCK %	CLASS UNKNOWN	TOTAL VEHICLES
04-22-15	WEDNESDAY	12 - 1	6								14.3		7
		1 - 2	8										8
		2 - 3	3		1			1			100.0		2
		3 - 4	4								25.0		4
		4 - 5	6		1						25.0		8
		5 - 6	18								10.0		20
		6 - 7	34		1						15.0		40
		7 - 8	50		1						10.7		56
		8 - 9	32		1			3		2.3	25.6		43
		9 - 10	62		1		2	1		4.2	13.9		72
		10 - 11	46		1		3	2		7.9	27.0		63
		11 - 12	44		1		1	2		3.8	15.4		52
		PM HOURS											
		12 - 1	52		2			2		8.5	11.9		59
		1 - 2	60		3		3	1		6.0	10.4		67
		2 - 3	68		1		1	3		5.0	15.0		80
		3 - 4	93		8		3	3	1	1.3	12.3		106
		4 - 5	89		4		2	1			9.2		98
		5 - 6	81	1	3		1	1			3.3		92
		6 - 7	86		2						6.9		87
		7 - 8	66		3		2				2.9		68
		8 - 9	45		2						4.3		47
		9 - 10	28		2						9.7		31
		10 - 11	16		1		1				5.9		17
		11 - 12	19										19
		AM TOTAL	309	7	33	2	6	8	5	1.3	17.6		375
		PM TOTAL	706	2	30	5	14	11	1	.1	8.4		771
		DAY TOTAL	1015	9	63	7	20	19	6	.5	11.4		1146

2-AXLE EQUIVALENT

DOT-RNB505A-B

STATE OF WASHINGTON - DEPARTMENT OF TRANSPORTATION
TRIP SYSTEM
HOURLY TRAFFIC CLASSIFICATION SUMMARY

DATE 04/29/15
TIME 10:26:23
PAGE 74

SR 014 0101544 MP 000.00

OFF SYSTEM ID.

LEG 2

DIRECTION OF TRAFFIC EASTBOUND

LANE ALL OF

COUNT IDENTIFIER HPMS

COUNTER NUMBER 174910

DESCRIPTION: ON SR 14 EB ON RAMP FROM SR 500

04-25-15	THURSDAY	CARS	BUS	SINGLE	DOUBLE	DOUBLE	DOUBLE	5-	TRAINS	7+	TRAIN	TRUCK	CLASS	TOTAL
AM HOURS	PICKUPS		MED	HVY	4+	UNIT %	UNIT %	6		%	%	UNKNOWN	VEHICLES	
1	5					14.3						14.3		5
2	6					14.3						14.3		7
3	3					14.3						14.3		3
4	4					14.3						14.3		7
5	3					14.3						14.3		3
6	11					21.4						21.4		14
7	20					8.7						13.0		23
8	49					5.8						5.8		52
9	7					13.7						15.7		51
10	43					6.3						18.8		48
11	39					8.3						13.3		48
12	52					13.0						26.1		60
PM HOURS						12.3						13.8		46
1	56					6.3						9.5		63
2	57					9.8						20.7		82
3	65					2.4						9.4		85
4	77					9.0						9.9		111
5	100					6.8						10.2		118
6	106					4.7						5.9		85
7	80					8.6						15.5		58
8	49					1.9						1.9		37
9	37					8.3						8.3		53
10	22					3.2						3.2		24
11	30					10.0						4.7		31
12	12					5.8						3.6		12
AM TOTAL	323					7.2						3.9		379
PM TOTAL	687					9						2		759
DAY TOTAL	1010					9						2		1138
														1216

2-AXLE EQUIVALENT

SR 014 Q101544 MP 000.00 OFF SYSTEM ID. LEG 2 DIRECTION OF TRAFFIC EASTBOUND LANE ALL OF
 COUNT IDENTIFIER HPMS COUNTER NUMBER 174910 DESCRIPTION: ON SR 14 EB ON RAMP FROM SR 500

04-24-15 FRIDAY AM HOURS	CARS PICKUPS	BUS	SINGLE MED	HVY	4+	SINGLE UNIT %	DOUBLE UNITS	4-	5	6+	DOUBLE UNIT %	5-	6	7+	TRAIN %	TRUCK %	CLASS UNKNOWN	TOTAL VEHICLES
12 - 1	8																	8
1 - 2	6																	6
2 - 3	3																	3
3 - 4	3																	3
4 - 5	14																	14
5 - 6	13																	13
6 - 7																		
7 - 8																		
8 - 9																		
9 - 10																		
10 - 11																		
11 - 12																		
PM HOURS																		
12 - 1																		
1 - 2																		
2 - 3																		
3 - 4																		
4 - 5																		
5 - 6																		
6 - 7																		
7 - 8																		
8 - 9																		
9 - 10																		
10 - 11																		
11 - 12																		
AM TOTAL	47	2	1			5.6	1	3			7.4						13.0	54
PM TOTAL	47	2	1			5.6	1	3			7.4						13.0	54
DAY TOTAL	47	2	1			5.6	1	3			7.4						13.0	54

04-20-15 THRU 04-24-15

AVERAGE WEEKDAY CLASSIFICATION VOLUMES *****

CARS PICKUPS	BUS	SINGLE MED	HVY	4+	SINGLE UNIT %	DOUBLE UNITS	4-	5	6+	DOUBLE UNIT %	5-	6	7+	TRAIN %	TRUCK %	CLASS UNKNOWN	TOTAL VEHICLES
1009	7	62	7		6.7	7	20	17		3.9			4				1134

AVG WEEKDAY VOL 1134 X SEASONAL ADJ. FACTOR 0.9400 = ESTIMATED AVG DAILY TRAFFIC 1066

PEAK HOUR PERCENTAGES: K = 10.41 D = 100.00 T = 6.78
 PEAK HOUR LOCATION : VOLUME = 118 DATE: 04/21/15 TIME: 04:00 PM

NOTE: COUNT HIGH ?

0.9310



Interval 60 min. 15 min.
 Binned(CL/SP) Count(volume)
Lane No 1 2

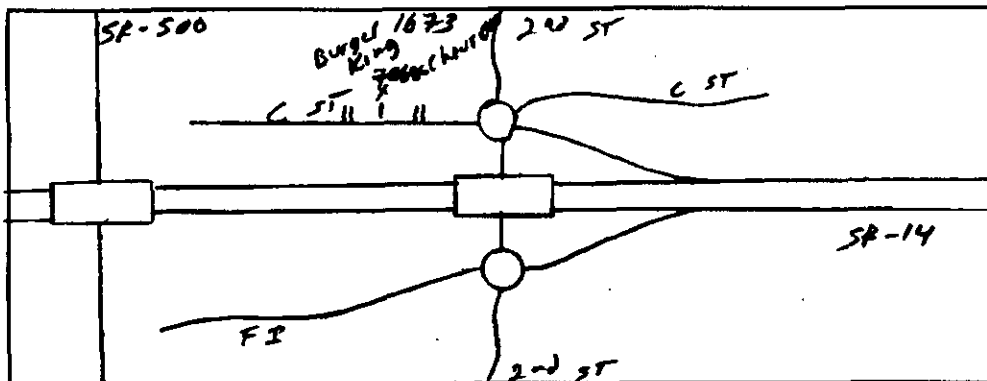
Direction Channel 1 _____
Direction Channel 2 _____
Unique ID# _____

Counter No. ¹⁶⁷³ ~~397068~~ Count ID 13-003
SR 14 RRT/RRQ LX 01500 MP 0.03
Leg R Direction WB OSID _____

Station Description _ ON C ST W/O 2ND ST ROUNDABOUT

Date	Day	Time	Comments
9/23/13	2	1246	Manual (1) <u>1</u> (2) _____ Counter (1) <u>1</u> (2) _____ SET COUNTER OK DB/JM
9/24 2013	3	1019	Manual (1) <u>9</u> (2) _____ Counter (1) <u>9</u> (2) _____ CHECK COUNTER OK COUNTER DEAD NEW COUNTER 1673 @1023
9/25	4	1056	Manual (1) <u>14</u> (2) _____ Counter (1) <u>14</u> (2) _____ CHECK COUNTER OK
9/26	5	1024	Manual (1) <u>13</u> (2) _____ Counter (1) <u>13</u> (2) _____ CHECK COUNTER OK
9/27	6	0905	Manual (1) <u>16</u> (2) _____ Counter (1) <u>16</u> (2) _____ CHECK COUNTER OK P/U CNTR 9/30 OK @ 1140 1/1

Sketch



DB/JM
Field Person



Interval 60 min. 15 min.
 Binned(CL/SP) Count(volume)
 Lane No 1 2

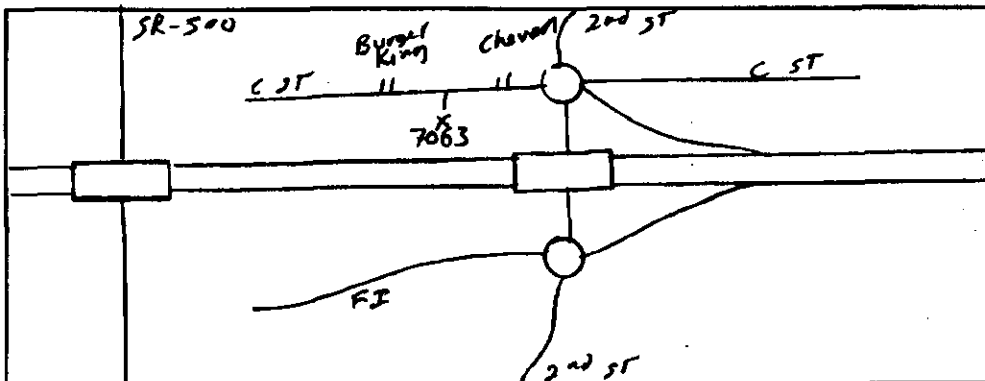
Direction Channel 1 _____
 Direction Channel 2 _____
 Unique ID# _____

Counter No. 397063 Count ID 13-003
 SR 14 RRT/RRQ LX 01500 MP 0.03
 Leg R Direction EB OSID _____

Station Description ON C ST W/O 2ND ST ROUNDABOUT

Date	Day	Time	Comments
9/23/13	2	1244	Manual (1) <u>1</u> (2) _____ Counter (1) <u>1</u> (2) _____ SET COUNTER OK DB/JM
9/24	3	1019	Manual (1) <u>11</u> (2) _____ Counter (1) <u>11</u> (2) _____ CHECK COUNTER OK
9/25	4	1055	Manual (1) <u>10</u> (2) _____ Counter (1) <u>10</u> (2) _____ CHECK COUNTER OK
9/26	5	1023	Manual (1) <u>11</u> (2) _____ Counter (1) <u>11</u> (2) _____ CHECK COUNTER OK
9/27	6	0905	Manual (1) <u>11</u> (2) _____ Counter (1) <u>11</u> (2) _____ CHECK COUNTER OK P/U CNTR OK 9/30 OK @ 1138 1/1

Sketch



DB 15M
Field Person

TRIP SYSTEM
15 MINUTE TRAFFIC COUNT SUMMARY

SR 014 LX01500 MP 000.03 OFF SYSTEM ID. LEG R DIRECTION OF TRAFFIC WESTBOUND LANE ALL OF

COUNT IDENTIFIER 13-003 COUNTER NUMBER 391673 DESCRIPTION: ON C ST W/O 2ND ST ROUNDABOUT

COUNT IDENTIFIER	COUNTER NUMBER	DESCRIPTION: ON C ST W/O 2ND ST ROUNDABOUT																								DAILY TOTAL	
		AM HOURS												PM HOURS													
		1	2	3	4	5	6	7	8	9	10	11	12	1	2	3	4	5	6	7	8	9	10	11	12		
09/24/13 TUESDAY		1	2	3	4	5	6	7	8	9	10	11	12	1	2	3	4	5	6	7	8	9	10	11	12	174	
00-15																											
15-30																											
30-45																											
45-00																											
HOUR																											
TOT		12	1	2	3	4	5	6	7	8	9	10	11	12	1	2	3	4	5	6	7	8	9	10	11	12	1742
																											1742

AM PEAK HOUR 1100 TO 1200 VOLUME 273
PM PEAK HOUR 0100 TO 0200 VOLUME 269

AM TOTAL 306
PM TOTAL 1970

COUNT IDENTIFIER	COUNTER NUMBER	DESCRIPTION: ON C ST W/O 2ND ST ROUNDABOUT																								DAILY TOTAL	
		AM HOURS												PM HOURS													
		1	2	3	4	5	6	7	8	9	10	11	12	1	2	3	4	5	6	7	8	9	10	11	12		
09/25/13 WEDNESDAY		1	2	3	4	5	6	7	8	9	10	11	12	1	2	3	4	5	6	7	8	9	10	11	12	4004	
00-15																											
15-30																											
30-45																											
45-00																											
HOUR																											
TOT		21	9	15	13	37	98	208	274	301	272	265	296	267	277	256	269	271	272	208	149	108	66	42	10	4004	
																											1809

AM PEAK HOUR 1030 TO 1130 VOLUME 306
PM PEAK HOUR 0415 TO 0515 VOLUME 286

AM TOTAL 1809
PM TOTAL 2195

COUNT IDENTIFIER	COUNTER NUMBER	DESCRIPTION: ON C ST W/O 2ND ST ROUNDABOUT																								DAILY TOTAL	
		AM HOURS												PM HOURS													
		1	2	3	4	5	6	7	8	9	10	11	12	1	2	3	4	5	6	7	8	9	10	11	12		
09/26/13 THURSDAY		1	2	3	4	5	6	7	8	9	10	11	12	1	2	3	4	5	6	7	8	9	10	11	12	4000	
00-15																											
15-30																											
30-45																											
45-00																											
HOUR																											
TOT		18	15	11	11	34	103	214	308	255	250	246	277	322	259	257	273	299	276	203	139	99	67	38	26	4000	
																											1742

AM PEAK HOUR 0700 TO 0800 VOLUME 308
PM PEAK HOUR 1200 TO 0100 VOLUME 322

AM TOTAL 1742
PM TOTAL 2258

SR 014 LX01500 MP 000.03 OFF SYSTEM ID. LEG R DIRECTION OF TRAFFIC WESTBOUND LANE ALL OF

COUNT IDENTIFIER	13-003	COUNTER NUMBER	391673	DESCRIPTION:	ON C ST W/O 2ND ST ROUNDABOUT	LANE ALL OF
09/27/13 FRIDAY						
	12	1	2	3	4	5
	1	2	3	4	5	6
	2	3	4	5	6	7
	3	4	5	6	7	8
	4	5	6	7	8	9
	5	6	7	8	9	10
	6	7	8	9	10	11
	7	8	9	10	11	12
	8	9	10	11	12	TOTAL
	9	10	11	12	1	2
	10	11	12	1	2	3
	11	12	1	2	3	4
	12	1	2	3	4	5
	1	2	3	4	5	6
	2	3	4	5	6	7
	3	4	5	6	7	8
	4	5	6	7	8	9
	5	6	7	8	9	10
	6	7	8	9	10	11
	7	8	9	10	11	12
	8	9	10	11	12	TOTAL
	9	10	11	12	1	2
	10	11	12	1	2	3
	11	12	1	2	3	4
	12	1	2	3	4	5
	1	2	3	4	5	6
	2	3	4	5	6	7
	3	4	5	6	7	8
	4	5	6	7	8	9
	5	6	7	8	9	10
	6	7	8	9	10	11
	7	8	9	10	11	12
	8	9	10	11	12	TOTAL
	9	10	11	12	1	2
	10	11	12	1	2	3
	11	12	1	2	3	4
	12	1	2	3	4	5
	1	2	3	4	5	6
	2	3	4	5	6	7
	3	4	5	6	7	8
	4	5	6	7	8	9
	5	6	7	8	9	10
	6	7	8	9	10	11
	7	8	9	10	11	12
	8	9	10	11	12	TOTAL
	9	10	11	12	1	2
	10	11	12	1	2	3
	11	12	1	2	3	4
	12	1	2	3	4	5
	1	2	3	4	5	6
	2	3	4	5	6	7
	3	4	5	6	7	8
	4	5	6	7	8	9
	5	6	7	8	9	10
	6	7	8	9	10	11
	7	8	9	10	11	12
	8	9	10	11	12	TOTAL
	9	10	11	12	1	2
	10	11	12	1	2	3
	11	12	1	2	3	4
	12	1	2	3	4	5
	1	2	3	4	5	6
	2	3	4	5	6	7
	3	4	5	6	7	8
	4	5	6	7	8	9
	5	6	7	8	9	10
	6	7	8	9	10	11
	7	8	9	10	11	12
	8	9	10	11	12	TOTAL
	9	10	11	12	1	2
	10	11	12	1	2	3
	11	12	1	2	3	4
	12	1	2	3	4	5
	1	2	3	4	5	6
	2	3	4	5	6	7
	3	4	5	6	7	8
	4	5	6	7	8	9
	5	6	7	8	9	10
	6	7	8	9	10	11
	7	8	9	10	11	12
	8	9	10	11	12	TOTAL
	9	10	11	12	1	2
	10	11	12	1	2	3
	11	12	1	2	3	4
	12	1	2	3	4	5
	1	2	3	4	5	6
	2	3	4	5	6	7
	3	4	5	6	7	8
	4	5	6	7	8	9
	5	6	7	8	9	10
	6	7	8	9	10	11
	7	8	9	10	11	12
	8	9	10	11	12	TOTAL
	9	10	11	12	1	2
	10	11	12	1	2	3
	11	12	1	2	3	4
	12	1	2	3	4	5
	1	2	3	4	5	6
	2	3	4	5	6	7
	3	4	5	6	7	8
	4	5	6	7	8	9
	5	6	7	8	9	10
	6	7	8	9	10	11
	7	8	9	10	11	12
	8	9	10	11	12	TOTAL
	9	10	11	12	1	2
	10	11	12	1	2	3
	11	12	1	2	3	4
	12	1	2	3	4	5
	1	2	3	4	5	6
	2	3	4	5	6	7
	3	4	5	6	7	8
	4	5	6	7	8	9
	5	6	7	8	9	10
	6	7	8	9	10	11
	7	8	9	10	11	12
	8	9	10	11	12	TOTAL
	9	10	11	12	1	2
	10	11	12	1	2	3
	11	12	1	2	3	4
	12	1	2	3	4	5
	1	2	3	4	5	6
	2	3	4	5	6	7
	3	4	5	6	7	8
	4	5	6	7	8	9
	5	6	7	8	9	10
	6	7	8	9	10	11
	7	8	9	10	11	12
	8	9	10	11	12	TOTAL
	9	10	11	12	1	2
	10	11	12	1	2	3
	11	12	1	2	3	4
	12	1	2	3	4	5
	1	2	3	4	5	6
	2	3	4	5	6	7
	3	4	5	6	7	8
	4	5	6	7	8	9
	5	6	7	8	9	10
	6	7	8	9	10	11
	7	8	9	10	11	12
	8	9	10	11	12	TOTAL
	9	10	11	12	1	2
	10	11	12	1	2	3
	11	12	1	2	3	4
	12	1	2	3	4	5
	1	2	3	4	5	6
	2	3	4	5	6	7
	3	4	5	6	7	8
	4	5	6	7	8	9
	5	6	7	8	9	10
	6	7	8	9	10	11
	7	8	9	10	11	12
	8	9	10	11	12	TOTAL
	9	10	11	12	1	2
	10	11	12	1	2	3
	11	12	1	2	3	4
	12	1	2	3	4	5
	1	2	3	4	5	6
	2	3	4	5	6	7
	3	4	5	6	7	8
	4	5	6	7	8	9
	5	6	7	8	9	10
	6	7	8	9	10	11
	7	8	9	10	11	12
	8	9	10	11	12	TOTAL
	9	10	11	12	1	2
	10	11	12	1	2	3
	11	12	1	2	3	4
	12	1	2	3	4	5
	1	2	3	4	5	6
	2	3	4	5	6	7
	3	4	5	6	7	8
	4	5	6	7	8	9
	5	6	7	8	9	10
	6	7	8	9	10	11
	7	8	9	10	11	12
	8	9	10	11	12	TOTAL
	9	10	11	12	1	2
	10	11	12	1	2	3
	11	12	1	2	3	4
	12	1	2	3	4	5
	1	2	3	4	5	6
	2	3	4	5	6	7
	3	4	5	6	7	8
	4	5	6	7	8	9
	5	6	7	8	9	10
	6	7	8	9	10	11
	7	8	9	10	11	12
	8	9	10	11	12	TOTAL
	9	10	11	12	1	2
	10	11	12	1	2	3
	11	12	1	2	3	4
	12	1	2	3	4	5
	1	2	3	4	5	6
	2	3	4	5	6	7
	3	4	5	6	7	8
	4	5	6	7	8	9
	5	6	7	8	9	10
	6	7	8	9	10	11
	7	8	9	10	11	12
	8	9	10	11	12	TOTAL
	9	10	11	12	1	2
	10	11	12	1	2	3
	11	12	1	2	3	4
	12	1	2	3	4	5
	1	2	3	4	5	6
	2	3	4	5	6	7
	3	4	5	6	7	8
	4	5	6	7	8	9
	5	6	7	8	9	10
	6	7	8	9	10	11
	7	8	9	10	11	12
	8	9	10	11	12	TOTAL
	9	10	11	12	1	2
	10	11	12	1	2	3
	11	12	1	2	3	4
	12	1	2	3	4	5
	1					

SR 014 LX01500	MP 000.03	OFF SYSTEM ID.	LEG R	DIRECTION OF TRAFFIC	WESTBOUND	LANE ALL OF
COUNT IDENTIFIER	13-003	COUNTER NUMBER	391673	DESCRIPTION: ON C ST W/O 2ND ST ROUNDABOUT		
09/30/13 MONDAY						
12	1	AM HOURS	5	6	7	8
1	2	4	6	7	8	9
2	3	5	7	8	9	10
3	4	6	8	9	10	11
4	5	7	9	10	11	12
5	6	8	10	11	12	DAILY
6	7	9	11	12	1	2
7	8	10	12	1	2	3
8	9	11	1	2	3	4
9	10	12	2	3	4	5
10	11	1	3	4	5	6
11	12	2	4	5	6	7
12	1	3	5	6	7	8
TOT		AM PEAK HOUR 0915 TO 1015 VOLUME	316			
		PM PEAK HOUR 0000 TO 0000 VOLUME	0			
		AM TOTAL	1608			
		PM TOTAL	0			
						1608

09/24/13 THRU 09/30/13
 TOTAL HOURS FOR COUNT 73
 3 DAYS
 AVG WEEKDAY VOL 3946 X SEASONAL ADJ. FACTOR 0.8900 = 3512 X AXLE CORR FACTOR 0.9421 = ESTIMATED AVG DAILY TRAFFIC 3309
 FACTOR GROUP P06
 FACTOR GROUP P06

DOT-RB8515A-8

STATE OF WASHINGTON - DEPARTMENT OF TRANSPORTATION
TRIP SYSTEM
15 MINUTE TRAFFIC COUNT SUMMARY

DATE 10/01/13
TIME 12:53:45
PAGE 49

SR 014 LX01500 MP 000.03

OFF SYSTEM ID.

LEG R

DIRECTION OF TRAFFIC EASTBOUND

LANE ALL OF

COUNT IDENTIFIER 13-003

COUNTER NUMBER 397063

DESCRIPTION: ON C ST W/O 2ND ST ROUNDABOUT

09/23/13 MONDAY

AM HOURS

PM HOURS

12 1 2 3 4 5 6 7 8 9 10 11 12 1 2 3 4 5 6 7 8 9 10 11 12 DAILY TOTAL

1 1 2 3 4 5 6 7 8 9 10 11 12 1 2 3 4 5 6 7 8 9 10 11 12 DAILY TOTAL

2 3 4 5 6 7 8 9 10 11 12 1 2 3 4 5 6 7 8 9 10 11 12 DAILY TOTAL

3 4 5 6 7 8 9 10 11 12 1 2 3 4 5 6 7 8 9 10 11 12 DAILY TOTAL

4 5 6 7 8 9 10 11 12 1 2 3 4 5 6 7 8 9 10 11 12 DAILY TOTAL

5 6 7 8 9 10 11 12 1 2 3 4 5 6 7 8 9 10 11 12 DAILY TOTAL

6 7 8 9 10 11 12 1 2 3 4 5 6 7 8 9 10 11 12 DAILY TOTAL

7 8 9 10 11 12 1 2 3 4 5 6 7 8 9 10 11 12 DAILY TOTAL

8 9 10 11 12 1 2 3 4 5 6 7 8 9 10 11 12 DAILY TOTAL

9 10 11 12 1 2 3 4 5 6 7 8 9 10 11 12 DAILY TOTAL

10 11 12 1 2 3 4 5 6 7 8 9 10 11 12 DAILY TOTAL

11 12 1 2 3 4 5 6 7 8 9 10 11 12 DAILY TOTAL

12 1 2 3 4 5 6 7 8 9 10 11 12 DAILY TOTAL

TOT 16 2 6 3 9 18 28 82 93 128 115 151 172 172 167 225 216 187 141 117 74 39 40 24 223

AM PEAK HOUR 0315 TO 0415 VOLUME 250

AM PEAK HOUR 1100 TO 1200 VOLUME 151

PM PEAK HOUR 0315 TO 0415 VOLUME 250

AM PEAK HOUR 0945 TO 1045 VOLUME 138

PM PEAK HOUR 1215 TO 0115 VOLUME 213

AM PEAK HOUR 0315 TO 0415 VOLUME 250

AM PEAK HOUR 1100 TO 1200 VOLUME 151

PM PEAK HOUR 0315 TO 0415 VOLUME 250

AM PEAK HOUR 0945 TO 1045 VOLUME 138

PM PEAK HOUR 1215 TO 0115 VOLUME 213

AM PEAK HOUR 0315 TO 0415 VOLUME 250

AM PEAK HOUR 1100 TO 1200 VOLUME 151

PM PEAK HOUR 0315 TO 0415 VOLUME 250

AM PEAK HOUR 0000 TO 0000 VOLUME 0

PM PEAK HOUR 0300 TO 0400 VOLUME 208

AM PEAK HOUR 0000 TO 0000 VOLUME 0

PM PEAK HOUR 0300 TO 0400 VOLUME 208

AM PEAK HOUR 0000 TO 0000 VOLUME 0

PM PEAK HOUR 0300 TO 0400 VOLUME 208

AM PEAK HOUR 0000 TO 0000 VOLUME 0

PM PEAK HOUR 0300 TO 0400 VOLUME 208

AM PEAK HOUR 0000 TO 0000 VOLUME 0

PM PEAK HOUR 0300 TO 0400 VOLUME 208

AM PEAK HOUR 0000 TO 0000 VOLUME 0

PM PEAK HOUR 0300 TO 0400 VOLUME 208

AM PEAK HOUR 0000 TO 0000 VOLUME 0

PM PEAK HOUR 0300 TO 0400 VOLUME 208

AM PEAK HOUR 0000 TO 0000 VOLUME 0

PM PEAK HOUR 0300 TO 0400 VOLUME 208

AM PEAK HOUR 0000 TO 0000 VOLUME 0

PM PEAK HOUR 0300 TO 0400 VOLUME 208

AM PEAK HOUR 0000 TO 0000 VOLUME 0

PM PEAK HOUR 0300 TO 0400 VOLUME 208

AM PEAK HOUR 0000 TO 0000 VOLUME 0

PM PEAK HOUR 0300 TO 0400 VOLUME 208

AM PEAK HOUR 0000 TO 0000 VOLUME 0

PM PEAK HOUR 0300 TO 0400 VOLUME 208

SR 014 LX01500 MP 000.03 OFF SYSTEM ID. LEG R DIRECTION OF TRAFFIC EASTBOUND LANE ALL OF

COUNT IDENTIFIER 13-003 COUNTER NUMBER 397063 DESCRIPTION: ON C ST W/O 2ND ST ROUNDABOUT

09/26/13 THURSDAY	AM HOURS												PM HOURS												DAILY TOTAL		
	12	1	2	3	4	5	6	7	8	9	10	11	12	1	2	3	4	5	6	7	8	9	10	11		12	
00-15	6	2	1	1	4	1	2	7	17	21	26	30	38	40	42	40	54	38	51	49	42	22	16	9	6		
15-30	4	1	1	1	6	6	9	25	26	32	38	33	32	34	34	56	45	54	57	41	35	11	13	9	9		
30-45	1	1	2	2	6	4	10	20	28	26	35	29	48	48	46	46	57	41	35	32	24	22	7	5	5		
45-00	3	2	3	2	5	4	11	25	32	40	30	36	46	46	39	50	39	48	33	38	19	12	8	8	5		
TOT	14	5	7	9	18	16	37	87	107	122	131	136	166	188	168	195	186	179	154	120	67	44	33	25	2214		
									AM PEAK HOUR 0945 TO 1045 VOLUME													AM TOTAL			689		
									PM PEAK HOUR 0430 TO 0530 VOLUME														PM TOTAL			1525	

09/27/13 FRIDAY

09/27/13 FRIDAY	AM HOURS												PM HOURS												DAILY TOTAL		
	12	1	2	3	4	5	6	7	8	9	10	11	12	1	2	3	4	5	6	7	8	9	10	11		12	
00-15	5	6	1	1	5	4	7	19	27	44	52	38	32	57	44	61	69	55	39	31	12	11	3	7	7		
15-30	5	3	2	2	2	6	7	14	30	46	46	41	49	47	35	47	40	48	47	24	16	17	13	6	6		
30-45	3	2	3	3	3	6	7	23	29	30	34	35	54	47	64	39	56	39	39	20	20	12	16	9	6		
45-00	2	3	2	2	1	3	17	20	20	39	32	49	45	47	50	57	60	46	33	19	18	15	7	4	4		
TOT	15	14	7	6	12	19	38	76	99	143	164	160	170	200	165	229	208	205	158	94	58	57	32	23	2352		
									AM PEAK HOUR 0945 TO 1045 VOLUME													AM TOTAL			753		
									PM PEAK HOUR 0315 TO 0415 VOLUME														PM TOTAL			1599	

09/28/13 SATURDAY

09/28/13 SATURDAY	AM HOURS												PM HOURS												DAILY TOTAL		
	12	1	2	3	4	5	6	7	8	9	10	11	12	1	2	3	4	5	6	7	8	9	10	11		12	
00-15	7	6	3	3	3	2	1	6	17	23	20	36	40	38	35	35	35	36	28	29	18	8	11	5	5		
15-30	8	2	1	1	4	1	3	3	14	27	20	34	29	36	43	40	32	37	20	18	14	8	7	7	7		
30-45	8	3	3	3	1	2	8	13	24	19	38	36	40	39	38	30	33	30	27	14	9	10	7	4	4		
45-00	5	2	4	3	1	2	5	13	23	24	30	42	41	37	44	35	22	33	28	17	11	8	4	6	6		
TOT	28	13	11	10	7	8	17	27	78	93	108	148	150	150	160	140	122	132	103	78	52	34	30	22	1721		
									AM PEAK HOUR 1100 TO 1200 VOLUME													AM TOTAL			548		
									PM PEAK HOUR 0215 TO 0315 VOLUME														PM TOTAL			1173	

SR 014 LX01500 MP 000.03 OFF SYSTEM 10. LEG R DIRECTION OF TRAFFIC EASTBOUND LANE ALL OF

COUNT IDENTIFIER 13-003 COUNTER NUMBER 397063 DESCRIPTION: ON C ST W/O 2ND ST ROUNDABOUT

09/29/13 SUNDAY		AM HOURS												PM HOURS												DAILY TOTAL	
12	1	2	3	4	5	6	7	8	9	10	11	12	1	2	3	4	5	6	7	8	9	10	11	12			
12	1	2	3	4	5	6	7	8	9	10	11	12	1	2	3	4	5	6	7	8	9	10	11	12			
7	8	1	2	1	4	3	10	6	10	24	22	22	31	20	34	28	25	21	21	16	17	11	3	2			
4	6	2	1	1	4	3	7	8	19	18	17	20	21	25	28	25	30	22	19	12	8	5	5				
4	4	1	2	1	1	4	11	17	24	22	17	27	27	30	27	28	24	17	13	9	7	3	2				
TOT	21	18	5	5	2	5	32	38	67	81	76	97	105	101	107	104	92	73	62	43	34	23	14	1216			
		AM PEAK HOUR 0930 TO 1030 VOLUME 84												PM PEAK HOUR 0215 TO 0315 VOLUME 115												AM TOTAL 361	
		PM PEAK HOUR 0215 TO 0315 VOLUME 115																								PM TOTAL 855	

09/30/13 MONDAY		AM HOURS												PM HOURS												DAILY TOTAL	
12	1	2	3	4	5	6	7	8	9	10	11	12	1	2	3	4	5	6	7	8	9	10	11	12			
12	1	2	3	4	5	6	7	8	9	10	11	12	1	2	3	4	5	6	7	8	9	10	11	12			
4	1	3	3	2	1	6	12	14	29	33	26	42															
1	1	3	3	1	1	9	17	29	32	35	35																
3	3	3	1	1	3	10	24	23	32	41																	
TOT	9	5	6	2	6	32	72	88	126	138	77													581			
		AM PEAK HOUR 1015 TO 1115 VOLUME 154												PM PEAK HOUR 0000 TO 0000 VOLUME 0												AM TOTAL 581	
		PM PEAK HOUR 0000 TO 0000 VOLUME 0																								PM TOTAL 0	

09/23/13 THRU 09/30/13 TOTAL HOURS FOR COUNT 95

3 DAYS AVG WEEKDAY VOL 2178 X SEASONAL ADJ. FACTOR 0.8900 = 1938 X AXLE CORR FACTOR 0.9421 = ESTIMATED AVG DAILY TRAFFIC 1826

FACTOR GROUP P06

FACTOR GROUP P06

DOT-RNB515A-B

STATE OF WASHINGTON - DEPARTMENT OF TRANSPORTATION
TRIP SYSTEM
15 MINUTE TRAFFIC COUNT SUMMARY

DATE 10/01/13
TIME 12:53:45
PAGE 52

SR 014 LX01500 MP 000.03 OFF SYSTEM ID. LEG R DIRECTION OF TRAFFIC BOTH WAYS LANE ALL OF

COUNT IDENTIFIER 13-003 COUNTER NUMBER 397063 DESCRIPTION: ON C ST W/O 2ND ST ROUNDABOUT

09/24/13	TUESDAY	AM HOURS												PM HOURS												DAILY TOTAL
		1	2	3	4	5	6	7	8	9	10	11	12	1	2	3	4	5	6	7	8	9	10	11	12	
00-15	1	2	3	4	5	6	7	8	9	10	11	12	1	2	3	4	5	6	7	8	9	10	11	12	17	
15-30	1	2	3	4	5	6	7	8	9	10	11	12	1	2	3	4	5	6	7	8	9	10	11	12	17	
30-45	1	2	3	4	5	6	7	8	9	10	11	12	1	2	3	4	5	6	7	8	9	10	11	12	13	
45-00	1	2	3	4	5	6	7	8	9	10	11	12	1	2	3	4	5	6	7	8	9	10	11	12	10	
HOUR	1	2	3	4	5	6	7	8	9	10	11	12	1	2	3	4	5	6	7	8	9	10	11	12	53	
TOT	12	12	12	12	12	12	12	12	12	12	12	12	12	12	12	12	12	12	12	12	12	12	12	12	4014	

AM PEAK HOUR 1100 TO 1200 VOLUME 390
PM PEAK HOUR 1215 TO 0115 VOLUME 479

AM TOTAL 583
PM TOTAL 3431

09/25/13	WEDNESDAY	AM HOURS												PM HOURS												DAILY TOTAL
		1	2	3	4	5	6	7	8	9	10	11	12	1	2	3	4	5	6	7	8	9	10	11	12	
00-15	1	2	3	4	5	6	7	8	9	10	11	12	1	2	3	4	5	6	7	8	9	10	11	12	11	
15-30	1	2	3	4	5	6	7	8	9	10	11	12	1	2	3	4	5	6	7	8	9	10	11	12	11	
30-45	1	2	3	4	5	6	7	8	9	10	11	12	1	2	3	4	5	6	7	8	9	10	11	12	10	
45-00	1	2	3	4	5	6	7	8	9	10	11	12	1	2	3	4	5	6	7	8	9	10	11	12	6	
HOUR	1	2	3	4	5	6	7	8	9	10	11	12	1	2	3	4	5	6	7	8	9	10	11	12	34	
TOT	12	12	12	12	12	12	12	12	12	12	12	12	12	12	12	12	12	12	12	12	12	12	12	12	6227	

AM PEAK HOUR 1100 TO 1200 VOLUME 447
PM PEAK HOUR 0415 TO 0515 VOLUME 502

AM TOTAL 2458
PM TOTAL 3769

09/26/13	THURSDAY	AM HOURS												PM HOURS												DAILY TOTAL
		1	2	3	4	5	6	7	8	9	10	11	12	1	2	3	4	5	6	7	8	9	10	11	12	
00-15	1	2	3	4	5	6	7	8	9	10	11	12	1	2	3	4	5	6	7	8	9	10	11	12	14	
15-30	1	2	3	4	5	6	7	8	9	10	11	12	1	2	3	4	5	6	7	8	9	10	11	12	14	
30-45	1	2	3	4	5	6	7	8	9	10	11	12	1	2	3	4	5	6	7	8	9	10	11	12	10	
45-00	1	2	3	4	5	6	7	8	9	10	11	12	1	2	3	4	5	6	7	8	9	10	11	12	10	
HOUR	1	2	3	4	5	6	7	8	9	10	11	12	1	2	3	4	5	6	7	8	9	10	11	12	51	
TOT	12	12	12	12	12	12	12	12	12	12	12	12	12	12	12	12	12	12	12	12	12	12	12	12	6214	

AM PEAK HOUR 1100 TO 1200 VOLUME 413
PM PEAK HOUR 0430 TO 0530 VOLUME 499

AM TOTAL 2431
PM TOTAL 3783

DOT-RNB515A-B

STATE OF WASHINGTON - DEPARTMENT OF TRANSPORTATION
1 R I P S S Y S T E M
15 MINUTE TRAFFIC COUNT SUMMARY

DATE 10/01/13
TIME 12:53:45
PAGE 53

SR 014 LY01500 MP 000.03

OFF SYSTEM ID.

LEG R

DIRECTION OF TRAFFIC BOTH WAYS

LANE ALL OF

COUNT IDENTIFIER 13-003

COUNTER NUMBER 397063

DESCRIPTION: ON C ST W/O 2ND ST ROUNDABOUT

09/27/13	FRIDAY												AM PEAK HOUR 0945 TO 1045 VOLUME	PM PEAK HOUR 0315 TO 0415 VOLUME	AM TOTAL	PM TOTAL	DAILY TOTAL										
	AM HOURS																										
12	1	2	3	4	5	6	7	8	9	10	11	12	1	2	3	4	5	6	7	8	9	10	11	12			
00-15	9	10	4	2	12	18	61	75	87	110	163	116	102	143	115	132	139	121	85	69	37	29	19	19			
15-30	11	10	7	5	6	25	51	83	88	107	137	111	121	114	120	126	110	120	98	68	38	36	29	16			
30-45	8	4	8	6	11	37	67	107	88	90	102	110	119	108	109	132	113	118	86	53	32	34	17	18			
45-00	9	4	8	3	7	41	80	92	91	107	105	124	117	101	120	136	133	106	78	47	39	27	24	12			
TOT	37	28	27	16	36	121	259	357	354	414	507	461	459	466	464	526	495	465	347	237	146	126	89	65	6502		

AM PEAK HOUR 0945 TO 1045 VOLUME 509
PM PEAK HOUR 0315 TO 0415 VOLUME 533

AM TOTAL 2617
PM TOTAL 3885

09/28/13	SATURDAY												AM PEAK HOUR 1100 TO 1200 VOLUME	PM PEAK HOUR 1215 TO 0115 VOLUME	AM TOTAL	PM TOTAL	DAILY TOTAL										
	AM HOURS																										
12	1	2	3	4	5	6	7	8	9	10	11	12	1	2	3	4	5	6	7	8	9	10	11	12			
00-15	17	10	7	7	6	7	8	20	58	74	89	103	125	127	93	81	89	85	74	61	43	21	22	13			
15-30	22	10	2	7	7	13	18	35	60	95	83	116	103	94	111	100	81	80	69	43	44	22	26	19			
30-45	9	5	5	6	3	15	23	25	70	84	113	105	101	103	119	80	86	76	52	40	30	23	19	15			
45-00	8	5	5	7	6	13	21	58	62	86	106	115	99	94	103	83	80	83	58	38	32	29	14	15			
TOT	59	34	19	27	22	48	70	138	250	339	391	439	428	418	426	344	336	324	253	182	149	95	81	62	4934		

AM PEAK HOUR 1100 TO 1200 VOLUME 439
PM PEAK HOUR 1215 TO 0115 VOLUME 430

AM TOTAL 1836
PM TOTAL 3098

09/29/13	SUNDAY												AM PEAK HOUR 1000 TO 1100 VOLUME	PM PEAK HOUR 1215 TO 0115 VOLUME	AM TOTAL	PM TOTAL	DAILY TOTAL										
	AM HOURS																										
12	1	2	3	4	5	6	7	8	9	10	11	12	1	2	3	4	5	6	7	8	9	10	11	12			
00-15	9	9	4	3	6	4	12	18	17	51	74	68	76	83	62	62	62	61	48	47	45	23	12	7			
15-30	11	3	5	4	4	11	14	21	29	53	60	60	74	64	69	68	71	58	44	38	20	34	20	8			
30-45	13	9	7	4	3	8	8	33	51	73	73	69	75	78	78	66	50	61	56	36	29	14	15	9			
45-00	7	8	5	6	8	11	11	32	57	65	73	59	86	72	70	68	71	50	40	28	28	15	8	5			
TOT	40	29	21	17	13	29	45	94	136	220	280	256	305	294	279	285	254	230	188	149	122	86	55	29	3456		

AM PEAK HOUR 1000 TO 1100 VOLUME 280
PM PEAK HOUR 1215 TO 0115 VOLUME 312

AM TOTAL 1180
PM TOTAL 2276

