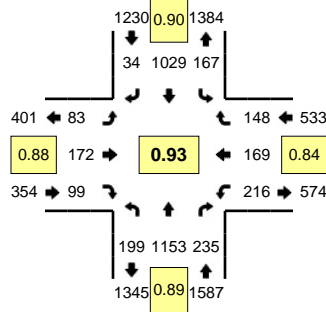
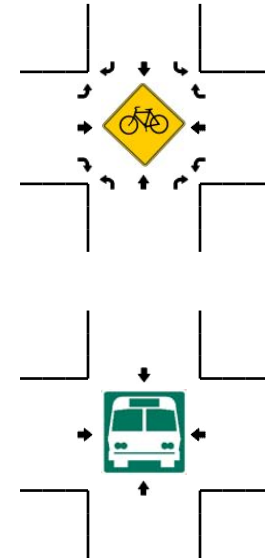
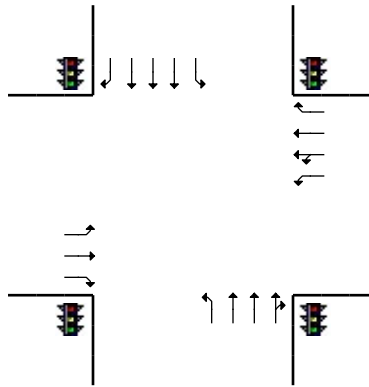
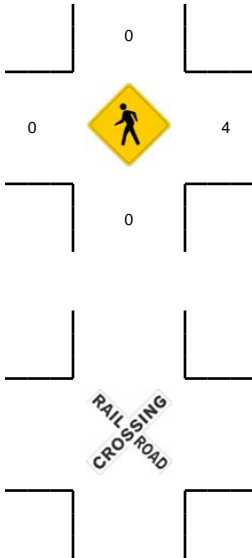
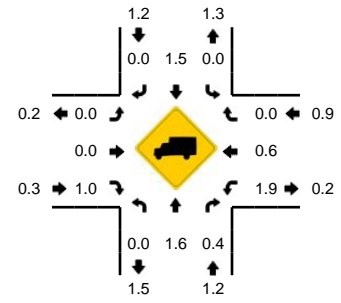


**LOCATION:** SE 164th Ave -- SE McGillivray Blvd  
**CITY/STATE:** Vancouver, WA

**QC JOB #:** 10309610  
**DATE:** 12/4/2007



**Peak-Hour: 4:35 PM -- 5:35 PM**  
**Peak 15-Min: 5:00 PM -- 5:15 PM**



5-Min Count Period Beginning At	SE 164th Ave (Northbound)				SE 164th Ave (Southbound)				SE McGillivray Blvd (Eastbound)				SE McGillivray Blvd (Westbound)				Total	Hourly Totals	
	Left	Thru	Right	U	Left	Thru	Right	U	Left	Thru	Right	U	Left	Thru	Right	U			
4:00 PM	13	72	22	0	9	68	5	0	6	14	8	0	17	23	9	0	266		
4:05 PM	10	110	21	0	15	94	2	0	3	7	6	1	10	13	11	0	303		
4:10 PM	12	69	15	0	25	65	1	0	0	15	11	0	18	12	12	0	255		
4:15 PM	14	116	23	0	10	81	1	0	4	14	6	0	15	10	12	0	306		
4:20 PM	14	68	23	0	19	64	2	0	7	22	4	0	17	10	16	0	266		
4:25 PM	24	117	23	0	15	73	0	0	4	10	9	0	7	9	9	0	300		
4:30 PM	18	77	15	0	15	71	1	0	3	16	13	0	14	7	10	0	260		
4:35 PM	22	108	24	0	11	113	2	0	6	12	8	0	14	11	11	0	342		
4:40 PM	24	87	21	0	14	78	3	0	12	14	8	0	13	17	20	0	311		
4:45 PM	25	106	19	0	5	82	3	0	5	14	8	0	13	10	16	0	306		
4:50 PM	10	75	14	0	18	67	2	0	5	18	8	0	25	13	8	0	263		
4:55 PM	18	99	23	0	18	82	5	0	8	16	10	0	13	13	11	0	316	3494	
5:00 PM	7	73	26	0	22	85	3	0	11	13	12	0	30	18	15	0	315	3543	
5:05 PM	19	127	18	1	16	106	3	0	3	14	10	0	15	12	9	0	353	3593	
5:10 PM	16	94	18	0	18	86	3	0	7	13	7	0	20	20	22	0	324	3662	
5:15 PM	23	115	21	0	10	69	1	0	9	11	7	0	12	11	10	0	299	3655	
5:20 PM	9	80	14	0	10	98	2	0	4	20	3	0	23	13	15	0	291	3680	
5:25 PM	16	120	18	0	9	86	4	0	6	15	4	0	16	17	5	0	316	3696	
5:30 PM	9	69	19	0	16	77	3	0	7	12	14	0	22	14	6	0	268	3704	
5:35 PM	13	118	21	0	12	87	0	0	4	12	12	0	15	15	17	0	326	3688	
5:40 PM	11	66	16	0	25	60	3	0	3	15	12	0	12	16	8	1	248	3625	
5:45 PM	10	163	24	0	4	90	4	0	4	12	9	0	14	9	10	0	353	3672	
5:50 PM	9	77	20	0	18	73	0	1	6	14	9	0	16	15	8	0	266	3675	
5:55 PM	11	103	16	0	7	76	0	0	5	13	14	0	13	7	13	0	278	3637	
Peak 15-Min Flowrates	Northbound				Southbound				Eastbound				Westbound				Total		
All Vehicles	168	1176	248	4	224	1108	36	0	84	160	116	0	260	200	184	0	3968		
Heavy Trucks	0	16	0		0	16	0		0	0	0		8	4	0		44		
Pedestrians		0				0				0				4				4	
Bicycles																			
Railroad																			
Stopped Buses																			

Comments: