

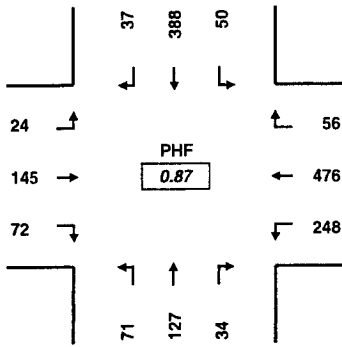
INTERSECTION: **NE Covington Rd--NE 4t Plain Rd--**
 PROJECT ID#: **6552**
 QC JOB #: **10035601**

START TIME: **7:00 AM**
 END TIME: **9:00 AM**
 DATE: **4/22/2004**

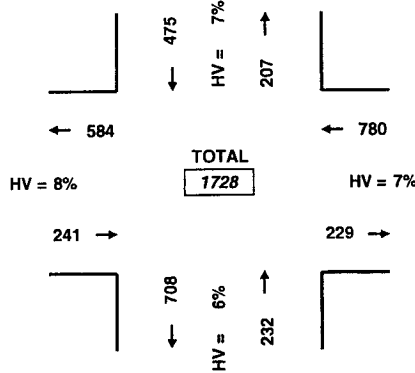


16285 SW 85th Avenue, Ste. 105
 Tigard, OR 97224
 Phone: 503-620-4242
 Fax: 503 620-4545
 email: jrw@qualitycounts.net
www.qualitycounts.net

PEAK HOUR TURNING MOVEMENTS



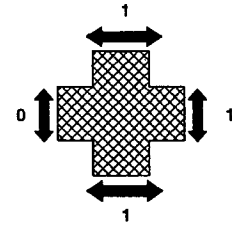
PEAK HOUR LINK VOLUMES



PEAK HOUR: **7:15 AM TO 8:15 AM**

PEAK 15 MINUTES: **7:45 AM TO 8:00 AM**

PEAK HOUR PED CROSSING VOLUMES



5-MINUTE COUNT PERIOD BEGINNING AT	NE Covington Rd-- (Southbound)			NE 4t Plain Rd-- (Westbound)			NE Covington Rd-- (Northbound)			NE 4t Plain Rd-- (Eastbound)			Crosswalk Usage (Peds By Approach)				TOTAL	
	Right	Thru	Left	Right	Thru	Left	Right	Thru	Left	Right	Thru	Left	North	East	South	West	Veh	Peds
7:00 AM	2	22	2	2	17	12	5	7	9	4	14	2	0	0	0	0	98	0
7:05 AM	3	25	3	1	19	10	2	8	1	4	11	4	1	0	0	0	91	1
7:10 AM	4	27	4	5	19	16	5	11	3	2	13	1	0	0	1	0	110	1
7:15 AM	2	25	4	1	39	28	1	12	4	4	8	1	0	0	0	0	129	0
7:20 AM	1	34	5	1	37	17	3	10	10	9	12	3	0	1	1	0	142	2
7:25 AM	1	44	2	4	21	17	3	10	3	6	10	0	0	0	0	0	121	0
7:30 AM	5	28	3	5	52	30	1	2	5	4	15	3	1	0	0	0	153	1
7:35 AM	3	31	3	8	49	25	4	8	8	9	11	3	0	0	0	0	162	0
7:40 AM	2	50	7	9	37	15	3	13	5	9	19	3	0	0	0	0	172	0
7:45 AM	5	32	6	7	45	27	2	18	3	8	15	3	0	0	0	0	171	0
7:50 AM	5	39	8	2	50	20	2	16	8	5	10	1	0	0	0	0	166	0
7:55 AM	1	36	1	5	42	23	6	12	6	7	15	3	0	0	0	0	157	0
8:00 AM	7	27	3	7	38	12	1	6	9	4	11	1	0	0	0	0	126	0
8:05 AM	3	24	4	2	35	19	5	5	6	3	8	1	0	0	0	0	115	0
8:10 AM	2	18	4	5	31	15	3	15	4	4	11	2	0	0	0	0	114	0
8:15 AM	6	19	4	3	37	15	2	11	6	1	16	2	0	0	0	0	122	0
8:20 AM	5	32	2	4	21	8	3	12	8	8	17	6	0	0	0	0	126	0
8:25 AM	4	29	3	4	35	10	1	8	7	5	13	1	0	0	0	0	120	0
8:30 AM	2	27	7	2	31	11	1	12	4	10	20	3	0	0	0	0	130	0
8:35 AM	7	20	2	2	26	12	2	16	2	9	17	3	0	0	0	0	118	0
8:40 AM	6	28	11	6	27	14	1	11	1	7	15	4	0	0	0	0	131	0
8:45 AM	3	26	7	5	47	18	1	8	11	9	17	4	1	0	0	0	156	1
8:50 AM	5	27	9	7	40	9	2	17	5	6	19	6	0	0	0	0	152	0
8:55 AM	7	25	4	3	38	21	1	14	5	8	14	6	0	0	0	0	146	0
HOURLY TOTALS	Southbound			Westbound			Northbound			Eastbound			Pedestrians By Approach				TOTAL	
	Right	Thru	Left	Right	Thru	Left	Right	Thru	Left	Right	Thru	Left	North	East	South	West	Veh	Peds
7:00 AM	34	393	48	50	427	240	37	127	65	71	153	27	2	1	2	0	1672	5
7:15 AM	37	388	50	56	476	248	34	127	71	72	145	24	1	1	1	0	1728	3
7:30 AM	48	365	48	61	472	219	33	126	75	67	161	29	1	0	0	0	1704	1
7:45 AM	53	331	55	49	418	186	29	142	64	71	168	30	0	0	0	0	1596	0
8:00 AM	57	302	60	50	406	164	23	135	68	74	178	39	1	0	0	0	1556	1