

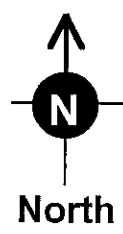
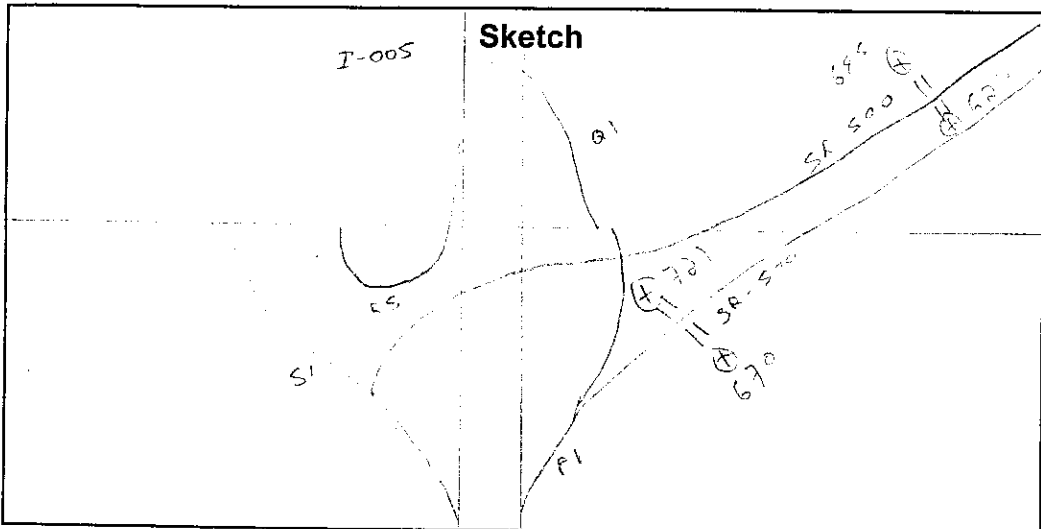
# GK Traffic Counter

Interval  60 Min.  15 Min.  
 2 Tube Classification   
 Lane No.  1  2 LANE 1 OF 2  
 1 Channel Tube A+B   
 2 Channel Tube A, B   
 Direction Channel A \_\_\_\_\_  
 Direction Channel B \_\_\_\_\_  
 Module No. 14867

Counter No. 685 Count ID HPMS  
 SR 500 RRT \_\_\_\_\_ MP 0.00  
 Leg (-) 2 Direction WE OSID \_\_\_\_\_

Station Description - ON SR-500 AT BEGIN ROUTE  
ON SR 500 E/O NE 39TH ST OFF RAMP

Date	Day	Time	Comments
4/28/03	2	1435 1439	Manual A _____ B _____ Counter A _____ B _____  SPT OK 12/4/03 6.50
4/29	3	1050	Manual A <u>25</u> B _____ Counter A <u>25</u> B _____  CHECK OK 6.50
4/30	4	12:1	Manual A <u>17</u> B _____ Counter A <u>17</u> B _____  CHECK OK 6.5
5/01	5	1030	Manual A _____ B _____ Counter A _____ B _____  CHECK OK 6.5
5/02	5	0829	Manual A <u>1</u> B _____ Counter A <u>1</u> B _____  PULIK BS/5m 6.5



RIAKE / RAINIS  
Field Person

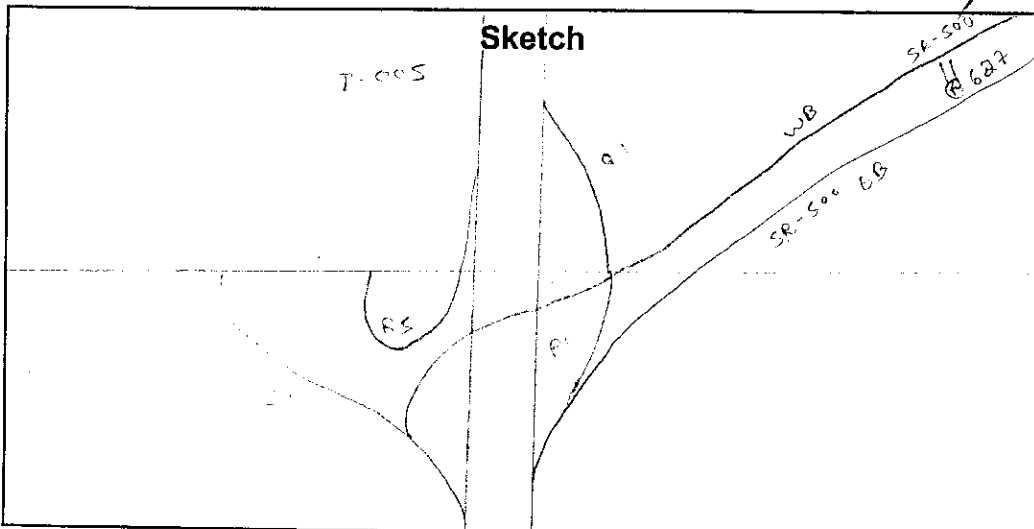
# GK Traffic Counter

Interval  60 Min.  15 Min.  
 2 Tube Classification   
 Lane No.  1  2 **LANE 2 OF 2**  
 1 Channel Tube A+B   
 2 Channel Tube A, B   
 Direction Channel A \_\_\_\_\_  
 Direction Channel B \_\_\_\_\_  
 Module No. 21459

Counter No. 627 Count ID HAMS  
 SR 500 RRT \_\_\_\_\_ MP 0.00  
 Leg 1-2 Direction WB OSID \_\_\_\_\_

Station Description - ON SR-500 AT BEOLA ROUTE  
ON SR 500 E/O NE 39TH ST OFF RAMP

Date	Day	Time	Comments
4/28/03	2	1439	Manual A 1 B Counter A 1 B SET OK DB 6.50
4/29	3	1055	Manual A 55 B Counter A 55 B CHECK OK 6.50
4/30	4	154	Manual A 29 B Counter A 29 B CHECK OK 6.40
5/01	5	1020	Manual A B Counter A B CHECK OK
5/02	6	0828	Manual A 1 B Counter A 1 B PU/OK BS/5M 6.40



BLAKE/LAWLS

Field Person



# GK Traffic Counter

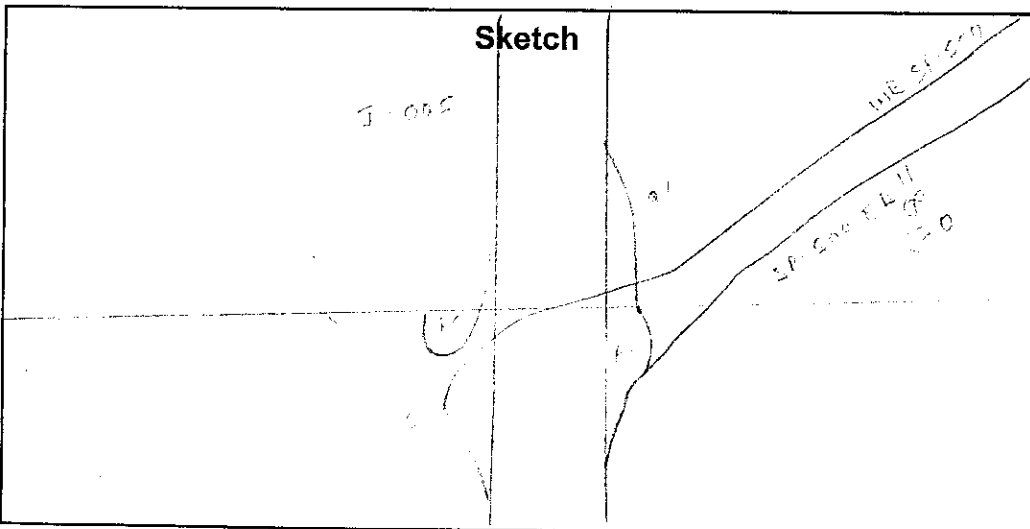
Interval  60 Min.  15 Min.  
 2 Tube Classification   
 Lane No.  1  2 **LANE 1 OF 2**  
 1 Channel Tube A+B   
 2 Channel Tube A, B   
 Direction Channel A \_\_\_\_\_  
 Direction Channel B \_\_\_\_\_  
 Module No. 21456

Counter No. 670 Count ID HPMS  
 SR 500 RRT \_\_\_\_\_ MP 0.00  
 Leg (-) 2 Direction EB OSID \_\_\_\_\_

Station Description - ON SR 500 AT 0.000 MILES  
ON SR 500 E/O NE 39TH ST OFF RAMP

Date	Day	Time	Comments
04/28/03	2	1443	Manual A B Counter A B SET BY BJ/DM SET OK NO LOG 6.40
4/29	3	1105	Manual A 23 B Counter A 23 B CHECK OK 6.30
4/30	4	1148	Manual A 18 B Counter A 18 B CHECK OK 6.30
5/01	5	1420	Manual A B Counter A B TUBE CHECK
5/02	6	0848	Manual A 1 B Counter A 1 B PU/OK 3m/RS 6.30

### Sketch



BLAKE Pauls  
Field Person



# GK Traffic Counter

Interval  60 Min.  15 Min.  
 2 Tube Classification   
 Lane No.  1  2 **LANE 2 OF 2**

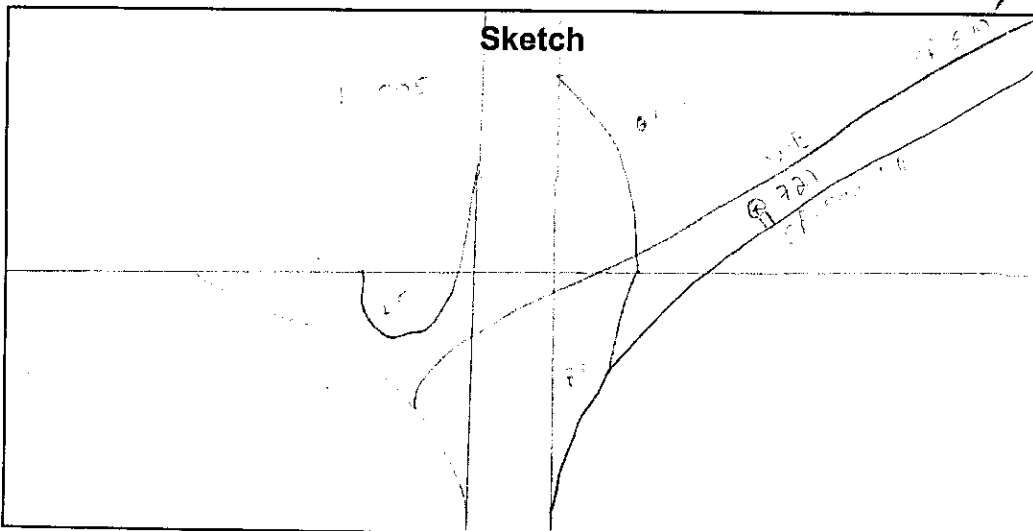
1 Channel Tube A+B   
 2 Channel Tube A, B   
 Direction Channel A \_\_\_\_\_  
 Direction Channel B \_\_\_\_\_  
 Module No. 14587

Counter No. 721 Count ID HPMS  
 SR 500 RRT \_\_\_\_\_ MP 0.00  
 Leg (-) 2 Direction EE OSID \_\_\_\_\_

Station Description - ON SR 500 AT 39th RAMP  
ON SR 500 E/O NE 39TH ST OFF RAMP

Date	Day	Time	Comments
04/29/03	2	1750	Manual A B Counter A B SITING BEING SET UP
04/29	3	1111	Manual A 27 B Counter A 27 B CHECK OK 6.4
04/30	4	1206	Manual A 17 B Counter A 17 B CHECK OK 6.4
05/01	5	1730	Manual A B Counter A B TUBE CHECK
05/02	6	0849	Manual A 1 B Counter A 1 B PO/AK R5/3m 6.5

Sketch



BLAKE POWERS  
Field Person

STATE OF WASHINGTON - DEPARTMENT OF TRANSPORTATION  
 TRIP SYSTEM  
 HOURLY TRAFFIC CLASSIFICATION SUMMARY

SR 500	MP 000.00	OFF SYSTEM ID.	LEG 2	DESCRIPTION: ON SR 500 E/O NE 39TH ST OFF RAMP	LANE 1	OF 2									
COUNT IDENTIFIER	HPMS	COUNTER NUMBER	000685												
04-28-03															
MONDAY															
AM HOURS	CARS PICKUPS	BUS	SINGLE UNITS 4+	SINGLE UNIT %	DOUBLE UNITS 4-	DOUBLE UNITS 5	DOUBLE UNITS 6+	DOUBLE UNIT %	5-	TRAINS 6	TRAINS 7+	TRAIN %	TRUCK %	CLASS UNKNOWN	TOTAL VEHICLES
12 - 1	1														
1 - 2	2														
2 - 3	3														
3 - 4	4														
4 - 5	5	1	1	5.3	5	1	2	2.8			2	.8	8.9		247
5 - 6	6	1	1	6.0	3	1	2	1.7			2	.9	8.6		232
6 - 7	7	1	1	3.7		1	2	3.7			2	.5	4.2		214
7 - 8	8	5	5	2.8		1	5	2.8			5	.6	3.4		179
8 - 9	9	1	1	3.4		1	1	.7			1	.9	4.0		149
9 - 10	10	1	1	1.9		1	1	.9		1	1	1.9	4.7		107
10 - 11	11	1	1	2.6		1	1	2.6			1	1.9	4.7		114
11 - 12	12	2	2	2.6		1	2	2.6			2	1.9	5.1		78
	53														53
AM TOTAL	1298	5	44	2	1	3.8	9	9	6	2	1.2	1	5.5		1373
PM TOTAL	1298	5	44	2	1	3.8	9	6	2	1.2	1	5.5			1373
DAY TOTAL	1298	5	44	2	1	3.8	9	6	2	1.2	1	5.5			1411

2-AXLE EQUIVALENT

SR 500	MP 000.00	OFF SYSTEM ID.	LEG 2	DIRECTION OF TRAFFIC	WESTBOUND	LANE 1	OF 2							
COUNT IDENTIFIER	HPMS	COUNTER NUMBER	000685	DESCRIPTION: ON SR 500 E/O NE 39TH ST OFF RAMP										
04-29-03														
TUESDAY														
AM HOURS	CARS PICKUPS	BUS	SINGLE MED	HVY	4+	SINGLE UNIT %	DOUBLE	5-	6	7+	TRAIN %	TRUCK %	CLASS UNKNOWN	TOTAL VEHICLES
12 - 1	19		1			7.1						7.1		19
1 - 2	13					14.3						14.3		14
2 - 3	12		2			11.8						11.8		14
3 - 4	15					6.2						6.2		17
4 - 5	61		3			5.3						5.3		65
5 - 6	194		9			8.0						8.0		206
6 - 7	422		29			4.9						4.9		464
7 - 8	492		23			3.6						3.6		528
8 - 9	331		13			8.3						8.3		357
9 - 10	208		13			3.7						3.7		242
10 - 11	178		7			3.1						3.1		191
11 - 12	219		16			7.3						7.3		245
PM HOURS														
12 - 1	238		15			5.7						5.7		264
1 - 2	269		18			6.8						6.8		295
2 - 3	248		10			5.5						5.5		274
3 - 4	247		9			3.8						3.8		263
4 - 5	242		7			3.1						3.1		257
5 - 6	260		3			1.1						1.1		267
6 - 7	201		6			2.9						2.9		209
7 - 8	149		5			3.2						3.2		155
8 - 9	112		6			5.1						5.1		118
9 - 10	110		3			2.7						2.7		113
10 - 11	69		2			4.0						4.0		75
11 - 12	59		1			1.7						1.7		60
AM TOTAL	2164	12	116	13	1	6.0						6.0		2362
PM TOTAL	2204	5	84	5	1	4.0						4.0		2350
DAY TOTAL	4368	17	200	18	1	5.0						5.0		4712
														4889

2-AXLE EQUIVALENT

STATE OF WASHINGTON - DEPARTMENT OF TRANSPORTATION  
TRIP SYSTEM  
HOURLY TRAFFIC CLASSIFICATION SUMMARY

SR 500 MP 000.00 OFF SYSTEM ID. LEG 2 DESCRIPTION: ON SR 500 E/O NE 39TH ST OFF RAMP LANE 1 OF 2

04-30-03 WEDNESDAY AM HOURS	CARS PICKUPS	BUS	SINGLE MED	UNITS HVV	4+	SINGLE UNIT %	DOUBLE 4-	UNITS 5	6+	DOUBLE UNIT %	5-	TRAINS 6	7+	TRAIN %	TRUCK %	CLASS UNKNOWN	TOTAL VEHICLES
12 - 1	24					4.0									4.0		25
1 - 2	18		1			5.9	1		1	11.8					17.6		17
2 - 3	14		1			9.1									9.1		17
3 - 4	20		1			4.8									4.8		22
4 - 5	59		1			6.4	6		1	1.0					7.4		62
5 - 6	189		1			6.4	1		1	1.5					7.7		204
6 - 7	420		3			6.2	4		3	1.7					6.6		455
7 - 8	498		2			4.5	4		1	2.1					8.9		533
8 - 9	346		2			5.5	3		1	1.7					8.9		380
9 - 10	215		1			5.9	3		1	1.6					10.9		236
10 - 11	221		1			8.5	1		1	1.6					9.2		248
11 - 12	227		3			6.8	1		1	1.2					9.2		250
PM HOURS																	
12 - 1	252		19			7.5	3		1	1.4					9.7		279
1 - 2	271		8			3.1	3		2	2.1					5.2		286
2 - 3	212		12			5.9	1		1	3.0					10.2		236
3 - 4	229		16			7.0	2		5	1.6					10.9		257
4 - 5	244		4			1.6	4		2	1.6					3.2		252
5 - 6	215		4			3.6	1			.4					4.0		224
6 - 7	188		3			2.1	1		1	.5					2.6		193
7 - 8	165		6			3.5	1		1	1.2					4.6		173
8 - 9	137		6			4.1	1		2	1.4					6.2		146
9 - 10	112		4			3.4	1		1	1.7					5.1		118
10 - 11	87		1			1.1	1			1.1					2.2		89
11 - 12	90		2			2.2									3.2		93
AM TOTAL	2251		12			5.9	15		9	1.6					8.1		2450
PM TOTAL	2202		4			4.1	17		3	1.4					6.1		2346
DAY TOTAL	4453		16			5.0	32		12	1.5					7.2		4796
															2-AXLE EQUIVALENT		4978

STATE OF WASHINGTON - DEPARTMENT OF TRANSPORTATION  
TRIP SYSTEM  
HOURLY TRAFFIC CLASSIFICATION SUMMARY

SR 500	MP 000.00	OFF SYSTEM ID.	LEG 2	DESCRIPTION: ON SR 500 E/O NE 39TH ST OFF RAMP	DIRECTION OF TRAFFIC	WESTBOUND	LANE 1	OF 2							
COUNT IDENTIFIER	HPMS	COUNTER NUMBER	000685	000685											
05-01-03															
THURSDAY															
AM HOURS	CARS PICKUPS	BUS	SINGLE MED	SINGLE UNIT %	DOUBLE 4-	DOUBLE 5	DOUBLE 6+	DOUBLE UNIT %	5-	TRAINS 6	TRAINS 7+	TRAIN %	TRUCK %	CLASS UNKNOWN	TOTAL VEHICLES
12 - 1	30		1	3.2									3.2		31
1 - 2	21														21
2 - 3	10														13
3 - 4	17														19
4 - 5	45														49
5 - 6	193														205
6 - 7	429														467
7 - 8	489														516
8 - 9	338														369
9 - 10	209														234
10 - 11	209														234
11 - 12	222														244
PM HOURS															247
12 - 1	271														296
1 - 2	252														271
2 - 3	235														254
3 - 4	254														278
4 - 5	253														269
5 - 6	225														234
6 - 7	197														205
7 - 8	153														157
8 - 9	123														129
9 - 10	96														100
10 - 11	80														85
11 - 12	61														62
AM TOTAL	2212														2415
PM TOTAL	2200														2340
DAY TOTAL	4412														4755
															4935

2-AXLE EQUIVALENT



STATE OF WASHINGTON - DEPARTMENT OF TRANSPORTATION  
TRIP SYSTEM  
HOURLY TRAFFIC CLASSIFICATION SUMMARY

SR 500 MP 000.00 OFF SYSTEM ID. LEG 2 DIRECTION OF TRAFFIC WESTBOUND LANE 1 OF 2

COUNT IDENTIFIER HPMS COUNTER NUMBER 000685 DESCRIPTION: ON SR 500 E/O NE 39TH ST OFF RAMP

05-02-03

FRIDAY AM HOURS	CARS PICKUPS	BUS	SINGLE MED	UNITS HVVY	4+	SINGLE UNIT %	DOUBLE 4-	DOUBLE 5	DOUBLE 6+	DOUBLE UNIT %	5-	TRAINS 6	TRAINS 7+	TRAIN %	TRUCK %	CLASS UNKNOWN	TOTAL VEHICLES
12 - 1	29																29
1 - 2	9		1			18.2											11
2 - 3	13						1		1	13.3							15
3 - 4	24					4.0				4.0							15
4 - 5	44		2			11.3			2	5.7							25
5 - 6	168		10			6.1			1	1.6							53
6 - 7	387		24			7.3			6	1.6							180
7 - 8	439		18			4.7			2	1.5							427
8 - 9		3					5		2								470
9 - 10																	
10 - 11																	
11 - 12																	
PM HOURS																	
12 - 1																	
1 - 2																	
2 - 3																	
3 - 4																	
4 - 5																	
5 - 6																	
6 - 7																	
7 - 8																	
8 - 9																	
9 - 10																	
10 - 11																	
11 - 12																	

AM TOTAL	1113	7	55	11		6.0	14	5	1	1.7		4		.3	8.0		1210
PM TOTAL																	

DAY TOTAL	1113	7	55	11		6.0	14	5	1	1.7		4		.3	8.0		1210

2-AXLE EQUIVALENT

STATE OF WASHINGTON - DEPARTMENT OF TRANSPORTATION  
 TRIP SYSTEM HOURLY TRAFFIC CLASSIFICATION SUMMARY

SR 500 MP 000.00 OFF SYSTEM ID. LEG 2 DIRECTION OF TRAFFIC WESTBOUND LANE 2 OF 2

COUNT IDENTIFIER HPMS COUNTER NUMBER 000627 DESCRIPTION: ON SR 500 E/O NE 39TH ST OFF RAMP

04-28-03	CARS PICKUPS	BUS	SINGLE MED	UNITS HVY	4+	SINGLE UNIT %	DOUBLE 4-	DOUBLE 5	DOUBLE 6+	DOUBLE UNIT %	5-	TRAINS 6	TRAINS 7+	TRAIN %	TRUCK %	CLASS UNKNOWN	TOTAL VEHICLES
MONDAY																	
AM HOURS																	
12 - 1	1																1
1 - 2	2																2
2 - 3	3																3
3 - 4	4																4
4 - 5	514	7	16	2	1	4.7	10	2		2.2			1	.2	7.1		553
5 - 6	523	4	20	2		4.6	12			2.1				.2	6.8		561
6 - 7	513		8			1.5	5	2	1	1.5				.2	3.2		530
7 - 8	421		9	2		2.5	1			2.2			1	.3	3.0		434
8 - 9	281	1	4			1.7	3	1		1.4			1	.3	3.4		291
9 - 10	227		2			.9	1			.4					1.3		230
10 - 11	206		4			1.9				1.4				.7	1.9		210
11 - 12	129		5			5.0	2			.9					7.2		139
AM TOTAL	2922	12	70	8	1	3.0	35	5	1	1.3	2	1	2	.2	4.5		3059
PM TOTAL	2922	12	70	8	1	3.0	35	5	1	1.3	2	1	2	.2	4.5		3059
DAY TOTAL	2922	12	70	8	1	3.0	35	5	1	1.3	2	1	2	.2	4.5		3119

2-AXLE EQUIVALENT

STATE OF WASHINGTON - DEPARTMENT OF TRANSPORTATION  
TRIP SYSTEM  
HOURLY TRAFFIC CLASSIFICATION SUMMARY

SR 500 MP 000.00 OFF SYSTEM ID. LEG 2 DIRECTION OF TRAFFIC WESTBOUND LANE 2 OF 2

COUNT IDENTIFIER HPMS COUNTER NUMBER 000627 DESCRIPTION: ON SR 500 E/O NE 39TH ST OFF RAMP

DAY	TOTAL	CARS PICKUPS	BUS	MED	SINGLE UNITS HVY	4+	SINGLE UNIT %	DOUBLE UNITS 4-	5	6+	DOUBLE UNITS UNIT %	5-	TRAINS 6	7+	TRAIN %	TRUCK %	CLASS UNKNOWN	TOTAL VEHICLES
04-29-03																		
TUESDAY																		
AM HOURS																		
12 - 1	38																	38
1 - 2	25																	25
2 - 3	34																	34
3 - 4	65																	65
4 - 5	147																	147
5 - 6	562																	562
6 - 7	951																	951
7 - 8	1076																	1076
8 - 9	900																	900
9 - 10	599																	599
10 - 11	414																	414
11 - 12	516																	516
PM HOURS																		
12 - 1	574																	574
1 - 2	550																	550
2 - 3	573																	573
3 - 4	548																	548
4 - 5	554																	554
5 - 6	563																	563
6 - 7	457																	457
7 - 8	309																	309
8 - 9	222																	222
9 - 10	223																	223
10 - 11	154																	154
11 - 12	75																	75
AM TOTAL	5327																	5327
PM TOTAL	4802																	4802
DAY TOTAL	10129																	10129

2-AXLE EQUIVALENT 10751 11028

SR 500 MP 000.00 OFF SYSTEM ID. LEG 2 DIRECTION OF TRAFFIC WESTBOUND LANE 2 OF 2  
COUNT IDENTIFIER HPMS COUNTER NUMBER 000627 DESCRIPTION: ON SR 500 E/O NE 39TH ST OFF RAMP

DATE	TIME	CARS PICKUPS	BUS MED	SINGLE UNITS HVY	4+	SINGLE UNIT %	DOUBLE UNITS 4-	5	6+	DOUBLE UNIT %	5- TRAINS	6	7+	TRAIN %	TRUCK %	CLASS UNKNOWN	TOTAL VEHICLES
04-30-03	AM HOURS	28	1	2		9.1	4	5		6.1					15.2		33
	12 -	31	1			3.0	1	1		3.0					6.1		31
	1 -	61				7.5			1	1.5					9.0		67
	2 -	157	1			6.0	2		1	.5		1	2	.2	6.0		167
	3 -	598				4.1	11		3	2.5			1	.2	7.2		650
	4 -	943	1			4.0	7		1	1.4			1	.2	5.6		627
	5 -	1036				4.3	5		1	1.0			1	.2	5.4		624
	6 -	872	2			4.5	9		1	.8			1	.3	6.4		625
	7 -	552	2			2.2	5		1	.6			1	.3	3.4		597
	8 -	537	3			1.0	3		1	.3			1	.3	3.1		488
	9 -	511	2			2.5	2			.6			1	.3	2.6		304
	10 -		1			1.5	1			.4				.4	2.9		276
	11 -		2			.5	1			.5				.5	.9		217
	12 -		2			3.1	1			2.1			1	.5	2.6		194
	PM HOURS																96
	1 -	564	2			4.0	7		3	1.7			1	.2	5.8		599
	2 -	603	4			4.8	11		2	2.5			1	.2	7.2		650
	3 -	592	2			4.0	7		1	1.4			1	.2	5.6		627
	4 -	590	7			4.3	5		1	1.0			1	.2	5.4		624
	5 -	585	7			4.5	9		1	.8			1	.3	6.4		625
	6 -	577				2.2	5		1	.6			1	.3	3.4		597
	7 -	473				1.0	3			.3			1	.3	3.1		488
	8 -	296	1			2.5	2		1	.6			1	.3	2.6		304
	9 -	268				1.5	1			.4				.4	2.9		276
	10 -	215				.5	1			.5				.5	.9		217
	11 -	189				3.1	1			2.1			1	.5	2.6		194
	12 -	90															96
	AM TOTAL	5357	11			4.4	55		23	1.5			9	.2	6.1		5704
	PM TOTAL	5042	23			3.3	53		10	1.3			5	.2	4.8		5297
	DAY TOTAL	10399	34			3.9	108		33	1.4			14	.2	5.5		11001
															2-AXLE EQUIVALENT		11259

STATE OF WASHINGTON - DEPARTMENT OF TRANSPORTATION  
TRIP SYSTEM  
HOURLY TRAFFIC CLASSIFICATION SUMMARY

SR 500	MP 000.00	OFF SYSTEM ID.	LEG 2	DESCRIPTION: ON SR 500 E/O NE 39TH ST OFF RAMP	DIRECTION OF TRAFFIC	WESTBOUND	LANE 2	OF 2								
COUNT IDENTIFIER	HPMS	COUNTER NUMBER	000627													
05-01-03																
THURSDAY																
AM HOURS	CARS PICKUPS	BUS	SINGLE MED	UNITS HVY	4+	SINGLE UNIT %	DOUBLE	UNITS 6+	DOUBLE UNIT %	5-	TRAINS 6	7+	TRAIN %	TRUCK %	CLASS UNKNOWN	TOTAL VEHICLES
12 - 1	47		1			2.0	4	5	4.0					6.0		50
1 - 2	29	2				7.0	2	1	2.3					9.3		29
2 - 3	39		1			5.6								5.6		43
3 - 4	68					8.3	1		.6					8.9		72
4 - 5	153					3.6	7		1.1					5.4		168
5 - 6	598	1	12	1	1	4.3	10	5	1.5					6.0		632
6 - 7	957	4	19	3	1	4.3	18	3	2.1					4.9		1018
7 - 8	975	4	39	1	4	2.5	15	4	2.1		1			6.5		1025
8 - 9	860	1	19	2	2	4.5	9	2	1.7					7.0		920
9 - 10	587	4	30	5	2	5.1	9	4	2.0					7.5		631
10 - 11	542	2	27	2	1	5.5	9	2	1.5					6.0		586
11 - 12	551	2	26	3	1	4.1	6	3								586
PM HOURS																
12 - 1	602	1	11	4	4	2.5	5	6	1.9					4.4		630
1 - 2	631	2	28	2	1	4.9	11	1	1.9					6.9		678
2 - 3	546	4	16	4	5	4.9	10	1	1.9					7.0		587
3 - 4	592	5	25	1	1	5.1	3	4	1.1					6.2		631
4 - 5	636	3	6			1.4	10	1	1.8					2.5		596
5 - 6	581		12	6		2.0	3		.5					3.0		508
6 - 7	493	1	11	1	1	2.6	2	2	.8					3.6		358
7 - 8	349	1	4			1.4	1	1	.8					3.2		248
8 - 9	239		8			3.2			.5					2.0		251
9 - 10	243		4			2.0			.8					2.0		198
10 - 11	194		3			1.5	1	1	.5					4.2		198
11 - 12	91	1	1			2.1	1		1.1							95
AM TOTAL	5406	19	196	18	11	4.2	77	21	1.7					6.1		5760
PM TOTAL	5197	18	129	13	7	3.1	47	16	1.2					4.4		5437
DAY TOTAL	10603	37	325	31	18	3.7	124	37	1.5					5.3		11197
															2-AXLE EQUIVALENT	11461



SR 500 MP 000.00 OFF SYSTEM ID. LEG 2 DIRECTION OF TRAFFIC WESTBOUND LANE 12 OF 2

COUNT IDENTIFIER HPMS COUNTER NUMBER 000627 DESCRIPTION: ON SR 500 E/O NE 39TH ST OFF RAMP

04-28-03 MONDAY AM HOURS	CARS PICKUPS	BUS	SINGLE MED	UNITS HVV	4+	SINGLE UNIT %	DOUBLE 4-	UNITS 5	6+	DOUBLE UNIT %	5-	TRAINS 6	7+	TRAIN %	TRUCK %	CLASS UNKNOWN	TOTAL VEHICLES	
12 - 1																		
1 - 2																		
2 - 3																		
3 - 4																		
4 - 5																		
5 - 6																		
6 - 7																		
7 - 8																		
8 - 9																		
9 - 10																		
10 - 11																		
11 - 12																		
12 - 1																		
1 - 2																		
2 - 3																		
3 - 4																		
4 - 5																		
5 - 6																		
6 - 7																		
7 - 8																		
8 - 9																		
9 - 10																		
10 - 11																		
11 - 12																		
AM TOTAL	4220	17	114	10	2	3.2	44	11	3	1.3	3	1	7	.2	4.8		4432	
PM TOTAL	4220	17	114	10	2	3.2	44	11	3	1.3	3	1	7	.2	4.8		4432	
DAY TOTAL	4220	17	114	10	2	3.2	44	11	3	1.3	3	1	7	.2	4.8		4432	
																		4530

2-AXLE EQUIVALENT

DOT-RNB505A-B

STATE OF WASHINGTON - DEPARTMENT OF TRANSPORTATION  
TRIP SYSTEM  
HOURLY TRAFFIC CLASSIFICATION SUMMARY

DATE 06/12/03  
TIME 10:45:32  
PAGE 12

SR 500 MP 000.00 OFF SYSTEM ID. LEG 2 DIRECTION OF TRAFFIC WESTBOUND LANE 12 OF 2  
COUNT IDENTIFIER HPMS COUNTER NUMBER 000627 DESCRIPTION: ON SR 500 E/O NE 39TH ST OFF RAMP

04-29-03 TUESDAY AM HOURS	CARS PICKUPS	BUS	SINGLE MED	UNITS HVVY	4+	SINGLE UNIT %	DOUBLE 4-	UNITS 5	6+	DOUBLE UNIT %	5-	TRAINS 6	7+	TRAIN %	TRUCK %	CLASS UNKNOWN	TOTAL VEHICLES
12 - 1	57		1			2.4				7.1					9.5		57
1 - 2	38		2			7.8		3		2.0			1	1.1	9.8		42
2 - 3	46	1	7			8.9			1	1.1					11.1		51
3 - 4	80		15			7.5	1			1.4					8.0		90
4 - 5	208		25			5.9	3	5		1.1					5.3		226
5 - 6	756	2	72			5.8	15	3	1	1.4					7.98		798
6 - 7	1373	2	55			3.7	33	7	3	2.5		1			6.4		1484
7 - 8	1568	2	43			3.7	20	6	2	2.6					5.9		1675
8 - 9	1231	2	35			5.2	12	9		2.6					8.4		1308
9 - 10	807	6	36			6.7	10	7		2.6					9.3		881
10 - 11	592	3	37			5.5	9	5		1.8	1				7.4		653
11 - 12	735	3	42			5.5	10	8		2.3					8.2		794
PM HOURS																	
12 - 1	812	4	40			5.7	12	5	2	2.1		1			8.0		885
1 - 2	819	5	33			4.6	9	6	3	2.3					7.3		890
2 - 3	821	4	23			3.9	9	1	5	1.5		1			5.9		886
3 - 4	795	5	26			3.9	6	3	4	1.1					5.2		845
4 - 5	796	7	12			1.6	8	3	2	1.3					2.5		840
5 - 6	823	1	10			1.8	3	3	2	.6	2				2.6		852
6 - 7	658	2	8			1.9	2	1	1	.3					1.5		675
7 - 8	458	1	18			5.1	1			.3					5.6		470
8 - 9	334		5			1.5				.9					3.9		354
9 - 10	333					2.6	2			.7	1				2.2		338
10 - 11	223						1										232
11 - 12	134	1															137
AM TOTAL	7491	28	328			4.9	103	45	10	2.0		1	1		7.0		8059
PM TOTAL	7006	30	222			3.7	63	28	12	1.4		3	2		5.4		7404
DAY TOTAL	14497	58	550			4.3	166	73	22	1.7		4	3		6.2		15463
																	15916

2-AXLE EQUIVALENT



SR 500 MP 000.00 OFF SYSTEM ID. LEG 2 DIRECTION OF TRAFFIC WESTBOUND LANE 12 OF 2

COUNT IDENTIFIER HPMS COUNTER NUMBER 000627 DESCRIPTION: ON SR 500 E/O NE 39TH ST OFF RAMP

04-30-03 WEDNESDAY AM HOURS	CARS PICKUPS	BUS	SINGLE UNITS			DOUBLE UNITS			DOUBLE UNITS			5- TRAINS			TRUCK %	TRUCK %	CLASS UNKNOWN	TOTAL VEHICLES
			MED	HVY	4+	4-	5	6+	UNIT %	UNIT %	UNIT %	5-	6	7+				
12 - 1	52	1	2	1	1	1	1	1	3.4	2.0	1.1	4	3	24	10.3	6.7	8154	
1 - 2	49		1						2.0	2.0	1.1	4	3	24	10.3	6.7	8154	
2 - 3	45								2.1	4.2	1.1	4	3	24	10.3	6.7	8154	
3 - 4	81	1	5	1	1	1	1	1	7.9	4.2	1.1	4	3	24	10.3	6.7	8154	
4 - 5	216		11	2	2	2	2	2	5.7	1.1	1.1	4	3	24	10.3	6.7	8154	
5 - 6	787	1	35	1	1	1	1	1	4.7	1.6	1.1	4	3	24	10.3	6.7	8154	
6 - 7	1363	4	61	6	3	2	2	2	5.1	1.0	1.1	4	3	24	10.3	6.7	8154	
7 - 8	1534	2	45	7	1	1	1	1	3.4	1.9	1.1	4	3	24	10.3	6.7	8154	
8 - 9	1218	4	55	5	2	2	2	2	4.9	1.9	1.1	4	3	24	10.3	6.7	8154	
9 - 10	767	4	33	3	2	2	2	2	5.0	2.4	1.6	4	3	24	10.3	6.7	8154	
10 - 11	758	1	48	1	2	2	2	2	6.3	1.6	2.0	4	3	24	10.3	6.7	8154	
11 - 12	738	5	31	7	2	3	3	3	5.4	2.0	2.0	4	3	24	10.3	6.7	8154	
PM HOURS																		
12 - 1	816	2	39	2	2	2	2	2	5.1	1.6	1.6	4	3	24	10.3	6.7	8154	
1 - 2	874	4	34	1	1	1	1	1	4.3	2.4	1.6	4	3	24	10.3	6.7	8154	
2 - 3	804	4	34	1	1	1	1	1	4.3	2.4	1.6	4	3	24	10.3	6.7	8154	
3 - 4	819	8	33	2	2	2	2	2	5.1	1.1	1.1	4	3	24	10.3	6.7	8154	
4 - 5	829	7	23	1	1	1	1	1	3.6	1.7	1.1	4	3	24	10.3	6.7	8154	
5 - 6	792	1	21	1	1	1	1	1	2.6	1.7	1.1	4	3	24	10.3	6.7	8154	
6 - 7	661	1	14	1	1	1	1	1	2.3	1.3	1.3	4	3	24	10.3	6.7	8154	
7 - 8	461		7						1.9	1.3	1.3	4	3	24	10.3	6.7	8154	
8 - 9	405		13						3.1	1.3	1.3	4	3	24	10.3	6.7	8154	
9 - 10	327		5						1.5	1.3	1.3	4	3	24	10.3	6.7	8154	
10 - 11	276		4						1.4	1.3	1.3	4	3	24	10.3	6.7	8154	
11 - 12	180		4						2.6	1.1	1.1	4	3	24	10.3	6.7	8154	
AM TOTAL	7608	23	327	35	10	10	10	10	4.8	1.5	1.5	4	3	24	10.3	6.7	8154	
PM TOTAL	7244	27	231	6	10	10	10	10	3.6	1.3	1.3	4	3	24	10.3	6.7	8154	
DAY TOTAL	14852	50	558	41	20	20	20	20	4.2	1.4	1.4	4	3	39	6.0	6.0	15797	
2-AXLE EQUIVALENT																		
16236																		



STATE OF WASHINGTON - DEPARTMENT OF TRANSPORTATION  
TRIP SYSTEM  
HOURLY TRAFFIC CLASSIFICATION SUMMARY

SR 500 MP 000.00 OFF SYSTEM ID. LEG 2 DIRECTION OF TRAFFIC WESTBOUND LANE 12 OF 2  
COUNT IDENTIFIER HPMS COUNTER NUMBER 000627 DESCRIPTION: ON SR 500 E/O NE 39TH ST OFF RAMP

05-02-03	CARS PICKUPS	BUS MED	SINGLE UNITS HVY	4+	SINGLE UNIT %	DOUBLE UNITS 4-	5	6+	DOUBLE UNIT %	5-	TRAINS 6	7+	TRAIN %	TRUCK %	CLASS UNKNOWN	TOTAL VEHICLES
FRIDAY	85	3	1	1	3.4	1	1	2	1.1	1	2	2	4.1	4.5		89
12 - 1	44	1	1	1	4.1	1	1	2	2.0	1	2	2	4.1	10.2		49
1 - 2	55								5.2					5.2		58
2 - 3	83													6.7		89
3 - 4	207		1	1	6.7	2	2	2	1.7	1	1	1	.4	10.4		231
4 - 5	688		1	1	8.2	4	4	3	.8	1	1	1	.3	6.1		733
5 - 6	1277		7	2	5.0	19	1	3	1.7	1	4	4	.4	7.8		1385
6 - 7	1393		5	3	3.6	26	4		2.0		2	4	.4	6.1		1483
7 - 8																
8 - 9																
9 - 10																
10 - 11																
11 - 12																
AM TOTAL	3832	14	160	19	8	4.9	53	10	5	1.7	1	3	12	6.9		4117
PM TOTAL	3832	14	160	19	8	4.9	53	10	5	1.7	1	3	12	6.9		4117
DAY TOTAL	3832	14	160	19	8	4.9	53	10	5	1.7	1	3	12	6.9		4117

04-28-03 THRU 05-02-03  
AVERAGE WEEKDAY CLASSIFICATION VOLUMES \*\*\*\*\*  
CARS PICKUPS | BUS MED HVY | 4+ | SINGLE UNIT % | DOUBLE UNITS 4- | 5 | 6+ | DOUBLE UNIT % | 5- | TRAINS 6 | 7+ | TRAIN % | TRUCK % | CLASS UNKNOWN | TOTAL VEHICLES  
14788 | 52 | 545 | 46 | 18 | 4.2 | 157 | 68 | 20 | 1.6 | 3 | 4 | 37 | .3 | 6.0 | 15737  
AMD 2-AXLE EQUIVALENT 16183

TOTAL HOURS FOR COUNT 89  
3 DAYS FACTOR GROUP GR-02  
AVG WEEKDAY VOL 15737 X SEASONAL ADJ. FACTOR 0.9400 = ESTIMATED AVG DAILY TRAFFIC 14793

STATE OF WASHINGTON - DEPARTMENT OF TRANSPORTATION  
TRIP SYSTEM  
HOURLY TRAFFIC CLASSIFICATION SUMMARY

SR 500 MP 000.00 OFF SYSTEM ID. LEG 2 DIRECTION OF TRAFFIC EASTBOUND LANE 1 OF 2

COUNT IDENTIFIER HPMS COUNTER NUMBER 000670 DESCRIPTION: ON SR 500 E/O NE 39TH ST OFF RAMP

04-28-03	CARS PICKUPS	BUS	SINGLE MED	UNITS HVY	4+	SINGLE UNIT %	DOUBLE 4-	UNITS 5	6+	DOUBLE UNIT %	5- TRAINS 6	7+	TRAIN %	TRUCK %	CLASS UNKNOWN	TOTAL VEHICLES
12 - 1	1															1
11 - 2	2															2
10 - 3	3															3
9 - 4	4															4
8 - 5	5															5
7 - 6	6															6
6 - 7	7															7
5 - 8	8															8
4 - 9	9															9
3 - 10	10															10
2 - 11	11															11
1 - 12	12															12
AM TOTAL	3901	14	122	11		3.6	16	7	5	.7	5	.1	4.4		4081	
PM TOTAL	3901	14	122	11		3.6	16	7	5	.7	5	.1	4.4		4081	
DAY TOTAL	3901	14	122	11		3.6	16	7	5	.7	5	.1	4.4		4081	
-----																
															2-AXLE EQUIVALENT	4136

STATE OF WASHINGTON - DEPARTMENT OF TRANSPORTATION  
 TRIP SYSTEM  
 HOURLY TRAFFIC CLASSIFICATION SUMMARY

SR 500 MP 000.00 OFF SYSTEM ID. LEG 2 DIRECTION OF TRAFFIC EASTBOUND LANE 1 OF 2  
 COUNT IDENTIFIER HPMS COUNTER NUMBER 000670 DESCRIPTION: ON SR 500 E/O NE 39TH ST OFF RAMP

04-29-03 TUESDAY AM HOURS	CARS PICKUPS	BUS	SINGLE MED	HVY	4+	SINGLE UNIT %	DOUBLE 4-	DOUBLE 5	DOUBLE 6+	DOUBLE UNIT %	5-	TRAINS 6	TRAINS 7+	TRAIN %	TRUCK %	CLASS UNKNOWN	TOTAL VEHICLES
12 - 1	85	1	2			3.4		1		1.1					4.5		89
1 - 2	78		2			3.1	1			1.3					4.6		79
2 - 3	62		2			11.9				1.5					14.3		65
3 - 4	56		2			9.4	1			2.4					9.4		42
4 - 5	29		1			8.8	2			3.8					13.4		32
5 - 6	69		1			3.4	2			2.0					5.4		80
6 - 7	192		1			6.7	2			3.0					10.4		203
7 - 8	294		9			7.5	5			2.5	1				10.1		328
8 - 9	311		12			7.4	4			2.5					9.9		346
9 - 10	329		5			4.3	3			3.5					8.0		365
10 - 11	367		1			4.9	1			1.6					6.5		399
11 - 12	457		2			6.5	2			2.3	1				7.0		489
PM HOURS																	
12 - 1	515		3			6.4	5			1.1					8.7		554
1 - 2	514		2			4.6	2			1.1					6.1		563
2 - 3	596		3			5.2	5			1.1					6.5		635
3 - 4	609		4			3.1	5			1.5					4.2		651
4 - 5	699		4			3.5	6		2	1.5					4.6		733
5 - 6	705		5			2.4	3			1.5					2.6		736
6 - 7	532		4			3.5	1			1.5					3.7		546
7 - 8	445		4			3.3	1			1.5					3.6		462
8 - 9	317		4			4.4	1			1.5					3.6		329
9 - 10	304		1			4.4	1			1.5					5.0		320
10 - 11	202		1			2.4	1			1.5					3.8		210
11 - 12	139		2			4.1	1			1.5					4.8		146
AM TOTAL	2309		36			5.7	22			2.4					8.3		2517
PM TOTAL	5577		26			4.2	27			1.8	1	1	4	1.2	5.2		5885
DAY TOTAL	7886		62			4.7	49			1.3	2	1	12	1.2	6.1		8402

2-AXLE EQUIVALENT





STATE OF WASHINGTON - DEPARTMENT OF TRANSPORTATION  
 TRIP SYSTEM  
 HOURLY TRAFFIC CLASSIFICATION SUMMARY

SR 500 MP 000.00 OFF SYSTEM ID. LEG 2 DIRECTION OF TRAFFIC EASTBOUND LANE 1 OF 2

COUNT IDENTIFIER HPMS COUNTER NUMBER 000670 DESCRIPTION: ON SR 500 E/O NE 39TH ST OFF RAMP

05-02-03	CARS PICKUPS	BUS	SINGLE MED	SINGLE HVY	4+	SINGLE UNIT %	DOUBLE 4-	DOUBLE 5	DOUBLE 6+	DOUBLE UNIT %	5-	TRAINS 6	TRAINS 7+	TRAIN %	TRUCK %	CLASS UNKNOWN	TOTAL VEHICLES
FRIDAY	154		2	2		2.5	1	1		1.3			1	1.3	3.8		160
AM HOURS	73		6			7.5				2.3					8.8		80
12 - 1	79		5			6.9	2			1.8					9.2		87
1 - 2	51	2	2			7.1	1								8.9		56
2 - 3	48	1	2			5.9									5.9		51
3 - 4	83	2	5			9.6	1	1		2.1			1		11.7		94
4 - 5	192	2	8			4.9	2	6	1	1.5					6.8		206
5 - 6	313	8	15		1	7.7	4	6	1	3.1					10.8		351
6 - 7																	
7 - 8																	
8 - 9																	
9 - 10																	
10 - 11																	
11 - 12																	
PM HOURS																	
12 - 1																	
1 - 2																	
2 - 3																	
3 - 4																	
4 - 5																	
5 - 6																	
6 - 7																	
7 - 8																	
8 - 9																	
9 - 10																	
10 - 11																	
11 - 12																	
AM TOTAL	993	13	45	10	1	6.4	11	8	2	1.9			2	.2	8.5		1085
PM TOTAL																	
DAY TOTAL	993	13	45	10	1	6.4	11	8	2	1.9			2	.2	8.5	2-AXLE EQUIVALENT	1085



STATE OF WASHINGTON - DEPARTMENT OF TRANSPORTATION  
 TRIP SYSTEM  
 HOURLY TRAFFIC CLASSIFICATION SUMMARY

SR 500 MP 000.00 OFF SYSTEM ID. LEG 2 DIRECTION OF TRAFFIC EASTBOUND LANE 2 OF 2  
 COUNT IDENTIFIER HPMS COUNTER NUMBER 000721 DESCRIPTION: ON SR 500 E/O NE 39TH ST OFF RAMP

04-28-03 MONDAY AM HOURS	CARS PICKUPS	BUS	SINGLE MED	UNITS HVV	4+ SINGLE UNIT %	DOUBLE UNITS 4-	5 6+	DOUBLE UNITS 6+	DOUBLE UNIT %	5- TRAINS 7+	TRAIN %	TRUCK %	CLASS UNKNOWN	TOTAL VEHICLES
12 - 1	84			2	2.3	1			1.0	1	1.1	3.4		87
11 - 11	98			1	1.0				.7			2.0		100
10 - 10	141			3	2.1				.7			2.8		145
9 - 9	185			1	.5				2.1			2.6		190
8 - 8	221			9	4.7				.3			4.7		232
7 - 7	375			13	3.6				.6			3.8	1	391
6 - 6	625			10	1.6				.3			2.2		640
5 - 5	584	1		20	3.8				.3			4.4	2	613
4 - 4	526			22	4.1				1.3	1	.4	5.7	1	559
3 - 3														
2 - 2														
1 - 1														
AM TOTAL	2839	1		81	3.0	14	2	4	.7	2	.2	3.8	5	2957
PM TOTAL	2839	1		81	3.0	14	2	4	.7	2	.2	3.8	5	2957
DAY TOTAL	2839	1		81	3.0	14	2	4	.7	2	.2	3.8	5	2996

2-AXLE EQUIVALENT



STATE OF WASHINGTON - DEPARTMENT OF TRANSPORTATION  
 TRIP SYSTEM  
 HOURLY TRAFFIC CLASSIFICATION SUMMARY

SR 500	MP 000.00	OFF SYSTEM ID.	LEG 2	DESCRIPTION: ON SR 500 E/O NE 39TH ST OFF RAMP	DIRECTION OF TRAFFIC	EASTBOUND	LANE 2	OF 2					
COUNT IDENTIFIER	HPMS	COUNTER NUMBER	000721										
04-30-03													
WEDNESDAY													
AM HOURS	CARS PICKUPS	BUS	SINGLE MED	HVY	4+	SINGLE UNIT %	DOUBLE UNITS 4- 5 6+	DOUBLE UNIT %	5- TRAINS 6 7+	TRAIN %	TRUCK %	CLASS UNKNOWN	TOTAL VEHICLES
12 - 1	52		1			3.7					3.7	1	53
1 - 2	26												27
2 - 3	33												33
3 - 4	18		1			5.3							19
4 - 5	10					9.1							11
5 - 6	35		2			5.4							37
6 - 7	95		6		1	6.6	1				10.4		106
7 - 8	184		8		1	4.6	3				3.8		197
8 - 9	195		6			4.4	1				1.0		205
9 - 10	157		11			8.1	1				.5		173
10 - 11	185		9			6.4	1				2.0		204
11 - 12	232		10		2	4.5	2				.8		246
PM HOURS													
12 - 1	278		8		4	4.1	1				1.0		295
1 - 2	289		15			4.8	6				2.6		313
2 - 3	423		14		2	3.8	1				.9		447
3 - 4	491	1	21			4.1	1				.2		513
4 - 5	585		19		1	3.3	4				.3		612
5 - 6	620		18		1	2.8	2				.7		642
6 - 7	446	1	18		1	1.9	2				.9		462
7 - 8	224		6			3.0	1				.4		234
8 - 9	205		6			2.8	1				.9		214
9 - 10	204		7		1	3.7	1				1.8		217
10 - 11	111		2			1.7	3				.9		115
11 - 12	93		4			4.0	1				1.0		99
AM TOTAL	1222	10	53	5		5.2	6				1.1		1311
PM TOTAL	3969	3	127	9		3.3	24				.8		4163
DAY TOTAL	5191	13	180	14		3.8	30				.9		5474
													24
													5549

2-AXLE EQUIVALENT

STATE OF WASHINGTON - DEPARTMENT OF TRANSPORTATION  
 TRIP SYSTEM  
 HOURLY TRAFFIC CLASSIFICATION SUMMARY

SR 500	MP 000.00	OFF SYSTEM ID.	LEG 2	DESCRIPTION: ON SR 500 E/O NE 39TH ST OFF RAMP	DIRECTION OF TRAFFIC EASTBOUND	LANE 2	OF 2						
COUNT IDENTIFIER	HPMS	COUNTER NUMBER	000721										
05-01-03													
THURSDAY													
AM HOURS	CARS PICKUPS	BUS	SINGLE MED	UNITS HVY	4+	SINGLE UNIT %	DOUBLE UNITS 4- 5 6+	DOUBLE UNIT %	5- TRAINS 6 7+	TRAIN %	TRUCK %	CLASS UNKNOWN	TOTAL VEHICLES
12 - 1	59		2	1		4.7	1	1.6			6.3	1	64
1 - 2	28	1	1			6.7					6.7		30
2 - 3	43		2			4.4					4.4		45
3 - 4	19												20
4 - 5	10	1	1			9.1					9.1		11
5 - 6	37		1			2.6					2.6		38
6 - 7	89		5			5.2	2	2.1			7.3		96
7 - 8	214		3			1.4	1	.9			2.3	1	220
8 - 9	183	2	7		1	5.1	1	.5			5.6	3	197
9 - 10	154	1	4			3.1	1	1.2			4.3		161
10 - 11	178	2	12			7.1	3	1.5			8.6	3	198
11 - 12	228		10	1		4.6	1	.8			5.4		241
PM HOURS													
12 - 1	294	2	11			4.2	3	1.3			5.4	2	313
1 - 2	323	2	11	1		4.4	1	.6			5.0	2	342
2 - 3	415	1	21	1	1	5.2	2	.9			6.3	2	445
3 - 4	511		16			3.0			1	.2	3.0	2	529
4 - 5	537		13	1		2.5	4	.7			3.4	2	558
5 - 6	626		12	1		2.0	1	.4			3.1	3	648
6 - 7	458		13	1		2.9	1	.4			3.6	1	478
7 - 8	272	1	5	1	1	2.8	1	.5			2.7	2	282
8 - 9	213		3			2.3	3	1.4			3.6	2	219
9 - 10	212		4	1		2.3	1	.5			3.6	2	222
10 - 11	133		5			3.5	3	2.1			5.6	3	144
11 - 12	96		1			1.0	1	1.0			3.0		99
AM TOTAL	1242	7	47	2	1	4.3	7	1.0			5.3	9	1321
PM TOTAL	4090	7	115	8	2	3.1	24	.7			3.9	21	4279
DAY TOTAL	5332	14	162	10	3	3.4	31	.8	1	.1	4.3	30	5600
											2-AXLE EQUIVALENT		5669

STATE OF WASHINGTON - DEPARTMENT OF TRANSPORTATION  
 TRIP SYSTEM  
 HOURLY TRAFFIC CLASSIFICATION SUMMARY

SR 500 MP 000.00 OFF SYSTEM ID. LEG 2 DIRECTION OF TRAFFIC EASTBOUND LANE 2 OF 2

COUNT IDENTIFIER HPMS COUNTER NUMBER 000721 DESCRIPTION: ON SR 500 E/O NE 39TH ST OFF RAMP

05-02-03	CARS PICKUPS	BUS	SINGLE MED	UNITS HVY	4+	SINGLE UNIT %	DOUBLE 4-	UNITS 5	6+	DOUBLE UNIT %	5-	TRAINS 6	7+	TRAIN %	TRUCK %	CLASS UNKNOWN	TOTAL VEHICLES
FRIDAY	70		1			1.4									1.4	1	72
AM HOURS	46					2.1									2.1	1	48
12 - 1	31		1			4.3									4.3	1	31
1 - 2	22					12.5									12.5	1	23
2 - 3	13		1			3.2									3.2	1	16
3 - 4	34					2.6		1		.5					2.6		35
4 - 5	92		1														95
5 - 6	184																190
6 - 7																	
7 - 8																	
8 - 9																	
9 - 10																	
10 - 11																	
11 - 12																	
PM HOURS																	
12 - 1																	
1 - 2																	
2 - 3																	
3 - 4																	
4 - 5																	
5 - 6																	
6 - 7																	
7 - 8																	
8 - 9																	
9 - 10																	
10 - 11																	
11 - 12																	
AM TOTAL	492		3		10	2.5		1		.2					2.7	4	510
PM TOTAL																	
DAY TOTAL	492		3		10	2.5		1		.2					2.7	4	510

2-AXLE EQUIVALENT

STATE OF WASHINGTON - DEPARTMENT OF TRANSPORTATION  
 TRIP SYSTEM  
 HOURLY TRAFFIC CLASSIFICATION SUMMARY

SR 500 COUNT IDENTIFIER 04-28-03 MONDAY AM HOURS 12 - 1 1 - 2 2 - 3 3 - 4 4 - 5 5 - 6 6 - 7 7 - 8 8 - 9 9 - 10 10 - 11 11 - 12 PM HOURS 12 - 1 1 - 2 2 - 3 3 - 4 4 - 5 5 - 6 6 - 7 7 - 8 8 - 9 9 - 10 10 - 11 11 - 12	MP 000.00 HPMS CARS PICKUPS	OFF SYSTEM ID. COUNTER NUMBER 000721 LEG 2 DESCRIPTION: ON SR 500 E/O NE 39TH ST OFF RAMP	LANE 12 OF 2	DIRECTION OF TRAFFIC EASTBOUND											TOTAL VEHICLES
				SINGLE UNITS BUS MED HVY	4+ SINGLE UNIT %	DOUBLE UNITS 4-5	6+ DOUBLE UNIT %	5- TRAINS	6- TRAINS	7+ TRAINS	TRAIN %	TRUCK %	CLASS UNKNOWN		
1182	2	43	4	3.9	11	1	4	1.2	1	2	.2	5.4	1	1250	
1271	2	48	3	4.0	3	1	2	.4	1	3	.2	4.6	2	1335	
1363	3	31	3	2.2	4	1	3	.6	1	2	.1	2.9	1	1405	
870	3	20	2	4.0	2	2	3	.3	1	1	.1	4.4	1	911	
587	3	7	2	4.1	5	3	4	.3	1	1	.1	4.4	1	614	
519	3	15	2	2.2	3	3	1	1.5	1	1	.1	3.7	1	539	
406	1	4	2	4.2	3	1	1	.7	1	1	.1	4.9	1	427	
291	1	5	1	1.7	1	1	1	.4	1	1	.4	2.3	1	298	
251	1	5	1	2.3	1	1	1	.4	1	1	.4	3.1	1	259	
AM TOTAL 6740	15	203	17	3.3	30	9	9	.7	2	8	.1	4.2	5	7038	
PM TOTAL 6740	15	203	17	3.3	30	9	9	.7	2	8	.1	4.2	5	7038	
DAY TOTAL 6740	15	203	17	3.3	30	9	9	.7	2	8	.1	4.2	5	7038	
												2-AXLE EQUIVALENT	5	7131	

SR 500 MP 000.00 OFF SYSTEM ID. LEG 2 DIRECTION OF TRAFFIC EASTBOUND LANE 12 OF 2

COUNT IDENTIFIER HPMS COUNTER NUMBER 000721 DESCRIPTION: ON SR 500 E/O NE 39TH ST OFF RAMP

04-29-03	CARS PICKUPS	BUS	SINGLE MED	UNITS HVY	4+	SINGLE UNIT %	DOUBLE 4-	UNITS 5	6+	DOUBLE UNIT %	5- TRAINS 6	7+	TRAIN %	TRUCK %	CLASS UNKNOWN	TOTAL VEHICLES
TUESDAY	1339	1	2			2.1				.7				2.8		143
AM HOURS	108	1				.9				1.8				1.8		110
12 -	81					3.5	1			1.2				4.7	1	86
1 -	49					9.1				1.8				10.9		55
2 -	49					7.5								7.5		53
3 -	106					7.5								11.7		120
4 -	272					4.8				3.3				2.1		292
5 -	480					4.8				2.3				6.8		519
6 -	472					6.9				1.7				7.5		518
7 -	486					6.2				2.1				8.3		531
8 -	555					5.1				3.3				8.3		609
9 -	714					5.3				1.8				7.1		773
10 -																
11 -																
12 -	782					6.0				.7				6.8	1	840
1 -	839					6.1				2.0				8.1	3	916
2 -	1042					5.0				.7				6.1	4	1114
3 -	1162					4.8				1.2				6.2	2	1241
4 -	1281					3.3				1.2				4.5	1	1342
5 -	1390					3.3				.7				4.1	2	1451
6 -	911					2.9				.3				3.0	1	940
7 -	686					3.2				.6				3.8	2	713
8 -	508					3.2				.6				3.8	3	528
9 -	466					3.7				.8				4.5	4	488
10 -	297					2.0				.3				2.9	2	306
11 -	225					3.4				.9				4.3	1	235
AM TOTAL	3511	46	146	12	1	5.4	30	35	15	2.1	1	4	.1	7.6	8	3809
PM TOTAL	9589	30	352	26	5	4.1	52	23	9	.8	2	11	.1	5.1	14	10114
DAY TOTAL	13100	76	498	38	6	4.4	82	58	24	1.2	3	15	.1	5.8	22	13923
															2-AXLE EQUIVALENT	14209

STATE OF WASHINGTON - DEPARTMENT OF TRANSPORTATION  
TRIP SYSTEM  
HOURLY TRAFFIC CLASSIFICATION SUMMARY

SR 500 MP 000.00 OFF SYSTEM ID. LEG 2 DIRECTION OF TRAFFIC EASTBOUND LANE 12 OF 2  
COUNT IDENTIFIER HPMS COUNTER NUMBER 000721 DESCRIPTION: ON SR 500 E/O NE 39TH ST OFF RAMP

DAY	AM TOTAL	PM TOTAL	CARS PICKUPS	BUS	SINGLE MED	HYV	4+	SINGLE UNIT %	DOUBLE 4-	5	6+	DOUBLE UNIT %	5- TRAINS	6	7+	TRAIN %	TRUCK %	CLASS UNKNOWN	TOTAL VEHICLES	
04-30-03																				
WEDNESDAY																				
AM HOURS	12	1	177	1	1			2.2	4			.6					1.1		1	180
	1	2	90		2			2.0									2.2			92
	2	3	97		4			5.8									2.0			99
	3	4	64		4			9.6									9.6			69
	4	5	47		2			7.3									9.2			52
	5	6	99		6			6.8									10.8			109
	6	7	263		17			6.8									7.8			295
	7	8	481		15			4.4									9.0			524
	8	9	498		20			6.9									9.7			547
	9	10	482		29			8.2									8.4			535
	10	11	553		32			5.6									7.3			606
	11	12	687		35			6.1												742
PM HOURS																				
	12	1	770		29			4.6												825
	1	2	846		37			4.4												909
	2	3	1020		41			4.8												1088
	3	4	1132		37			3.5												1186
	4	5	1240		44			3.6												1301
	5	6	1262		36			2.9												1308
	6	7	1022		18			2.7												1062
	7	8	626		16			3.1												653
	8	9	563		15			2.7												584
	9	10	550		17			2.7												576
	10	11	329		6			3.5												339
	11	12	262		10			4.0												275
AM TOTAL	3538	43	3538	43	164	18	1	5.9	27	31	12	1.8	2	1	7	.2	7.9	7	3850	
PM TOTAL	9622	29	9622	29	306	23	2	3.6	52	29	13	.9	1	1	11	.1	4.6	17	10106	
DAY TOTAL	13160	72	13160	72	470	41	3	4.2	79	60	25	1.2	3	1	18	.2	5.5	24	13956	
																				14250

2-AXLE EQUIVALENT



SR 500 MP 000.00 OFF SYSTEM ID. LEG 2 DIRECTION OF TRAFFIC EASTBOUND LANE 12 OF 2

COUNT IDENTIFIER HPMS COUNTER NUMBER 000721 DESCRIPTION: ON SR 500 E/O NE 39TH ST OFF RAMP

05-01-03 THURSDAY AM HOURS	CARS PICKUPS	BUS	SINGLE MED	UNITS HVV	4+	SINGLE UNIT %	DOUBLE UNITS	6+	DOUBLE UNIT %	5-	TRAINS 6	7+	TRAIN %	TRUCK %	CLASS UNKNOWN	TOTAL VEHICLES
12 - 1	190		4	3		3.5	4-	1	1.5					5.0	1	201
1 - 2	103	2	2			3.7	5	1	.9					4.6	1	108
2 - 3	134		5			3.6	1	1	.7					4.3		140
3 - 4	60		5			7.5	1	1	1.5					9.0	1	67
4 - 5	45	4	2			11.1	1	1	3.7			1	1.9	16.7		54
5 - 6	104	1	7			7.7	1	3	3.4					11.1		117
6 - 7	262	1	15			5.9	4	5	3.1					9.0		288
7 - 8	508	7	12		1	3.9	6	7	2.6	1	1		.2	6.6	1	545
8 - 9	509	20	30			9.2	8	3	2.9				.2	12.3	3	584
9 - 10	486	8	20			5.7	3	3	1.3	2		1	.6	7.6	3	526
10 - 11	546	6	37			7.6	5	3	1.8			1	.2	9.6	3	607
11 - 12	679	5	33		7	6.1	6	3	1.4					7.5		734
PM HOURS																
12 - 1	823	4	30		3	4.2	7	4	1.4					5.6	2	874
1 - 2	843	4	42		5	5.7	7	3	1.2			2	.2	7.1	2	910
2 - 3	1035	2	43		4	4.5	6	2	1.0			1	.1	5.6	2	1099
3 - 4	1117	1	28		1	2.8	7	3	.9					3.7	2	1162
4 - 5	1157	2	44		3	4.0	7	2	1.1			1	.1	5.2	2	1223
5 - 6	1337	4	30		4	2.4	12	3	1.1					3.5	2	1388
6 - 7	1007	4	26		3	3.2	4	2	.4			2	.2	3.9	2	1050
7 - 8	716	6	15		1	3.1	4	2	.7		1		.3	3.9	1	746
8 - 9	564	2	14		3	3.2	2	2	.8					3.0	2	587
9 - 10	605	2	16		1	3.0	5	1	1.0					3.8	3	631
10 - 11	384	1	8			2.0	1	1	.3					3.0	2	399
11 - 12	301	1	10		1	3.8	3	1	1.3	1			.3	5.3	3	318
AM TOTAL	3626	54	172		22	6.3	36	33	2.0	3	1	3	.2	8.5	9	3971
PM TOTAL	9889	28	306		31	3.6	62	25	1.0	1	1	7	.1	4.6	21	10387
DAY TOTAL	13515	82	478		53	4.3	98	58	1.2	4	2	10	.1	5.7	30	14358
														2-AXLE EQUIVALENT		14656

STATE OF WASHINGTON - DEPARTMENT OF TRANSPORTATION  
TRIP SUMMARY  
HOURLY TRAFFIC CLASSIFICATION SUMMARY

SR 500 MP 000.00 OFF SYSTEM ID. LEG 2 DIRECTION OF TRAFFIC EASTBOUND LANE 12 OF 2

COUNT IDENTIFIER HPMS COUNTER NUMBER 000721 DESCRIPTION: ON SR 500 E/O NE 39TH ST OFF RAMP

05-02-03	CARS PICKUPS	BUS	SINGLE MED	UNITS HVY	4+	SINGLE UNIT %	DOUBLE UNITS	DOUBLE UNIT %	5-	6	7+	TRAIN %	TRUCK %	CLASS UNKNOWN	TOTAL VEHICLES
FRIDAY	224	1	3	2		2.2	1	.9					3.0	1	232
12 - 1	119		6			5.5	1				1	.8	6.3	1	128
1 - 2	110		5			5.1	2						6.8		118
2 - 3	73		3			6.3	1						7.5		79
3 - 4	61		2			7.5							7.5		67
4 - 5	117		5			7.0	1				1		8.5		129
5 - 6	284		2			4.3	2						5.6		301
6 - 7	497		11			5.9	7				1	.3	8.1		541
7 - 8		9	19		3		1								
8 - 9															
9 - 10															
10 - 11															
11 - 12															
PM TOTAL	1485	16	55	10	1	5.1	11	1.4	2		2	.1	6.6	4	1595
AM TOTAL	1485	16	55	10	1	5.1	11	1.4	2		2	.1	6.6	4	1595
DAY TOTAL	1485	16	55	10	1	5.1	11	1.4	2		2	.1	6.6	4	1595

04-28-03 THRU 05-02-03

AVERAGE WEEKDAY CLASSIFICATION VOLUMES \*\*\*\*\*

AVERAGE WEEKDAY VOLUME	CARS PICKUPS	BUS	SINGLE MED	UNITS HVY	4+	SINGLE UNIT %	DOUBLE UNITS	DOUBLE UNIT %	5-	6	7+	TRAIN %	TRUCK %	CLASS UNKNOWN	TOTAL VEHICLES		
13258	77	482	44	5	5	4.3	86	59	24	1.2	3	1	14	.1	5.6	25	14079
TOTAL HOURS FOR COUNT 89																	
3 DAYS																	
AVG WEEKDAY VOL 14079 X SEASONAL ADJ. FACTOR 0.9400 = ESTIMATED AVG DAILY TRAFFIC 13234																	
FACTOR GROUP GR-02																	
AWD 2-AXLE EQUIVALENT																	



SR 500 MP 000.00 OFF SYSTEM ID. COUNTER NUMBER 000721 LEG 2 DESCRIPTION: ON SR 500 E/O NE 39TH ST OFF RAMP LANE ALL OF

DAY	AM TOTAL	PM TOTAL	CARS PICKUPS	BUS	SINGLE MED	UNITS HVY	4+	SINGLE UNIT %	DOUBLE 4-	UNITS 5	DOUBLE 6+	UNIT %	5- TRAINS	6	7+	TRAIN %	TRUCK %	CLASS UNKNOWN	TOTAL VEHICLES	
04-29-03																				
TUESDAY																				
AM HOURS																				
12 -	1	1	196	1	2			1.5		1		.5					2.0		200	
1 -	2	2	146	1	1			1.3		4		2.6					3.9		152	
2 -	3	3	127		5			5.1				1.5					6.6	1	137	
3 -	4	4	129	3	9			9.0				1.4					11.0		145	
4 -	5	5	257	2	17			7.5		1		.4					7.9		279	
5 -	6	6	862	4	31			4.4		5		1.4					6.1		918	
6 -	7	7	1645	11	84			5.6		5		1.5					7.4		1776	
7 -	8	8	2048	11	68			4.0		11		2.5					6.7		2194	
8 -	9	9	1703	19	61			4.6		11		1.9					8.4		1826	
9 -	10	10	1293	12	59			5.6		14		2.4					9.0		1412	
10 -	11	11	1147	5	64			5.9		20		2.9					7.3		1262	
11 -	12	12	1449	5	73			5.4		9		1.8					7.3		1567	
PM HOURS																				
12 -	1	1	1594	7	82			5.7		15		1.5					7.5		1725	
1 -	2	2	1658	8	87			5.9		20		2.0					8.0	1	1806	
2 -	3	3	1863	9	81			4.9		12		1.4					6.7	3	2000	
3 -	4	4	1957	9	76			4.5		8		1.3					6.1	4	2086	
4 -	5	5	2077	7	69			3.5		4		.9					4.8	2	2182	
5 -	6	6	2213	2	54			2.7		7		1.1					3.8	1	2303	
6 -	7	7	1569	2	30			2.4		6		.3					2.8	2	1183	
7 -	8	8	1144	5	25			2.7		1		.4					3.3	1	1615	
8 -	9	9	842	1	32			4.0		1		.5					4.5		882	
9 -	10	10	799	1	22			2.8		1		.5					3.3		826	
10 -	11	11	520	1	10			2.2		2		.3					3.3		538	
11 -	12	12	359	3	6			2.4		1		.3					3.5		372	
AM TOTAL	11002	74	474	41	7			5.0		133		2.0					7.2	8	11868	
PM TOTAL	16595	60	574	39	12			3.9		80		1.1					5.2	14	17518	
DAY TOTAL	27597	134	1048	80	19			4.4		248		1.4					6.0	22	29386	
																	2-AXLE EQUIVALENT		30125	

SR 500 MP 000.00 OFF SYSTEM ID. COUNTER NUMBER 000721 LEG 2 DESCRIPTION: ON SR 500 E/O NE 39TH ST OFF RAMP LANE ALL OF

DAY	CARS PICKUPS	BUS	SINGLE MED	UNITS HVY	4+	SINGLE UNIT %	DOUBLE 4-	UNITS 5	6+	DOUBLE UNIT %	5- TRAINS	6	7+	TRAIN %	TRUCK %	CLASS UNKNOWN	TOTAL VEHICLES
04-30-03	229	1	3	1		2.1	2	1	1	1.3					3.4		238
WEDNESDAY	139	1	1	1		2.1		1		.7					2.8		143
AM HOURS	142		3			2.0				1.4					3.4		147
1 -	145		9			7.0		1		1.3					8.2		158
2 -	263		13			6.4			1						6.4		281
3 -	886		41			5.0			1	.7					5.8		941
4 -	2015		78			5.4			3	1.8					7.5		1757
5 -	1626		6			3.7			6	1.5					5.5		2134
6 -	1716		60			5.5			5	1.8	2				7.8		1862
7 -	1249		75			6.3			5	2.0		1			8.6		1368
8 -	1311		77			6.0			2	2.1					8.2		1431
9 -	1425		66			5.7			3	1.6					7.6		1544
10 -																	
11 -																	
PM HOURS	1586		68			4.9	17	6	2	1.5	1				6.8		1703
12 -	1720		71			4.3	25	10	8	2.3					6.7		1845
1 -	1824		75			4.7	12	10	5	1.4					6.4		1951
2 -	1951		70			4.2	12	8	2	1.1					5.6		2067
3 -	2069		67			3.6	19	4	3	1.2	1				4.9		2178
4 -	2054		57			2.8	11	1	1	.6					3.4		2129
5 -	1683		32			2.6	6	4	2	1.0	1				3.3		1743
6 -	1087		23			2.9	3	3		.7	1				3.7		1130
7 -	968		28			2.9	6	4		.9					3.6		1006
8 -	877		22			1.9	3	2		.5	1				2.6		911
9 -	605		10			3.4	2	1		.6					4.5		622
10 -			14														464
11 -																	
AM TOTAL	11146	66	491	53	11	5.2	97	69	28	1.6	2	3	31	.3	7.1	7	12004
PM TOTAL	16866	56	537	29	12	3.6	122	53	22	1.1	5	4	26	.2	4.9	17	17749
DAY TOTAL	28012	122	1028	82	23	4.2	219	122	50	1.3	7	7	57	.2	5.8	24	29753

2-AXLE EQUIVALENT

SR 500 MP 000.00 OFF SYSTEM ID. COUNTER NUMBER 000721 LEG 2 DESCRIPTION: ON SR 500 E/O NE 39TH ST OFF RAMP LANE ALL OF

DAY	THURSDAY	CARS PICKUPS	BUS	SINGLE MED	UNITS HVY	4+	SINGLE UNIT %	DOUBLE 4-	UNITS 5	6+	DOUBLE UNIT %	5-	TRAINS 6	7+	TRAIN %	TRUCK %	CLASS UNKNOWN	TOTAL VEHICLES
AM TOTAL	11244	80	484	55	13	5.2	136	73	18	1.9	3	3	1	28	.3	7.4	9	12146
PM TOTAL	17286	49	521	52	12	3.5	127	55	17	1.1	3	1	20	.1	4.7	21	18164	
DAY TOTAL	28530	129	1005	107	25	4.2	263	128	35	1.4	6	4	48	.2	5.8	30	30310	
																2-AXLE EQUIVALENT	31051	

STATE OF WASHINGTON - DEPARTMENT OF TRANSPORTATION  
TRIP SYSTEM  
HOURLY TRAFFIC CLASSIFICATION SUMMARY

SR 500 MP 000.00 OFF SYSTEM ID. LEG 2 DIRECTION OF TRAFFIC BOTH WAYS LANE ALL OF  
COUNT IDENTIFIER HPMS COUNTER NUMBER 000721 DESCRIPTION: ON SR 500 E/O NE 39TH ST OFF RAMP

05-02-03	CARS PICKUPS	BUS MED	SINGLE UNITS 4+	SINGLE UNIT %	DOUBLE UNITS 4-	DOUBLE UNITS 5	DOUBLE UNITS 6+	DOUBLE UNIT %	5- TRAINS 6	7+	TRAIN %	TRUCK %	CLASS UNKNOWN	TOTAL VEHICLES
FRIDAY 12 - 1	309	1	2	2.5	4	5	1	.9				3.4	1	321
1 - 2	163	7	1	5.1	2	1	1	.6				7.3	1	177
2 - 3	165	5	1	3.4	3	2	2	2.8				6.3	1	176
3 - 4	156	8	1	6.5	1	2	1	.6				7.1	1	168
4 - 5	268	14	6	8.1	2	2	2	1.3	1	1	.3	9.7	1	298
5 - 6	805	37	4	5.3	5	1	4	.9	1	1	.2	6.5	1	862
6 - 7	1561	74	10	5.5	21	1	4	1.5	1	5	.4	7.4	1	1686
7 - 8	1890	14	4	4.2	30	11	1	2.1		2	.3	6.6		2024
8 - 9														
9 - 10														
10 - 11														
11 - 12														
PM HOURS 12 - 1														
1 - 2														
2 - 3														
3 - 4														
4 - 5														
5 - 6														
6 - 7														
7 - 8														
8 - 9														
9 - 10														
10 - 11														
11 - 12														
AM TOTAL	5317	30	215	29	9	5.0	64	19	7	1.6	1	3	14	5712
PM TOTAL	5317	30	215	29	9	5.0	64	19	7	1.6	1	3	14	5712
DAY TOTAL	5317	30	215	29	9	5.0	64	19	7	1.6	1	3	14	5712

04-28-03 THRU 05-02-03  
AVERAGE WEEKDAY CLASSIFICATION VOLUMES \*\*\*\*\*  
CARS PICKUPS | BUS MED HVY | SINGLE UNIT % | DOUBLE UNITS 4- | 5- | TRAINS 6 | 7+ | TRAIN % | TRUCK % | CLASS UNKNOWN | TOTAL VEHICLES  
28046 | 128 1027 | 90 22 | 4.2 | 243 127 | 44 | 1.4 | 7 | 5 | 52 | .2 | 5.9 | 25 | 29816  
AWD 2-AXLE EQUIVALENT

TOTAL HOURS FOR COUNT 89  
3 DAYS  
AVG WEEKDAY VOL 29816 X SEASONAL ADJ. FACTOR 0.9400 = ESTIMATED AVG DAILY TRAFFIC 28027  
PEAK HOUR PERCENTAGES: K = 7.72 D = 63.00 T = 3.82  
PEAK HOUR LOCATION : VOLUME = 2303 DATE: 04/29/03 TIME: 05:00 PM

0.9758