



*Ru - REWORKED*

Interval  60 min.  15 min.  
 Binned(CL/SP)  Count(volume)  
Lane No  1  2  
  
Direction Channel 1 \_\_\_\_\_  
Direction Channel 2 \_\_\_\_\_  
Data Hog # \_\_\_\_\_

Counter No. 401948 Count ID HPMS  
SR 500 RRT/RRQ ~~R1 00352~~ MP 3.50  
Leg 1 ~~2~~ Direction WB OSID \_\_\_\_\_

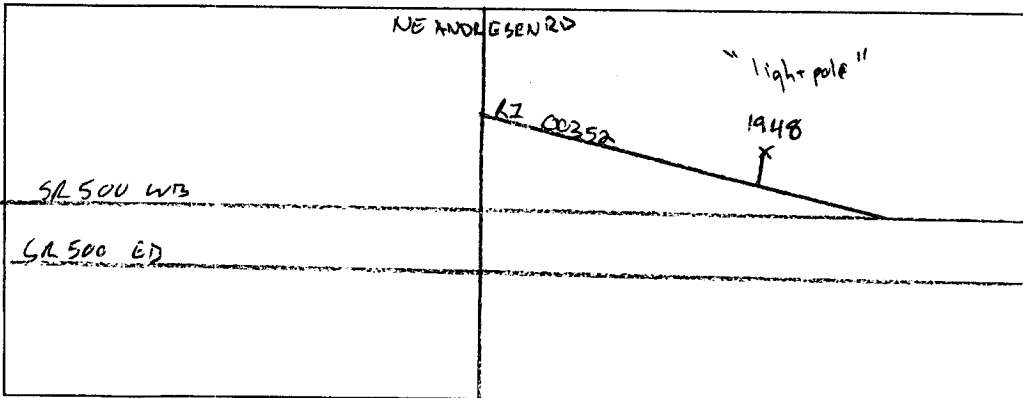
*LANE 1 OF 2*

Station Description ON SR 500 WB OFF RAMP TO NE ANDRESEN RD.

*ON SR 500 W/O NE THURSTON WAY I/C*

Date	Day	Time	Comments
9/28/09	2	1303	Manual (1) <u>2</u> (2) _____ SET OK DB/RT 6.4 Counter (1) <u>2</u> (2) _____
9/29	3	1004	Manual (1) <u>23</u> (2) _____ CHECK OK DB/RT 6.4 Counter (1) <u>23</u> (2) _____ WATER IN TUBE RESET 1006
<del>9/30</del> 10/01	4	1224	Manual (1) <u>46</u> (2) _____ CHECK OK DB/RT 6.7 Counter (1) <u>46</u> (2) _____
10/02	5	1311	Manual (1) <u>28</u> (2) _____ CHECK OK DB/RT 7.0 Counter (1) <u>28</u> (2) _____
10/03	6	0858	Manual (1) <u>1</u> (2) _____ P/U OK DB/RT 6.6 Counter (1) <u>1</u> (2) _____

Sketch



DB/RT  
Field Person



Interval  60 min.  15 min.  
 Binned(CL/SP)  Count(volume)  
Lane No  1  2

Direction Channel 1 LANE 2 OF 2  
Direction Channel 2 \_\_\_\_\_  
Data Hog # \_\_\_\_\_

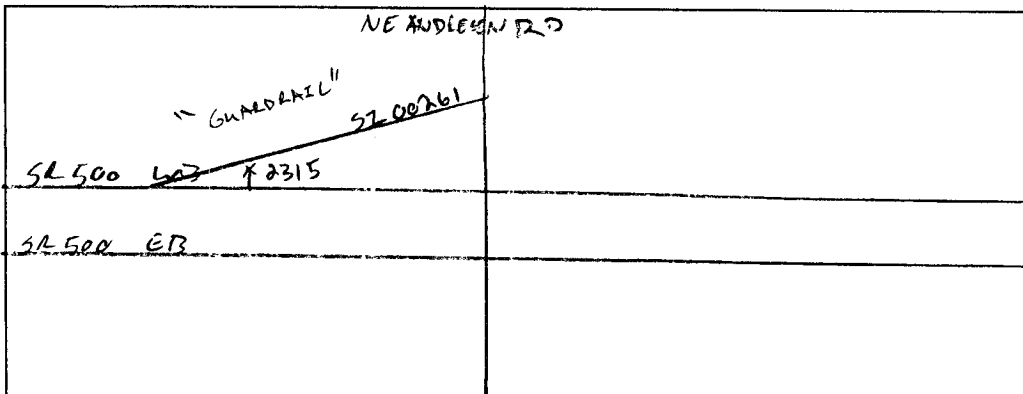
Counter No. 402315 Count ID ~~HPMS~~ HPMS  
SR 500 RRT/RRQ ~~\$100261~~ MP 3.50  
Leg 1 ~~2~~ Direction WB OSID \_\_\_\_\_

Station Description ON ~~SR 500 WB ON RAMP FROM NE ANDRESEN RD.~~

ON SR 500 W/O. NE THURSTON WAY I/C

Date	Day	Time	Comments		
9/28/09	2	1315	Manual (1) 3 (2) _____ Counter (1) 3 (2)	SET OK	DB/RT 6.5
9/29	3	1013	Manual (1) 50 (2) _____ Counter (1) 50 (2)	CHECK OK	DB/RT 6.7
<del>9/30</del> 10/01	4	1229	Manual (1) 50 (2) _____ Counter (1) 50 (2)	CHECK OK	DB/RT 7.0
10/02	5	1318	Manual (1) 50 (2) _____ Counter (1) 50 (2)	CHECK OK	DB/RT 7.1
10/03	6	0907	Manual (1) 1 (2) _____ Counter (1) 1 (2)	P/U OK	DB/RT 6.6

Sketch



DB/RT  
Field Person



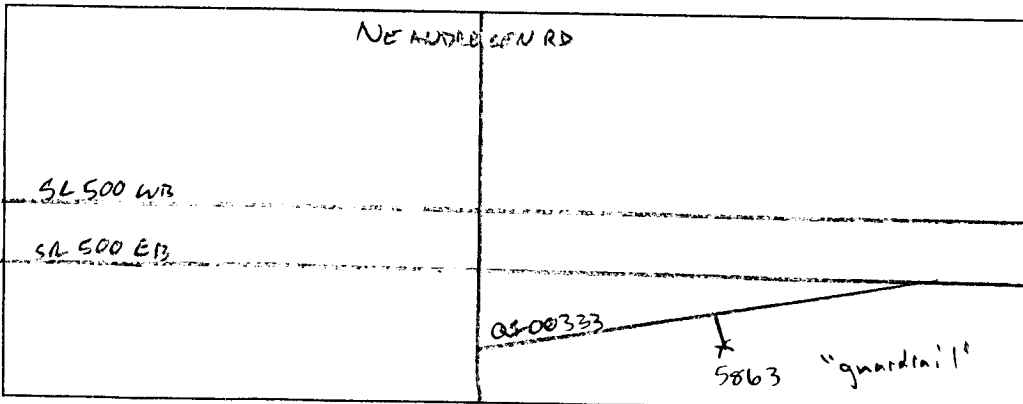
Interval  60 min.  15 min.  
 Binned(CL/SP)  Count(volume)  
Lane No  1  2  
  
Direction Channel 1 LANE 1 OF 2  
Direction Channel 2 \_\_\_\_\_  
Data Hog # \_\_\_\_\_

Counter No. 405863 Count ID HPMS  
SR 500 RRT/RRQ ~~Q100333~~ MP 3.50  
0.00  
Leg 1 ~~#~~ Direction EB OSID \_\_\_\_\_

Station Description ON SR 500 EB ON RAMP FROM NE ANDRESEN RD  
ON SR 500 W/O NE THURSTON WAY I/C

Date	Day	Time	Comments
9/28/09	2	1243	Manual (1) <u>2</u> (2) _____ SET OK DB/RT 6.4 Counter (1) <u>2</u> (2)
9/29	3	0831	Manual (1) <u>32</u> (2) _____ CHECK OK DB/RT 6.5 Counter (1) <u>32</u> (2)
<del>9/30</del> 10/01	4	1114	Manual (1) <u>50</u> (2) _____ CHECK OK DB/RT 7.1 Counter (1) <u>50</u> (2)
10/02	5	1215	Manual (1) <u>50</u> (2) _____ CHECK OK DB/RT 7.2 Counter (1) <u>50</u> (2)
10/03	6	0822	Manual (1) <u>1</u> (2) _____ P/U OK DB/RT 6.4 Counter (1) <u>1</u> (2)

Sketch



DB / RT  
Field Person



Interval  60 min.  15 min.  
 Binned(CL/SP)  Count(volume)  
Lane No  1  2

Direction Channel 1 LANE 2 of 2  
Direction Channel 2 \_\_\_\_\_  
Data Hog # \_\_\_\_\_

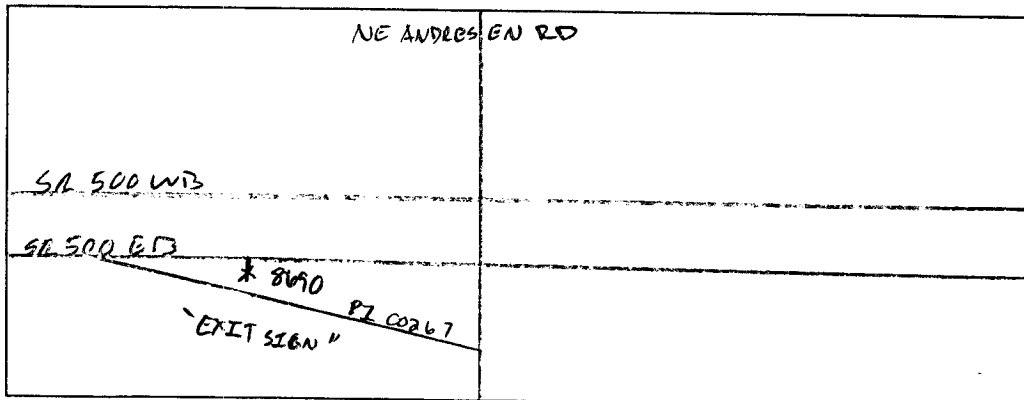
Counter No. 408690 Count ID ~~HPMS~~ HPMS  
SR 500 RRT/RRQ ~~P100267~~ MP 3.50  
Leg 1 ~~#~~ Direction EB OSID \_\_\_\_\_

Station Description ON ~~SR 500 EB OFF RAMP TO NE ANDRESEN RD~~

ON SR 500 W/O NE THURSTON WAY I/C

Date	Day	Time	Comments		
9/28/09	2	1232	Manual (1) 3 (2) _____ Counter (1) 3 (2)	SET OK	DB/RT 6.5
9/29	3	0824	Manual (1) 50 (2) _____ Counter (1) 50 (2)	CHECK OK	DB/RT 6.4
<del>9/30</del> 10/01	4	1104	Manual (1) 50 (2) _____ Counter (1) 50 (2)	CHECK OK	DB/RT 6.9
10/02	5	1210	Manual (1) 50 (2) _____ Counter (1) 50 (2)	CHECK OK	DB/RT 7.1
10/02	6	0814	Manual (1) 1 (2) _____ Counter (1) 1 (2)	P/U OK	DB/RT 6.4

Sketch



North

DB/RT  
Field Person

SR 500 MP 003.50 OFF SYSTEM ID. LEG 1 DIRECTION OF TRAFFIC WESTBOUND LANE 1 OF 2

COUNT IDENTIFIER HPMS COUNTER NUMBER 401948 DESCRIPTION: ON SR 500 W/O NE THURSTON WAY I/C

COUNT	09/28/09 MONDAY												DAILY TOTAL											
	1	2	3	4	5	6	7	8	9	10	11	12												
00-15	1	2	3	4	5	6	7	8	9	10	11	12	141	152	156	178	137	135	75	78	43	18		
15-30	1	2	3	4	5	6	7	8	9	10	11	12	132	144	172	172	172	155	131	112	78	57	27	
30-45	1	2	3	4	5	6	7	8	9	10	11	12	128	158	152	169	136	122	84	59	69	34	23	
45-00	1	2	3	4	5	6	7	8	9	10	11	12	169	172	178	162	137	134	79	72	46	27	18	
HOUR													429	615	654	659	606	524	410	284	250	138	86	4655
TOT													AM PEAK HOUR 0000 TO 0000 VOLUME	0	AM PEAK HOUR 0415 TO 0515 VOLUME	681	AM TOTAL	0	PM TOTAL	4655				

COUNT	09/29/09 TUESDAY												DAILY TOTAL																								
	1	2	3	4	5	6	7	8	9	10	11	12																									
00-15	1	2	3	4 <td>5</td> <td>6</td> <td>7</td> <td>8</td> <td>9</td> <td>10</td> <td>11</td> <td>12</td> <td>174</td> <td>120</td> <td>62</td> <td>106</td> <td>128</td> <td>135</td> <td>148</td> <td>137</td> <td>128</td> <td>155</td> <td>134</td> <td>140</td> <td>75</td> <td>83</td> <td>42</td> <td>18</td>	5	6	7	8	9	10	11	12	174	120	62	106	128	135	148	137	128	155	134	140	75	83	42	18									
15-30	8	17	9	10	16	33	78	132	161	24	121	124	134	118	159	155	150	157	150	157	156	131	87	85	64	42	28										
30-45	15	2	4	14	19	41	103	156	142	127	114	110	148	162	161	164	155	91	85	62	36	22	85	62	53	22	22										
45-00	7	8	11	15	24	64	141	195	148	126	141	149	147	162	157	153	162	177	88	70	53	28	70	53	28	26											
HOUR													49	36	28	44	70	159	374	599	625	144	436	485	521	548	617	611	592	638	622	450	317	262	148	94	8469
TOT													AM PEAK HOUR 0730 TO 0830 VOLUME	686	AM PEAK HOUR 0500 TO 0600 VOLUME	638	AM TOTAL	3049	PM TOTAL	5420																	

COUNT	09/30/09 WEDNESDAY												DAILY TOTAL																								
	1	2	3	4	5	6	7	8	9	10	11	12																									
00-15	1	2	3	4 <td>5</td> <td>6</td> <td>7</td> <td>8</td> <td>9</td> <td>10</td> <td>11</td> <td>12</td> <td>161</td> <td>133</td> <td>121</td> <td>123</td> <td>142</td> <td>152</td> <td>143</td> <td>138</td> <td>172</td> <td>162</td> <td>153</td> <td>129</td> <td>88</td> <td>59</td> <td>52</td> <td>27</td>	5	6	7	8	9	10	11	12	161	133	121	123	142	152	143	138	172	162	153	129	88	59	52	27									
15-30	24	11	8	12	9	33	79	139	131	130	130	131	136	144	156	181	188	156	137	156	137	93	82	57	46	26											
30-45	16	5	3	11	19	44	99	150	149	117	122	153	139	169	149	185	178	153	130	153	130	82	72	58	43	25											
45-00	18	10	6	18	24	75	147	237	166	124	103	125	183	158	174	165	172	164	138	153	130	97	67	57	36	27											
HOUR													72	35	25	47	65	178	404	642	607	504	476	532	600	623	622	669	710	635	558	401	309	231	177	105	9227
TOT													AM PEAK HOUR 0715 TO 0815 VOLUME	687	PM PEAK HOUR 0400 TO 0500 VOLUME	710	AM TOTAL	3587	PM TOTAL	5640																	

STATE OF WASHINGTON - DEPARTMENT OF TRANSPORTATION  
TRIP SYSTEM  
15 MINUTE TRAFFIC COUNT SUMMARY

SR 500 MP 003.50 OFF SYSTEM ID. LEG 1 DIRECTION OF TRAFFIC WESTBOUND LANE 1 OF 2

COUNT IDENTIFIER HPMS COUNTER NUMBER 401948 DESCRIPTION: ON SR 500 W/O NE THURSTON WAY I/C

10/01/09	THURSDAY	AM HOURS												DAILY TOTAL											
		1	2	3	4	5	6	7	8	9	10	11	12												
00-15	17	11	8	5	15	23	54	116	167	123	112	113	138	129	155	156	154	161	148	118	74	77	43	30	
15-30	18	10	6	9	13	29	98	140	138	132	130	123	161	154	140	169	181	174	158	108	78	68	41	29	
30-45	17	13	4	13	18	46	87	163	180	139	108	145	152	162	184	164	155	119	110	82	68	37	35	35	
45-00	19	12	10	20	27	65	154	206	144	121	125	145	178	177	148	165	206	157	150	99	88	55	42	26	
TOT	71	46	28	47	73	163	393	625	629	515	475	526	629	615	605	674	705	647	575	435	322	268	163	118	9347

AM PEAK HOUR 0745 TO 0845 VOLUME 691  
PM PEAK HOUR 0415 TO 0515 VOLUME 712

AM TOTAL 3591  
PM TOTAL 5756

10/02/09	FRIDAY	AM HOURS												DAILY TOTAL											
		1	2	3	4	5	6	7	8	9	10	11	12												
00-15	12	1	2	3	4	5	6	7	8	9	10	11	12	1	2	3	4	5	6	7	8	9	10	11	12
15-30	18	16	7	7	11	26	71	106	151	138	130	123	161	154	140	169	181	174	158	108	78	68	41	29	30
30-45	20	8	9	5	8	30	88	136	156	138	130	123	161	154	140	169	181	174	158	108	78	68	41	29	30
45-00	16	15	4	8	30	40	91	156	147	138	130	123	161	154	140	169	181	174	158	108	78	68	41	29	
TOT	72	48	31	33	84	144	396	614	454	475	526	629	615	605	674	705	647	575	435	322	268	163	118	9347	

AM PEAK HOUR 0730 TO 0830 VOLUME 679  
PM PEAK HOUR 0000 TO 0000 VOLUME 0

AM TOTAL 1876  
PM TOTAL 0

1876

SR 500	MP 003.50	OFF SYSTEM ID.	COUNTER NUMBER	402315 *	DESCRIPTION	ON SR 500 W/O NE THURSTON WAY I/C	LANE 2	OF 2						
09/28/09	MONDAY													
00-15	12	1	2	3	4	5	6	7	8	9	10	11	12	DAILY TOTAL
15-30	1	2	3	4	5	6	7	8	9	10	11	12	TOTAL	
30-45														
45-00														
HOUR														
TOT														

AM PEAK HOUR 0000 TO 0000 VOLUME 0  
 PM PEAK HOUR 0445 TO 0545 VOLUME 1523  
 AM TOTAL 9377  
 PM TOTAL 0

09/29/09	TUESDAY	AM HOURS	PM HOURS	AM PEAK HOUR 0730 TO 0830 VOLUME 1735	PM PEAK HOUR 0500 TO 0600 VOLUME 1514	AM TOTAL 9205	PM TOTAL 11305	DAILY TOTAL 20510						
00-15	12	1	2	3	4	5	6	7	8	9	10	11	12	DAILY TOTAL
15-30	1	2	3	4	5	6	7	8	9	10	11	12	TOTAL	
30-45														
45-00														
HOUR														
TOT														

AM PEAK HOUR 0730 TO 0830 VOLUME 1735  
 PM PEAK HOUR 0500 TO 0600 VOLUME 1514  
 AM TOTAL 9205  
 PM TOTAL 11305  
 DAILY TOTAL 20510

09/30/09	WEDNESDAY	AM HOURS	PM HOURS	AM PEAK HOUR 0715 TO 0815 VOLUME 1803	PM PEAK HOUR 0500 TO 0600 VOLUME 1492	AM TOTAL 9272	PM TOTAL 11700	DAILY TOTAL 20972						
00-15	12	1	2	3	4	5	6	7	8	9	10	11	12	DAILY TOTAL
15-30	1	2	3	4	5	6	7	8	9	10	11	12	TOTAL	
30-45														
45-00														
HOUR														
TOT														

AM PEAK HOUR 0715 TO 0815 VOLUME 1803  
 PM PEAK HOUR 0500 TO 0600 VOLUME 1492  
 AM TOTAL 9272  
 PM TOTAL 11700  
 DAILY TOTAL 20972

SR 500 MP 003.50 OFF SYSTEM ID. LEG 1 DIRECTION OF TRAFFIC WESTBOUND LANE 2 OF 2

COUNT IDENTIFIER	HPMS	COUNTER NUMBER	DESCRIPTION: ON SR 500 W/O NE THURSTON WAY I/C		LANE 2	OF 2
10/01/09 THURSDAY						
			AM HOURS			
12	1	2	3	4	5	6
1	2	3	4	5	6	7
1	2	3	4	5	6	7
40	30	16	24	29	106	273
28	16	21	18	55	169	310
32	26	21	27	69	240	381
20	17	28	20	84	256	376
			PM HOURS			
86	89	89	237	771	1340	1722
			AM PEAK HOUR 0715 TO 0815 VOLUME 1740			
			PM PEAK HOUR 0500 TO 0600 VOLUME 1497			
			AM TOTAL 9298			
			PM TOTAL 11965			
			DAILY TOTAL 21263			

COUNT IDENTIFIER	HPMS	COUNTER NUMBER	DESCRIPTION: ON SR 500 W/O NE THURSTON WAY I/C		LANE 2	OF 2
10/02/09 FRIDAY						
			AM HOURS			
12	1	2	3	4	5	6
1	2	3	4	5	6	7
51	15	26	20	24	95	227
33	13	26	17	55	150	284
34	25	29	25	75	208	345
32	26	27	25	68	233	329
			PM HOURS			
79	108	87	222	686	1185	1707
			AM PEAK HOUR 0700 TO 0800 VOLUME 1707			
			PM PEAK HOUR 0000 TO 0000 VOLUME 0			
			AM TOTAL 5632			
			PM TOTAL 0			
			DAILY TOTAL 5632			



SR 500 MP 003.50 OFF SYSTEM ID. LEG 1 DIRECTION OF TRAFFIC WESTBOUND LANE 12 OF 2

COUNT IDENTIFIER HPMS COUNTER NUMBER 402315 \* DESCRIPTION: ON SR 500 W/O NE THURSTON WAY I/C

09/28/09 MONDAY	AM HOURS	PM HOURS	TOTAL
12	1	2	3
1	2	3	4
2	3	4	5
3	4	5	6
4	5	6	7
5	6	7	8
6	7	8	9
7	8	9	10
8	9	10	11
9	10	11	12
10	11	12	TOTAL
11	12		
12			
13			
14			
15			
16			
17			
18			
19			
20			
21			
22			
23			
24			
25			
26			
27			
28			
29			
30			
31			
32			
33			
34			
35			
36			
37			
38			
39			
40			
41			
42			
43			
44			
45			
46			
47			
48			
49			
50			
51			
52			
53			
54			
55			
56			
57			
58			
59			
60			
TOT	174	112	111

AM PEAK HOUR 0000 TO 0000 VOLUME 0  
 PM PEAK HOUR 0445 TO 0545 VOLUME 2154  
 AM TOTAL 0  
 PM TOTAL 13900

09/29/09 TUESDAY	AM HOURS	PM HOURS	TOTAL
12	1	2	3
1	2	3	4
2	3	4	5
3	4	5	6
4	5	6	7
5	6	7	8
6	7	8	9
7	8	9	10
8	9	10	11
9	10	11	12
10	11	12	TOTAL
11	12		
12			
13			
14			
15			
16			
17			
18			
19			
20			
21			
22			
23			
24			
25			
26			
27			
28			
29			
30			
31			
32			
33			
34			
35			
36			
37			
38			
39			
40			
41			
42			
43			
44			
45			
46			
47			
48			
49			
50			
51			
52			
53			
54			
55			
56			
57			
58			
59			
60			
TOT	164	121	101

AM PEAK HOUR 0000 TO 0000 VOLUME 0  
 PM PEAK HOUR 0445 TO 0545 VOLUME 2154  
 AM TOTAL 0  
 PM TOTAL 13900

09/30/09 WEDNESDAY	AM HOURS	PM HOURS	TOTAL
12	1	2	3
1	2	3	4
2	3	4	5
3	4	5	6
4	5	6	7
5	6	7	8
6	7	8	9
7	8	9	10
8	9	10	11
9	10	11	12
10	11	12	TOTAL
11	12		
12			
13			
14			
15			
16			
17			
18			
19			
20			
21			
22			
23			
24			
25			
26			
27			
28			
29			
30			
31			
32			
33			
34			
35			
36			
37			
38			
39			
40			
41			
42			
43			
44			
45			
46			
47			
48			
49			
50			
51			
52			
53			
54			
55			
56			
57			
58			
59			
60			
TOT	174	112	111

AM PEAK HOUR 0715 TO 0815 VOLUME 2490  
 PM PEAK HOUR 0500 TO 0600 VOLUME 2127  
 AM TOTAL 12859  
 PM TOTAL 17340

30199

DOT-RN8515A-B

STATE OF WASHINGTON - DEPARTMENT OF TRANSPORTATION  
TRIP SYSTEM  
15 MINUTE TRAFFIC COUNT SUMMARY

DATE 11/18/09  
TIME 15:16:33  
PAGE 6

SR 500 MP 003.50 OFF SYSTEM ID. LEG 1 DIRECTION OF TRAFFIC WESTBOUND LANE 12 OF 2

COUNT IDENTIFIER HPMS COUNTER NUMBER 402315 \* DESCRIPTION: ON SR 500 W/O NE THURSTON WAY I/C

10/01/09 THURSDAY	AM HOURS												DAILY TOTAL	
	1	2	3	4	5	6	7	8	9	10	11	12		
00-15	12	1	2	3	4	5	6	7	8	9	10	11	12	104
15-30	46	26	27	27	68	198	408	564	551	391	403	384	444	107
30-45	49	39	25	25	87	286	468	652	605	434	396	404	471	92
45-00	39	29	38	40	111	321	530	654	479	423	383	441	467	69
HOUR	191	135	114	136	310	934	1733	2347	2181	1663	1547	1598	1770	50610
TOT														

AM PEAK HOUR 0715 TO 0815 VOLUME 2416  
PM PEAK HOUR 0445 TO 0545 VOLUME 2176

AM TOTAL 12889  
PM TOTAL 17721

10/02/09 FRIDAY	AM HOURS												DAILY TOTAL	
	1	2	3	4	5	6	7	8	9	10	11	12		
00-15	12	1	2	3	4	5	6	7	8	9	10	11	12	7177
15-30	69	31	33	27	35	121	298	466	501	501	521	509	509	
30-45	53	21	33	22	63	180	372	565	521	509	509	509	509	
45-00	50	40	33	33	105	248	436	637	509	509	509	509	509	
HOUR	222	127	139	120	306	830	1581	2321	1531	1531	1531	1531	1531	7177
TOT														

AM PEAK HOUR 0715 TO 0815 VOLUME 2356  
PM PEAK HOUR 0000 TO 0000 VOLUME 0

AM TOTAL 7177  
PM TOTAL 0

09/28/09 THRU 10/02/09  
TOTAL HOURS FOR COUNT 90

2.8 DAYS 30405 FACTOR GROUP GR-02 27973 FACTOR GROUP CB-20 26876  
AVG WEEKDAY VOL 29929 X SEASONAL ADJ. FACTOR 0.9200 = 27535 X AXLE CORR FACTOR 0.9608 = ESTIMATED AVG DAILY TRAFFIC 26456

SR 500 MP 003.50 OFF SYSTEM ID. LEG 1 DIRECTION OF TRAFFIC EASTBOUND LANE 1 OF 2

COUNT IDENTIFIER HPMS COUNTER NUMBER 405863 DESCRIPTION: ON SR 500 W/O NE THURSTON WAY I/C

09/28/09 MONDAY

	12	1	2	3	4	5	6	7	8	9	10	11	12	DAILY TOTAL
00-15														
15-30	12	1	2	3	4	5	6	7	8	9	10	11	12	
30-45	1	2	3	4	5	6	7	8	9	10	11	12		
45-00														
HOUR														
TOT														

AM PEAK HOUR 0000 TO 0000 VOLUME 0  
 PM PEAK HOUR 0430 TO 0530 VOLUME 862

AM TOTAL 0  
 PM TOTAL 5753

09/29/09 TUESDAY

	12	1	2	3	4	5	6	7	8	9	10	11	12	DAILY TOTAL
00-15														
15-30	12	1	2	3	4	5	6	7	8	9	10	11	12	
30-45	1	2	3	4	5	6	7	8	9	10	11	12		
45-00														
HOUR														
TOT	54	49	26	29	72	175	361	497	556	432	525	595	637	9883

AM PEAK HOUR 1100 TO 1200 VOLUME 595  
 PM PEAK HOUR 0345 TO 0445 VOLUME 841

AM TOTAL 3371  
 PM TOTAL 6512

09/30/09 WEDNESDAY

	12	1	2	3	4	5	6	7	8	9	10	11	12	DAILY TOTAL
00-15														
15-30	12	1	2	3	4	5	6	7	8	9	10	11	12	
30-45	1	2	3	4	5	6	7	8	9	10	11	12		
45-00														
HOUR														
TOT	53	52	35	19	70	166	353	516	516	538	624	650	669	10154

AM PEAK HOUR 1100 TO 1200 VOLUME 624  
 PM PEAK HOUR 0430 TO 0530 VOLUME 928

AM TOTAL 3487  
 PM TOTAL 6667

DOT-RNB515A-B

STATE OF WASHINGTON - DEPARTMENT OF TRANSPORTATION  
TRIP SYSTEM  
15 MINUTE TRAFFIC COUNT SUMMARY

DATE 11/18/09  
TIME 15:16:33  
PAGE 8

SR 500 MP 003.50 OFF SYSTEM ID. LEG 1 DIRECTION OF TRAFFIC EASTBOUND LANE 1 OF 2

COUNT IDENTIFIER HPMS COUNTER NUMBER 405863 DESCRIPTION: ON SR 500 W/O NE THURSTON WAY I/C

10/01/09	THURSDAY												DAILY TOTAL											
	AM HOURS						PM HOURS																	
	1	2	3	4	5	6	7	8	9	10	11	12												
00-15	14	28	8	8	23	63	103	122	143	135	134	174	168	168	187	239	229	194	129	89	95	65	35	
15-30	13	23	11	14	46	78	121	133	124	123	148	171	152	177	227	189	222	168	122	92	106	51	36	
30-45	17	14	10	10	59	92	143	139	143	129	181	166	175	185	222	217	202	130	83	100	88	42	23	
45-00	8	11	7	8	38	58	116	146	151	121	176	148	157	200	213	196	206	151	119	104	64	36	32	
TOT	52	76	36	40	87	186	349	482	540	561	508	639	652	730	849	841	859	643	453	385	353	194	126	10300
	AM PEAK HOUR 1100 TO 1200 VOLUME						PM PEAK HOUR 0315 TO 0415 VOLUME						AM TOTAL						PM TOTAL					
	639						901						3556						6744					

10/02/09	FRIDAY												DAILY TOTAL													
	AM HOURS						PM HOURS																			
	1	2	3	4	5	6	7	8	9	10	11	12														
00-15	12	1	2	3	4	5	6	7	8	9	10	11	12	1	2	3	4	5	6	7	8	9	10	11	12	
15-30	1	2	3	4	5	6	7	8	9	10	11	12	1	2	3	4	5	6	7	8	9	10	11	12		
30-45	20	27	14	5	7	27	53	92	148																	
45-00	18	9	16	11	16	36	93	126																		
TOT	65	68	52	27	79	178	340	480	148																	1437
	AM PEAK HOUR 0715 TO 0815 VOLUME						PM PEAK HOUR 0000 TO 0000 VOLUME						AM TOTAL						PM TOTAL							
	536						0						1437						0							

SR 500 MP 003.50 OFF SYSTEM ID. LEG 1 DIRECTION OF TRAFFIC EASTBOUND LANE 2 OF 2

COUNT IDENTIFIER HPMS COUNTER NUMBER 408690 \* DESCRIPTION: ON SR 500 W/O NE THURSTON WAY I/C

09/28/09	MONDAY	AM HOURS												PM HOURS												DAILY	
COUNT	1	2	3	4	5	6	7	8	9	10	11	12	1	2	3	4	5	6	7	8	9	10	11	12	TOTAL		
12	1	2	3	4	5	6	7	8	9	10	11	12	1	2	3	4	5	6	7	8	9	10	11	12	11981		
00-15															351	347	433	390	411	366	233	176	174	120	75		
15-30															318	367	396	407	415	303	196	212	123	90	71		
30-45															325	366	424	461	407	289	200	178	149	79	67		
45-00															253	329	384	391	455	366	226	175	77	61	59		
HOUR															253	1323	1464	1644	1713	1599	1244	855	741	523	350	272	11981
TOT																											

AM PEAK HOUR 0000 TO 0000 VOLUME 0  
 PM PEAK HOUR 0430 TO 0530 VOLUME 1742  
 AM TOTAL 0  
 PM TOTAL 11981

09/29/09	TUESDAY	AM HOURS												PM HOURS												DAILY													
COUNT	1	2	3	4	5	6	7	8	9	10	11	12	1	2	3	4	5	6	7	8	9	10	11	12	TOTAL														
12	1	2	3	4	5	6	7	8	9	10	11	12	1	2	3	4	5	6	7	8	9	10	11	12	19759														
00-15															48	18	20	15	20	34	101	223	265	240	240	299	363	349	347	448	405	429	398	298	243	191	105	70	
15-30															36	34	22	21	28	37	137	208	274	202	234	242	304	331	366	447	365	446	327	267	223	157	90	80	
30-45															34	24	26	24	33	79	195	294	262	233	209	266	286	297	366	416	396	407	302	250	169	152	70	63	
45-00															36	21	13	23	41	95	215	292	247	224	250	279	300	314	365	392	457	383	271	190	180	137	77	57	
HOUR															154	97	81	83	122	245	648	1017	1048	899	933	1086	1253	1291	1444	1703	1623	1665	1298	1005	815	637	342	270	19759
TOT																																							

AM PEAK HOUR 0730 TO 0830 VOLUME 1125  
 PM PEAK HOUR 0445 TO 0545 VOLUME 1739  
 AM TOTAL 6413  
 PM TOTAL 13346

09/30/09	WEDNESDAY	AM HOURS												PM HOURS												DAILY													
COUNT	1	2	3	4	5	6	7	8	9	10	11	12	1	2	3	4	5	6	7	8	9	10	11	12	TOTAL														
12	1	2	3	4	5	6	7	8	9	10 <td>11</td> <td>12</td> <td>1</td> <td>2</td> <td>3</td> <td>4</td> <td>5</td> <td>6</td> <td>7</td> <td>8</td> <td>9</td> <td>10</td> <td>11</td> <td>12</td> <td>20312</td>	11	12	1	2	3	4	5	6	7	8	9	10	11	12	20312														
00-15															62	20	28	12	24	33	117	210	268	254	244	311	342	348	366	379	430	443	378	263	206	179	123	104	
15-30															40	37	31	21	15	39	127	246	227	233	219	236	360	300	312	417	403	457	412	282	245	187	106	85	
30-45															41	31	30	18	33	80	198	292	272	204	224	327	310	332	355	418	458	429	328	233	212	140	76	68	
45-00															35	36	17	15	46	78	198	269	271	219	275	318	308	303	407	437	410	298	209	223	110	90	60		
HOUR															178	124	106	66	118	230	640	1017	1038	910	962	1192	1320	1283	1440	1604	1728	1739	1416	987	886	616	395	317	20312
TOT																																							

AM PEAK HOUR 1100 TO 1200 VOLUME 1192  
 PM PEAK HOUR 0430 TO 0530 VOLUME 1795  
 AM TOTAL 6581  
 PM TOTAL 13731

DOT-RNB515A-B

STATE OF WASHINGTON - DEPARTMENT OF TRANSPORTATION  
TRIP SYSTEM  
15 MINUTE TRAFFIC COUNT SUMMARY

DATE 11/18/09  
TIME 15:16:33  
PAGE 10

SR 500 MP 003.50 OFF SYSTEM ID. LEG 1 DIRECTION OF TRAFFIC EASTBOUND LANE 2 OF 2

COUNT IDENTIFIER HPMS COUNTER NUMBER 408690 \* DESCRIPTION: ON SR 500 W/O NE THURSTON WAY I/C

10/01/09 THURSDAY	AM HOURS												DAILY TOTAL												
	1	2	3	4	5	6	7	8	9	10	11	12													
00-15	12	1	2	3	4	5	6	7	8	9	10	11	12	109											
15-30	54	29	37	15	19	24	112	218	263	242	283	317	370	350	345	426	419	450	412	254	266	196	120	109	
30-45	51	32	26	21	20	45	145	244	241	228	276	275	331	321	381	417	450	431	378	266	238	181	130	77	
45-00	35	29	28	18	30	79	201	277	240	194	234	293	342	324	358	411	445	446	305	257	206	180	101	83	
HOUR	29	28	22	27	39	89	194	272	296	190	268	294	281	308	365	443	423	383	293	224	171	154	91	60	
TOT	169	118	113	81	108	237	652	1011	1040	854	1061	1179	1324	1303	1449	1697	1737	1710	1388	1001	881	711	442	329	20595

AM PEAK HOUR 1100 TO 1200 VOLUME 1179  
PM PEAK HOUR 0415 TO 0515 VOLUME 1768

AM TOTAL 6623  
PM TOTAL 13972

10/02/09 FRIDAY	AM HOURS												DAILY TOTAL												
	1	2	3	4	5	6	7	8	9	10	11	12													
00-15	12	1	2	3	4	5	6	7	8	9	10	11	12	109											
15-30	59	26	46	14	32	29	109	198	241	228	276	275	331	321	381	417	450	431	378	266	238	181	130	77	
30-45	68	48	38	25	22	34	138	245	240	194	234	293	342	324	358	411	445	446	305	257	206	180	101	83	
45-00	47	39	24	18	35	93	207	276	296	190	268	294	281	308	365	443	423	383	293	224	171	154	91	60	
HOUR	47	39	24	18	35	93	207	276	296	190	268	294	281	308	365	443	423	383	293	224	171	154	91	60	
TOT	222	155	128	71	127	247	643	1009	1040	854	1061	1179	1324	1303	1449	1697	1737	1710	1388	1001	881	711	442	329	20595

AM PEAK HOUR 0700 TO 0800 VOLUME 1009  
PM PEAK HOUR 0000 TO 0000 VOLUME 0

AM TOTAL 2602  
PM TOTAL 0

2602

TRIP SYSTEM  
15 MINUTE TRAFFIC COUNT SUMMARY

SR 500 MP 003.50 OFF SYSTEM ID. LEG 1 DIRECTION OF TRAFFIC EASTBOUND LANE 12 OF 2

COUNT IDENTIFIER HPMS COUNTER NUMBER 408690 \* DESCRIPTION: ON SR 500 W/O NE THURSTON WAY I/C

09/28/09	MONDAY												DAILY TOTAL	
	1	2	3	4	5	6	7	8	9	10	11	12		
00-15	12	1	2	3	4	5	6	7	8	9	10	11	12	98
15-30	1	2	3	4	5	6	7	8	9	10	11	12		91
30-45														84
45-00														77
TOT	12	1	2	3	4	5	6	7	8	9	10	11	12	350
														17734

AM PEAK HOUR 0000 TO 0000 VOLUME 0  
PM PEAK HOUR 0430 TO 0530 VOLUME 2604

AM TOTAL 0  
PM TOTAL 17734

09/29/09	TUESDAY												DAILY TOTAL	
	1	2	3	4	5	6	7	8	9	10	11	12		
00-15	12	1	2	3	4	5	6	7	8	9	10	11	12	104
15-30	1	2	3	4	5	6	7	8	9	10	11	12		108
30-45														76
45-00														78
TOT	12	1	2	3	4	5	6	7	8	9	10	11	12	366
														29642

AM PEAK HOUR 1100 TO 1200 VOLUME 1681  
PM PEAK HOUR 0445 TO 0545 VOLUME 2562

AM TOTAL 9784  
PM TOTAL 19858

09/30/09	WEDNESDAY												DAILY TOTAL	
	1	2	3	4	5	6	7	8	9	10	11	12		
00-15	12	1	2	3	4	5	6	7	8	9	10	11	12	139
15-30	1	2	3	4	5	6	7	8	9	10	11	12		114
30-45														106
45-00														81
TOT	12	1	2	3	4	5	6	7	8	9	10	11	12	440
														30466

AM PEAK HOUR 1100 TO 1200 VOLUME 1816  
PM PEAK HOUR 0430 TO 0530 VOLUME 2723

AM TOTAL 10068  
PM TOTAL 20398

SR 500 MP 003.50 OFF SYSTEM ID. LEG 1 DIRECTION OF TRAFFIC EASTBOUND LANE 12 OF 2

COUNT IDENTIFIER	HPMS	COUNTER NUMBER	408690 *	DESCRIPTION: ON SR 500 W/O NE THURSTON WAY I/C	AM PEAK HOUR 0700 TO 0800 VOLUME	PM PEAK HOUR 0345 TO 0445 VOLUME	AM TOTAL	PM TOTAL	DAILY TOTAL																
10/01/09 THURSDAY																									
12	1	2	3	4	5	6	7	8	9	10	11	DAILY TOTAL													
1	2	3	4	5	6	7	8	9	10	11	12														
00-15	68	57	45	23	27	47	175	321	385	385	418	451	544	518	613	658	679	606	383	355	291	185	144		
15-30	64	55	37	35	39	91	223	365	374	352	399	423	502	473	558	644	639	653	546	388	330	287	181	113	
30-45	52	43	38	28	52	138	293	420	379	337	474	508	499	543	633	662	648	435	340	306	268	143	106		
45-00	37	39	29	35	77	147	310	387	442	341	389	470	429	465	565	656	619	589	444	275	218	127	92		
TOT	221	194	149	121	195	423	1001	1493	1580	1415	1569	1818	1983	1955	2179	2546	2578	2569	2031	1454	1266	1064	636	455	30895

10/02/09 FRIDAY	AM HOURS	PM HOURS	AM PEAK HOUR 0700 TO 0800 VOLUME	PM PEAK HOUR 0000 TO 0000 VOLUME	AM TOTAL	PM TOTAL	DAILY TOTAL					
12	1	2	3	4	5	6	7	8	9	10	11	DAILY TOTAL
1	2	3	4	5	6	7	8	9	10	11	12	
00-15	79	53	60	19	39	56	162	290				
15-30	86	57	54	36	38	70	231	371				
30-45	60	59	35	20	61	151	277	419				
45-00	62	54	31	23	68	148	313	409				
TOT	287	223	180	98	206	425	983	1489				3891

09/28/09 THRU 10/02/09 TOTAL HOURS FOR COUNT 91  
 3 DAYS AVG WEEKDAY VOL 30334 X SEASONAL ADJ. FACTOR 0.9200 = 27907 X AXLE CORR FACTOR 0.9608 = ESTIMATED AVG DAILY TRAFFIC 26813  
 FACTOR GROUP GR-02  
 FACTOR GROUP CB-20



SR 500 MP 003.50 OFF SYSTEM ID. LEG 1 DIRECTION OF TRAFFIC BOTH WAYS LANE ALL OF

COUNT IDENTIFIER HPMS COUNTER NUMBER 408690 \* DESCRIPTION: ON SR 500 W/O NE THURSTON WAY I/C

09/28/09	MONDAY	AM HOURS												PM HOURS												DAILY TOTAL
		1	2	3	4	5	6	7	8	9	10	11	12	1	2	3	4	5	6	7	8	9	10	11	12	
12	1	2	3	4	5	6	7	8	9	10	11	12	1	2	3	4	5	6	7	8	9	10	11	12	169	
1	2	3	4	5	6	7	8	9	10	11	12	1	2	3	4	5	6	7	8	9	10	11	12	172		
																									162	
																									137	
TOT																									30236	
																									0	
																									30236	

AM PEAK HOUR 0000 TO 0000 VOLUME 0  
PM PEAK HOUR 0430 TO 0530 VOLUME 4753

AM PEAK HOUR 0715 TO 0815 VOLUME 4098  
PM PEAK HOUR 0430 TO 0530 VOLUME 4828

09/29/09	TUESDAY	AM HOURS												PM HOURS												DAILY TOTAL
		1	2	3	4	5	6	7	8	9	10	11	12	1	2	3	4	5	6	7	8	9	10	11	12	
12	1	2	3	4	5	6	7	8	9	10	11	12	1	2	3	4	5	6	7	8	9	10	11	12	180	
1	2	3	4	5	6	7	8	9	10	11	12	1	2	3	4	5	6	7	8	9	10	11	12	199		
																									159	
																									150	
TOT																									58621	
																									0	
																									36583	

AM PEAK HOUR 0730 TO 0830 VOLUME 4093  
PM PEAK HOUR 0445 TO 0545 VOLUME 4685

AM PEAK HOUR 0715 TO 0815 VOLUME 4093  
PM PEAK HOUR 0430 TO 0530 VOLUME 4828

09/30/09	WEDNESDAY	AM HOURS												PM HOURS												DAILY TOTAL
		1	2	3	4	5	6	7	8	9	10	11	12	1	2	3	4	5	6	7	8	9	10	11	12	
12	1	2	3	4	5	6	7	8	9	10	11	12	1	2	3	4	5	6	7	8	9	10	11	12	232	
1	2	3	4	5	6	7	8	9	10	11	12	1	2	3	4	5	6	7	8	9	10	11	12	208		
																									190	
																									144	
TOT																									60665	
																									0	
																									37738	

AM PEAK HOUR 0715 TO 0815 VOLUME 4098  
PM PEAK HOUR 0430 TO 0530 VOLUME 4828

AM PEAK HOUR 0715 TO 0815 VOLUME 4098  
PM PEAK HOUR 0430 TO 0530 VOLUME 4828

TRIP SYSTEM  
15 MINUTE TRAFFIC COUNT SUMMARY

SR 500 MP 003.50 OFF SYSTEM ID. LEG 1 DIRECTION OF TRAFFIC BOTH WAYS LANE ALL OF

COUNT IDENTIFIER HPMS COUNTER NUMBER 408690 \* DESCRIPTION: ON SR 500 W/O NE THURSTON WAY I/C

10/01/09 THURSDAY	AM HOURS												PM HOURS	DAILY TOTAL											
	1	2	3	4	5	6	7	8	9	10	11	12													
12	1	2	3	4	5	6	7	8	9	10	11	12	1	2	3	4	5	6	7	8	9	10	11	12	9537
TOT	412	329	263	257	505	1357	2734	3840	3761	3078	3116	3416	3753	3838	4094	4541	4636	4713	3848	2801	2303	1905	1178	827	61505
									AM PEAK HOUR 0715 TO 0815 VOLUME 3973													AM TOTAL 23068			
									PM PEAK HOUR 0430 TO 0530 VOLUME 4787													PM TOTAL 38437			

10/02/09 FRIDAY	AM HOURS												PM HOURS	DAILY TOTAL											
	1	2	3	4	5	6	7	8	9	10	11	12													
12	1	2	3	4	5	6	7	8	9	10	11	12	1	2	3	4	5	6	7	8	9	10	11	12	9537
TOT	509	350	319	218	512	1255	2564	3810														AM TOTAL 9537			
									AM PEAK HOUR 0700 TO 0800 VOLUME 3810													PM TOTAL 0			
									PM PEAK HOUR 0000 TO 0000 VOLUME 0																

09/28/09 THRU 10/02/09 90  
 TOTAL HOURS FOR COUNT  
 2 DAYS 61085  
 AVG WEEKDAY VOL 60264 X SEASONAL ADJ. FACTOR 0.9200 = 55443 X AXLE CORR FACTOR 0.9608 = ESTIMATED AVG DAILY TRAFFIC 53270  
 PEAK HOUR PERCENTAGES: K = 8.01 D = 56.40  
 PEAK HOUR LOCATION : VOLUME = 4828 DATE: 09/30/09 TIME: 04:30 PM