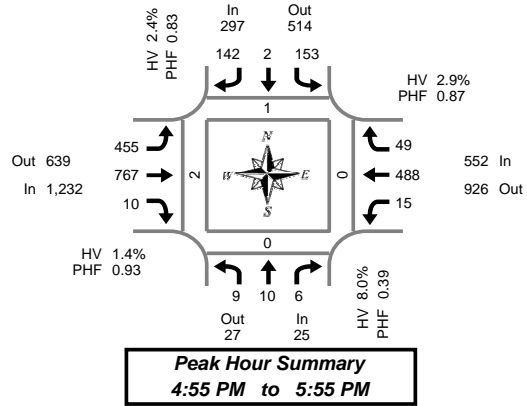


# Total Vehicle Summary



Clay Carney  
(503) 833-2740



## NE Ward Rd & NE 4th Plain Rd

Tuesday, March 07, 2006  
4:00 PM to 6:00 PM

### 5-Minute Interval Summary 4:00 PM to 6:00 PM

Interval Start Time	Northbound NE Ward Rd				Southbound NE Ward Rd				Eastbound NE 4th Plain Rd				Westbound NE 4th Plain Rd				Interval Total	Pedestrians Crosswalk			
	L	T	R	Bikes	L	T	R	Bikes	L	T	R	Bikes	L	T	R	Bikes		North	South	East	West
4:00 PM	0	1	0	0	13	0	6	0	25	43	0	0	2	46	2	0	138	0	0	2	1
4:05 PM	2	0	1	0	9	1	18	0	31	64	1	0	1	28	6	0	162	0	0	0	0
4:10 PM	1	0	0	0	7	1	16	0	31	52	1	0	1	43	3	0	156	0	0	0	0
4:15 PM	3	0	1	0	7	2	17	0	30	59	0	0	0	43	4	0	166	0	0	0	0
4:20 PM	0	0	0	0	11	0	11	0	26	54	1	0	0	45	4	0	152	0	0	0	0
4:25 PM	1	0	0	0	9	0	13	0	25	55	0	0	1	54	3	0	161	0	0	0	1
4:30 PM	1	1	0	0	11	1	7	1	41	68	0	0	0	35	8	0	173	0	0	0	0
4:35 PM	0	1	0	0	10	0	6	0	33	56	1	0	1	41	5	0	154	0	0	0	0
4:40 PM	0	1	0	0	22	1	15	0	40	47	0	0	0	47	7	1	180	1	0	0	0
4:45 PM	0	0	1	1	11	1	17	0	37	68	0	0	0	30	2	0	167	0	0	0	0
4:50 PM	3	0	1	0	14	1	9	0	17	47	1	0	0	57	8	0	158	0	0	0	0
4:55 PM	1	0	0	1	10	0	13	0	36	59	0	0	0	44	2	0	165	0	0	0	0
5:00 PM	0	1	0	0	15	0	12	0	29	51	0	0	1	50	2	0	161	0	0	0	2
5:05 PM	0	2	0	0	11	0	10	0	46	73	1	0	0	36	6	0	185	0	0	0	0
5:10 PM	0	0	1	0	23	0	13	0	36	71	1	0	3	38	3	0	189	1	0	0	0
5:15 PM	0	1	0	0	8	0	5	0	32	71	1	0	8	48	4	0	178	0	0	0	0
5:20 PM	2	4	5	0	16	0	8	0	40	59	1	0	2	49	3	0	189	0	0	0	0
5:25 PM	1	0	0	0	17	0	18	0	29	56	2	0	0	33	4	0	160	0	0	0	0
5:30 PM	3	1	0	0	6	1	14	0	40	71	1	0	0	43	6	0	186	0	0	0	0
5:35 PM	0	0	0	1	16	0	18	0	46	55	0	0	1	43	3	0	182	0	0	0	0
5:40 PM	1	0	0	0	15	0	13	0	40	74	1	0	0	27	3	0	174	0	0	0	0
5:45 PM	0	0	0	0	10	1	8	0	21	65	1	0	0	32	5	0	143	0	0	0	0
5:50 PM	1	1	0	0	6	0	10	0	60	62	1	0	0	45	8	0	194	0	0	0	0
5:55 PM	0	0	0	0	9	2	15	0	27	56	1	0	0	39	10	0	159	0	0	0	0
Total Survey	20	14	10	3	286	12	292	1	818	1,436	16	0	21	996	111	1	4,032	2	0	2	4

### 15-Minute Interval Summary 4:00 PM to 6:00 PM

Interval Start Time	Northbound NE Ward Rd				Southbound NE Ward Rd				Eastbound NE 4th Plain Rd				Westbound NE 4th Plain Rd				Interval Total	Pedestrians Crosswalk			
	L	T	R	Bikes	L	T	R	Bikes	L	T	R	Bikes	L	T	R	Bikes		North	South	East	West
4:00 PM	3	1	1	0	29	2	40	0	87	159	2	0	4	117	11	0	456	0	0	2	1
4:15 PM	4	0	1	0	27	2	41	0	81	168	1	0	1	142	11	0	479	0	0	0	1
4:30 PM	1	3	0	0	43	2	28	1	114	171	1	0	1	123	20	1	507	1	0	0	0
4:45 PM	4	0	2	2	35	2	39	0	90	174	1	0	0	131	12	0	490	0	0	0	0
5:00 PM	0	3	1	0	49	0	35	0	111	195	2	0	4	124	11	0	535	1	0	0	2
5:15 PM	3	5	5	0	41	0	31	0	101	186	4	0	10	130	11	0	527	0	0	0	0
5:30 PM	4	1	0	1	37	1	45	0	126	200	2	0	1	113	12	0	542	0	0	0	0
5:45 PM	1	1	0	0	25	3	33	0	108	183	3	0	0	116	23	0	496	0	0	0	0
Total Survey	20	14	10	3	286	12	292	1	818	1,436	16	0	21	996	111	1	4,032	2	0	2	4

### Peak Hour Summary 4:55 PM to 5:55 PM

By Approach	Northbound NE Ward Rd				Southbound NE Ward Rd				Eastbound NE 4th Plain Rd				Westbound NE 4th Plain Rd				Total	Pedestrians Crosswalk			
	In	Out	Total	Bikes	In	Out	Total	Bikes	In	Out	Total	Bikes	In	Out	Total	Bikes		North	South	East	West
Volume	25	27	52	2	297	514	811	0	1,232	639	1,871	0	552	926	1,478	0	2,106	1	0	0	2
%HV	8.0%				2.4%				1.4%				2.9%				2.0%				
PHF	0.39				0.83				0.93				0.87				0.95				

By Movement	Northbound NE Ward Rd				Southbound NE Ward Rd				Eastbound NE 4th Plain Rd				Westbound NE 4th Plain Rd				Total
	L	T	R	Total	L	T	R	Total	L	T	R	Total	L	T	R	Total	
Volume	9	10	6	25	153	2	142	297	455	767	10	1,232	15	488	49	552	2,106
%HV	11.1%	10.0%	0.0%	8.0%	1.3%	50.0%	2.8%	2.4%	1.8%	1.2%	0.0%	1.4%	13.3%	2.7%	2.0%	2.9%	2.0%
PHF	0.38	0.50	0.25	0.39	0.78	0.50	0.71	0.83	0.90	0.89	0.63	0.93	0.29	0.90	0.77	0.87	0.95

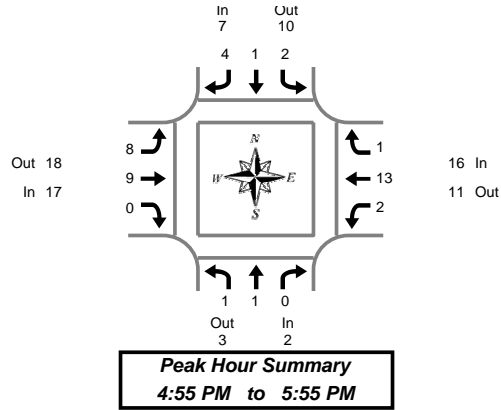
### Rolling Hour Summary 4:00 PM to 6:00 PM

Interval Start Time	Northbound NE Ward Rd				Southbound NE Ward Rd				Eastbound NE 4th Plain Rd				Westbound NE 4th Plain Rd				Interval Total	Pedestrians Crosswalk			
	L	T	R	Bikes	L	T	R	Bikes	L	T	R	Bikes	L	T	R	Bikes		North	South	East	West
4:00 PM	12	4	4	2	134	8	148	1	372	672	5	0	6	513	54	1	1,932	1	0	2	2
4:15 PM	9	6	4	2	154	6	143	1	396	708	5	0	6	520	54	1	2,011	2	0	0	3
4:30 PM	8	11	8	2	168	4	133	1	416	726	8	0	15	508	54	1	2,059	2	0	0	2
4:45 PM	11	9	8	3	162	3	150	0	428	755	9	0	15	498	46	0	2,094	1	0	0	2
5:00 PM	8	10	6	1	152	4	144	0	446	764	11	0	15	483	57	0	2,100	1	0	0	2

# Heavy Vehicle Summary



Clay Carney  
(503) 833-2740



## NE Ward Rd & NE 4th Plain Rd

Tuesday, March 07, 2006

4:00 PM to 6:00 PM

### Heavy Vehicle 5-Minute Interval Summary 4:00 PM to 6:00 PM

Interval Start Time	Northbound NE Ward Rd				Southbound NE Ward Rd				Eastbound NE 4th Plain Rd				Westbound NE 4th Plain Rd				Interval Total
	L	T	R	Total	L	T	R	Total	L	T	R	Total	L	T	R	Total	
4:00 PM	0	0	0	0	1	0	2	3	1	2	0	3	0	2	0	2	8
4:05 PM	0	0	0	0	0	0	2	2	1	3	0	4	0	1	0	1	7
4:10 PM	0	0	0	0	0	0	1	1	1	2	0	3	0	1	0	1	5
4:15 PM	0	0	0	0	0	0	1	1	2	0	2	0	2	0	2	2	5
4:20 PM	0	0	0	0	0	0	1	1	3	2	0	5	0	3	0	3	9
4:25 PM	0	0	0	0	0	0	0	0	0	2	0	2	0	3	0	3	5
4:30 PM	0	0	0	0	0	0	0	0	2	1	0	3	0	3	0	3	6
4:35 PM	0	0	0	0	0	0	0	0	1	1	0	2	0	1	0	1	3
4:40 PM	0	0	0	0	0	0	0	0	0	1	0	1	0	0	0	0	1
4:45 PM	0	0	0	0	0	0	0	0	0	0	0	0	2	0	2	2	2
4:50 PM	0	0	0	0	0	0	1	1	0	2	0	2	0	5	0	5	8
4:55 PM	0	0	0	0	0	0	0	0	1	0	0	1	0	1	0	1	2
5:00 PM	0	0	0	0	0	0	0	0	0	2	0	2	1	1	0	2	4
5:05 PM	0	1	0	1	0	0	0	0	0	1	0	1	0	1	0	1	3
5:10 PM	0	0	0	0	1	0	0	1	1	0	0	1	0	2	0	2	4
5:15 PM	0	0	0	0	0	0	0	0	0	0	0	0	1	1	1	3	3
5:20 PM	1	0	0	1	0	0	1	1	2	0	0	2	0	0	0	0	4
5:25 PM	0	0	0	0	0	0	1	1	1	0	0	1	0	1	0	1	3
5:30 PM	0	0	0	0	0	1	1	2	0	1	0	1	0	3	0	3	6
5:35 PM	0	0	0	0	1	0	1	2	0	0	0	0	0	0	0	0	2
5:40 PM	0	0	0	0	0	0	0	0	1	2	0	3	0	1	0	1	4
5:45 PM	0	0	0	0	0	0	0	0	0	1	0	1	0	0	0	0	1
5:50 PM	0	0	0	0	0	0	0	0	2	2	0	4	0	2	0	2	6
5:55 PM	0	0	0	0	0	0	0	0	1	1	0	2	0	0	0	0	2
Total Survey	1	1	0	2	3	1	12	16	20	26	0	46	2	34	3	39	103

### Heavy Vehicle 15-Minute Interval Summary 4:00 PM to 6:00 PM

Interval Start Time	Northbound NE Ward Rd				Southbound NE Ward Rd				Eastbound NE 4th Plain Rd				Westbound NE 4th Plain Rd				Interval Total
	L	T	R	Total	L	T	R	Total	L	T	R	Total	L	T	R	Total	
4:00 PM	0	0	0	0	1	0	5	6	3	7	0	10	0	4	0	4	20
4:15 PM	0	0	0	0	0	0	2	2	5	4	0	9	0	6	2	8	19
4:30 PM	0	0	0	0	0	0	0	0	3	3	0	6	0	4	0	4	10
4:45 PM	0	0	0	0	0	0	1	1	1	2	0	3	0	8	0	8	12
5:00 PM	0	1	0	1	1	0	0	1	1	3	0	4	1	4	0	5	11
5:15 PM	1	0	0	1	0	0	2	2	3	0	0	3	1	2	1	4	10
5:30 PM	0	0	0	0	1	1	2	4	1	3	0	4	0	4	0	4	12
5:45 PM	0	0	0	0	0	0	0	0	3	4	0	7	0	2	0	2	9
Total Survey	1	1	0	2	3	1	12	16	20	26	0	46	2	34	3	39	103

### Heavy Vehicle Peak Hour Summary 4:55 PM to 5:55 PM

By Approach	Northbound NE Ward Rd			Southbound NE Ward Rd			Eastbound NE 4th Plain Rd			Westbound NE 4th Plain Rd			Total
	In	Out	Total	In	Out	Total	In	Out	Total	In	Out	Total	
Volume	2	3	5	7	10	17	17	18	35	16	11	27	42
PHF	0.50			0.35			0.53			0.67			0.81

By Movement	Northbound NE Ward Rd				Southbound NE Ward Rd				Eastbound NE 4th Plain Rd				Westbound NE 4th Plain Rd				Total
	L	T	R	Total	L	T	R	Total	L	T	R	Total	L	T	R	Total	
Volume	1	1	0	2	2	1	4	7	8	9	0	17	2	13	1	16	42
PHF	0.25	0.25	0.00	0.50	0.50	0.25	0.33	0.35	0.67	0.45	0.00	0.53	0.50	0.81	0.25	0.67	0.81

### Heavy Vehicle Rolling Hour Summary 4:00 PM to 6:00 PM

Interval Start Time	Northbound NE Ward Rd				Southbound NE Ward Rd				Eastbound NE 4th Plain Rd				Westbound NE 4th Plain Rd				Interval Total
	L	T	R	Total	L	T	R	Total	L	T	R	Total	L	T	R	Total	
4:00 PM	0	0	0	0	1	0	8	9	12	16	0	28	0	22	2	24	61
4:15 PM	0	1	0	1	1	0	3	4	10	12	0	22	1	22	2	25	52
4:30 PM	1	1	0	2	1	0	3	4	8	8	0	16	2	18	1	21	43
4:45 PM	1	1	0	2	2	1	5	8	6	8	0	14	2	18	1	21	45
5:00 PM	1	1	0	2	2	1	4	7	8	10	0	18	2	12	1	15	42

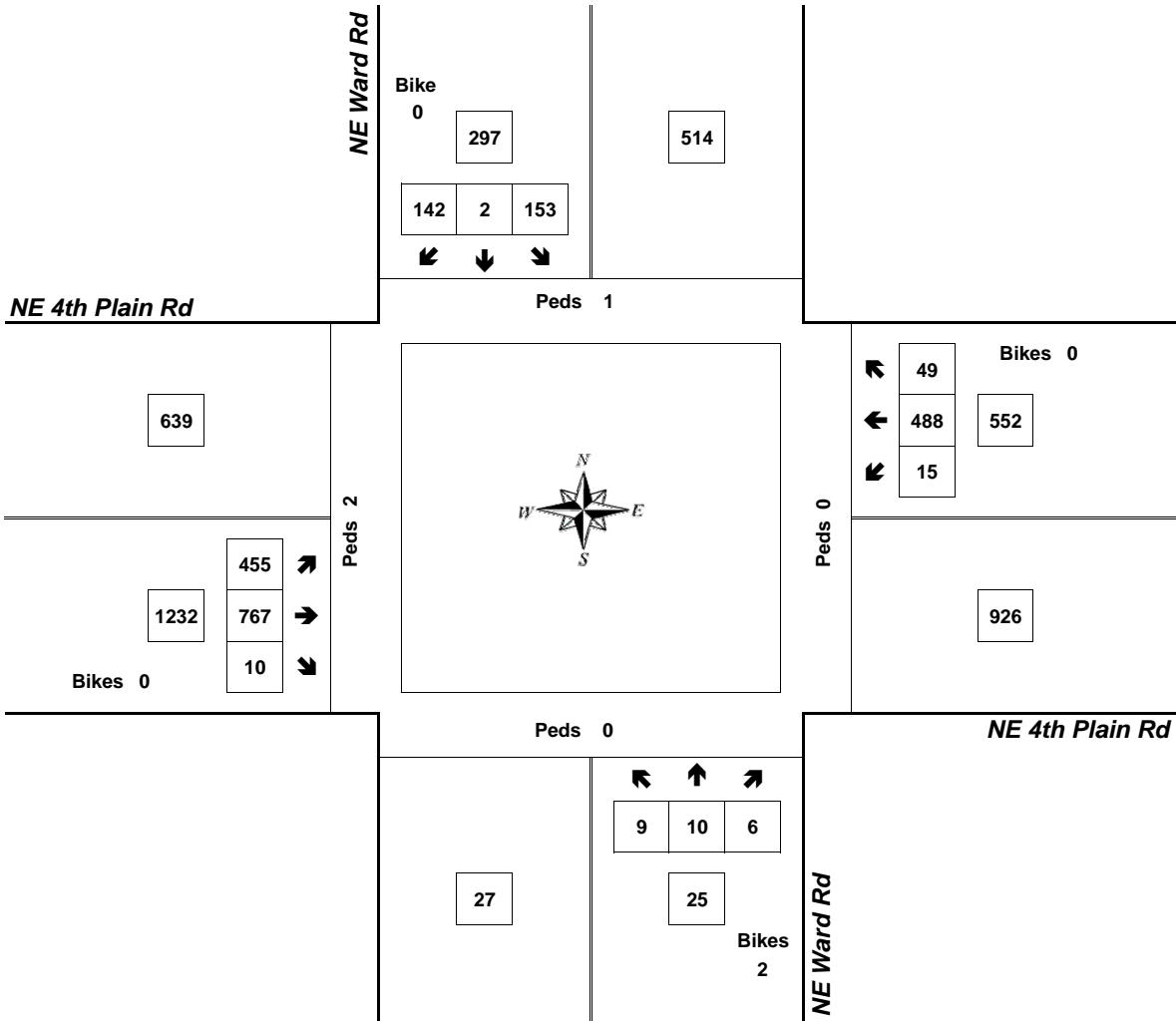
# Peak Hour Summary



Clay Carney  
(503) 833-2740

## NE Ward Rd & NE 4th Plain Rd

4:55 PM to 5:55 PM  
Tuesday, March 07, 2006



Approach	PHF	HV%	Volume
EB	0.93	1.4%	1,232
WB	0.87	2.9%	552
NB	0.39	8.0%	25
SB	0.83	2.4%	297
<b>Intersection</b>	<b>0.95</b>	<b>2.0%</b>	<b>2,106</b>

Count Period: 4:00 PM to 6:00 PM