

0217



Washington State Department of Transportation

GK Traffic Counter

Interval 60 Min. 15 Min.
 2 Tube Classification
 Lane No. 1 2

1 Channel Tube A+B
 2 Channel Tube A, B
 Direction Channel A RWD
 Direction Channel B SB
 Module No. 148541

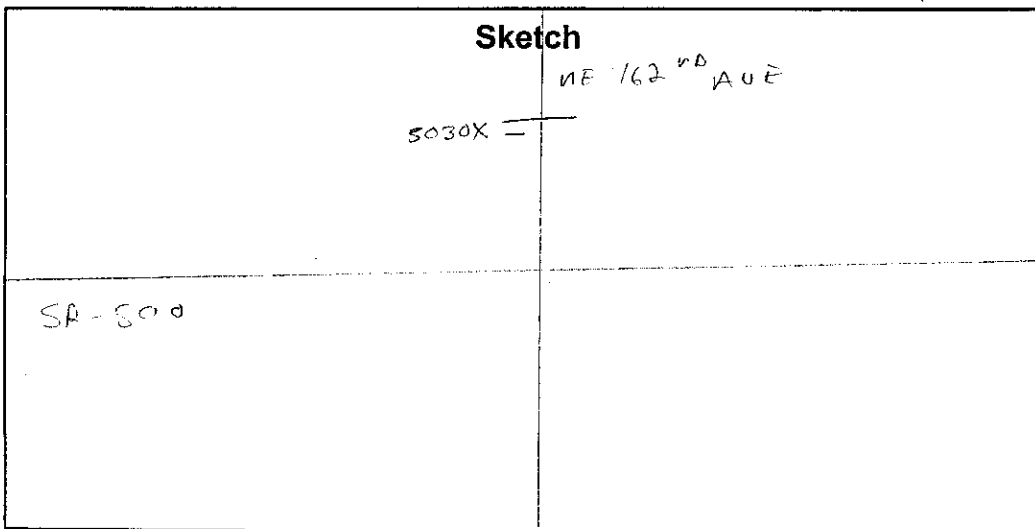
Counter No. 5030 Count ID SP#03-008

SR 500 RRT MP 8.30

Leg (L) Direction SFC A/B OSID

Station Description - ON NORTH EAST 162ND AVENUE n/o SB 500

| Date | Day | Time | Comments |
|---------|-----|------|--|
| 4/28/03 | 2 | 1315 | Manual A <u> </u> B <u> </u> Counter A <u> </u> B <u> </u> SET OK DB / W/P 6.40 |
| 4/29 | 3 | 0929 | Manual A <u> 54 </u> B <u> 28 </u> Counter A <u> 54 </u> B <u> 28 </u> CHECK OK 6.40 |
| 4/30 | 4 | 1115 | Manual A <u> 10 </u> B <u> 5 </u> Counter A <u> 10 </u> B <u> 5 </u> CHECK OK 6.50 |
| 5/01 | 5 | 1030 | Manual A <u> </u> B <u> </u> Counter A <u> </u> B <u> </u> TUBE CHECK |
| 5/02 | 6 | 0809 | Manual A <u> 1 </u> B <u> 1 </u> Counter A <u> 1 </u> B <u> 1 </u> P/O/K 00/W/P 6.40 |



 Diane / Poo's
Field Person

SR 500 MP 008.30 OFF SYSTEM ID. LEG L DIRECTION OF TRAFFIC SOUTHBOUND LANE ALL OF

COUNT IDENTIFIER 03-008 COUNTER NUMBER 005030 DESCRIPTION: ON NE 162ND AVE N/O SR 500

| COUNT | IDENTIFIER | 04/28/03 MONDAY | | | | | | | | | | | | DAILY TOTAL | | | | | | | | | | | |
|-------|------------|--------------------------------------|-----|-----|-----|-----|-----|----------|-----|-----|----|----|------|---------------|---|---|---|---|---|---|---|----|----|----|----|
| | | AM HOURS | | | | | | PM HOURS | | | | | | | | | | | | | | | | | |
| | | 1 | 2 | 3 | 4 | 5 | 6 | 7 | 8 | 9 | 10 | 11 | 12 | 1 | 2 | 3 | 4 | 5 | 6 | 7 | 8 | 9 | 10 | 11 | 12 |
| 00-15 | 12 | 1 | 2 | 3 | 4 | 5 | 6 | 7 | 8 | 9 | 10 | 11 | 12 | 1 | 2 | 3 | 4 | 5 | 6 | 7 | 8 | 9 | 10 | 11 | 12 |
| 15-30 | 1 | 2 | 3 | 4 | 5 | 6 | 7 | 8 | 9 | 10 | 11 | 12 | 1 | 2 | 3 | 4 | 5 | 6 | 7 | 8 | 9 | 10 | 11 | 12 | |
| 30-45 | 1 | 2 | 3 | 4 | 5 | 6 | 7 | 8 | 9 | 10 | 11 | 12 | 1 | 2 | 3 | 4 | 5 | 6 | 7 | 8 | 9 | 10 | 11 | 12 | |
| 45-00 | 1 | 2 | 3 | 4 | 5 | 6 | 7 | 8 | 9 | 10 | 11 | 12 | 1 | 2 | 3 | 4 | 5 | 6 | 7 | 8 | 9 | 10 | 11 | 12 | |
| TOT | | 184 | 372 | 440 | 466 | 486 | 438 | 327 | 244 | 178 | 85 | 59 | 3279 | | | | | | | | | | | | |
| | | AM PEAK HOUR 0000 TO 0000 VOLUME 0 | | | | | | | | | | | | AM TOTAL 0 | | | | | | | | | | | |
| | | PM PEAK HOUR 0415 TO 0515 VOLUME 495 | | | | | | | | | | | | PM TOTAL 3279 | | | | | | | | | | | |

| COUNT | IDENTIFIER | 04/29/03 TUESDAY | | | | | | | | | | | | DAILY TOTAL | | | | | | | | | | | |
|-------|------------|--------------------------------------|----|----|----|----|-----|----------|-----|-----|-----|-----|-----|---------------|-----|-----|-----|-----|-----|-----|-----|-----|-----|-----|----|
| | | AM HOURS | | | | | | PM HOURS | | | | | | | | | | | | | | | | | |
| | | 1 | 2 | 3 | 4 | 5 | 6 | 7 | 8 | 9 | 10 | 11 | 12 | 1 | 2 | 3 | 4 | 5 | 6 | 7 | 8 | 9 | 10 | 11 | 12 |
| 00-15 | 12 | 1 | 2 | 3 | 4 | 5 | 6 | 7 | 8 | 9 | 10 | 11 | 12 | 1 | 2 | 3 | 4 | 5 | 6 | 7 | 8 | 9 | 10 | 11 | 12 |
| 15-30 | 1 | 2 | 3 | 4 | 5 | 6 | 7 | 8 | 9 | 10 | 11 | 12 | 1 | 2 | 3 | 4 | 5 | 6 | 7 | 8 | 9 | 10 | 11 | 12 | |
| 30-45 | 1 | 2 | 3 | 4 | 5 | 6 | 7 | 8 | 9 | 10 | 11 | 12 | 1 | 2 | 3 | 4 | 5 | 6 | 7 | 8 | 9 | 10 | 11 | 12 | |
| 45-00 | 1 | 2 | 3 | 4 | 5 | 6 | 7 | 8 | 9 | 10 | 11 | 12 | 1 | 2 | 3 | 4 | 5 | 6 | 7 | 8 | 9 | 10 | 11 | 12 | |
| TOT | | 25 | 18 | 22 | 16 | 68 | 210 | 452 | 545 | 603 | 392 | 374 | 398 | 380 | 346 | 454 | 478 | 466 | 494 | 446 | 343 | 231 | 159 | 124 | 60 |
| | | AM PEAK HOUR 0800 TO 0900 VOLUME 603 | | | | | | | | | | | | AM TOTAL 3123 | | | | | | | | | | | |
| | | PM PEAK HOUR 0530 TO 0630 VOLUME 496 | | | | | | | | | | | | PM TOTAL 3981 | | | | | | | | | | | |

| COUNT | IDENTIFIER | 04/30/03 WEDNESDAY | | | | | | | | | | | | DAILY TOTAL | | | | | | | | | | | |
|-------|------------|--------------------------------------|----|----|----|----|-----|----------|-----|-----|-----|-----|-----|---------------|-----|-----|-----|-----|-----|-----|-----|-----|-----|-----|----|
| | | AM HOURS | | | | | | PM HOURS | | | | | | | | | | | | | | | | | |
| | | 1 | 2 | 3 | 4 | 5 | 6 | 7 | 8 | 9 | 10 | 11 | 12 | 1 | 2 | 3 | 4 | 5 | 6 | 7 | 8 | 9 | 10 | 11 | 12 |
| 00-15 | 12 | 1 | 2 | 3 | 4 | 5 | 6 | 7 | 8 | 9 | 10 | 11 | 12 | 1 | 2 | 3 | 4 | 5 | 6 | 7 | 8 | 9 | 10 | 11 | 12 |
| 15-30 | 1 | 2 | 3 | 4 | 5 | 6 | 7 | 8 | 9 | 10 | 11 | 12 | 1 | 2 | 3 | 4 | 5 | 6 | 7 | 8 | 9 | 10 | 11 | 12 | |
| 30-45 | 1 | 2 | 3 | 4 | 5 | 6 | 7 | 8 | 9 | 10 | 11 | 12 | 1 | 2 | 3 | 4 | 5 | 6 | 7 | 8 | 9 | 10 | 11 | 12 | |
| 45-00 | 1 | 2 | 3 | 4 | 5 | 6 | 7 | 8 | 9 | 10 | 11 | 12 | 1 | 2 | 3 | 4 | 5 | 6 | 7 | 8 | 9 | 10 | 11 | 12 | |
| TOT | | 33 | 21 | 16 | 22 | 62 | 223 | 450 | 582 | 552 | 393 | 332 | 357 | 404 | 359 | 366 | 408 | 470 | 494 | 448 | 345 | 282 | 248 | 115 | 64 |
| | | AM PEAK HOUR 0745 TO 0845 VOLUME 588 | | | | | | | | | | | | AM TOTAL 3043 | | | | | | | | | | | |
| | | PM PEAK HOUR 0445 TO 0545 VOLUME 506 | | | | | | | | | | | | PM TOTAL 4003 | | | | | | | | | | | |
| | | 7046 | | | | | | | | | | | | | | | | | | | | | | | |

SR 500 MP 008.30 OFF SYSTEM ID. LEG 1 DIRECTION OF TRAFFIC SOUTHBOUND LANE ALL OF

COUNT IDENTIFIER 03-008 COUNTER NUMBER 005030 DESCRIPTION: ON NE 162ND AVE N/O SR 500

| COUNT IDENTIFIER | THURSDAY | AM HOURS | | | | | | | | | | | | PM HOURS | DAILY TOTAL | | | | | | | | | | | |
|------------------|----------|----------|----|----|----|-----|-----|-----|----------------------------------|-----|-----|-----|-----|----------|-------------|-----|-----|-----|-----|-----|-----|-----|-----|----|------|------|
| | | 1 | 2 | 3 | 4 | 5 | 6 | 7 | 8 | 9 | 10 | 11 | 12 | | | | | | | | | | | | | |
| 05/01/03 | 12 | 1 | 2 | 3 | 4 | 5 | 6 | 7 | 8 | 9 | 10 | 11 | 12 | 1 | 2 | 3 | 4 | 5 | 6 | 7 | 8 | 9 | 10 | 11 | 12 | 7376 |
| TOT | 40 | 13 | 25 | 28 | 56 | 194 | 463 | 553 | 543 | 445 | 344 | 361 | 399 | 380 | 402 | 468 | 514 | 527 | 460 | 396 | 321 | 258 | 118 | 68 | 1332 | |
| | | | | | | | | | AM PEAK HOUR 0715 TO 0815 VOLUME | | | | | | | | | | | | | | | | | |
| | | | | | | | | | PM PEAK HOUR 0445 TO 0545 VOLUME | | | | | | | | | | | | | | | | | |
| | | | | | | | | | 554 | | | | | | | | | | | | | | | | | |
| | | | | | | | | | 533 | | | | | | | | | | | | | | | | | |

| COUNT IDENTIFIER | FRIDAY | AM HOURS | | | | | | | | | | | | PM HOURS | DAILY TOTAL | | | | | | | | | | | |
|------------------|--------|----------|----|----|----|-----|-----|-----|----------------------------------|---|----|----|----|----------|-------------|---|---|---|---|---|---|---|----|----|----|------|
| | | 1 | 2 | 3 | 4 | 5 | 6 | 7 | 8 | 9 | 10 | 11 | 12 | | | | | | | | | | | | | |
| 05/02/03 | 12 | 1 | 2 | 3 | 4 | 5 | 6 | 7 | 8 | 9 | 10 | 11 | 12 | 1 | 2 | 3 | 4 | 5 | 6 | 7 | 8 | 9 | 10 | 11 | 12 | 1332 |
| TOT | 32 | 19 | 16 | 27 | 52 | 194 | 442 | 550 | | | | | | | | | | | | | | | | | | |
| | | | | | | | | | AM PEAK HOUR 0700 TO 0800 VOLUME | | | | | | | | | | | | | | | | | |
| | | | | | | | | | 550 | | | | | | | | | | | | | | | | | |
| | | | | | | | | | 0 | | | | | | | | | | | | | | | | | |
| | | | | | | | | | 0 | | | | | | | | | | | | | | | | | |

04/28/03 THRU 05/02/03 TOTAL HOURS FOR COUNT 90
 3 DAYS AVG WEEKDAY VOL 7175 X SEASONAL ADJ. FACTOR 0.9800 = 7032 X AXLE CORR FACTOR 0.9556 = ESTIMATED AVG DAILY TRAFFIC 6720
 FACTOR GROUP CB-02 FACTOR GROUP GR-R3

SR 500 MP 008.30 OFF SYSTEM ID. LEG L DIRECTION OF TRAFFIC NORTHBOUND LANE ALL OF
 COUNT IDENTIFIER 03-008 COUNTER NUMBER 005030 DESCRIPTION: ON NE 162ND AVE N/O SR 500

| COUNT | IDENTIFIER | MP | OFF SYSTEM ID. | COUNTER NUMBER | DESCRIPTION | DIRECTION OF TRAFFIC NORTHBOUND | | | | | | | | | | | |
|----------|------------|----|----------------|----------------|-------------|---------------------------------|------|------|------|------|------|------|------|------|------|------|------|
| | | | | | | 0500 | 0505 | 0510 | 0515 | 0520 | 0525 | 0530 | 0535 | 0540 | 0545 | 0550 | 0555 |
| 04/28/03 | MONDAY | | | | | 215 | 471 | 672 | 840 | 894 | 692 | 508 | 409 | 254 | 175 | 103 | 5233 |
| 00-15 | | | | | | | | | | | | | | | | | |
| 15-30 | | | | | | | | | | | | | | | | | |
| 30-45 | | | | | | | | | | | | | | | | | |
| 45-00 | | | | | | | | | | | | | | | | | |
| TOTAL | | | | | | 215 | 471 | 672 | 840 | 894 | 692 | 508 | 409 | 254 | 175 | 103 | 5233 |

AM PEAK HOUR 0000 TO 0000 VOLUME 0
 PM PEAK HOUR 0500 TO 0600 VOLUME 894
 AM TOTAL 0
 PM TOTAL 5233

| COUNT | IDENTIFIER | MP | OFF SYSTEM ID. | COUNTER NUMBER | DESCRIPTION | DIRECTION OF TRAFFIC NORTHBOUND | | | | | | | | | | | | | | | | |
|----------|------------|----|----------------|----------------|-------------|---------------------------------|------|------|------|------|------|------|------|------|------|------|------|-----|-----|-----|-----|------|
| | | | | | | 0000 | 0005 | 0010 | 0015 | 0020 | 0025 | 0030 | 0035 | 0040 | 0045 | 0050 | 0055 | | | | | |
| 04/29/03 | TUESDAY | | | | | 344 | 298 | 306 | 421 | 405 | 393 | 555 | 639 | 850 | 895 | 775 | 552 | 424 | 335 | 164 | 100 | 8204 |
| 00-15 | | | | | | | | | | | | | | | | | | | | | | |
| 15-30 | | | | | | | | | | | | | | | | | | | | | | |
| 30-45 | | | | | | | | | | | | | | | | | | | | | | |
| 45-00 | | | | | | | | | | | | | | | | | | | | | | |
| TOTAL | | | | | | 344 | 298 | 306 | 421 | 405 | 393 | 555 | 639 | 850 | 895 | 775 | 552 | 424 | 335 | 164 | 100 | 8204 |

AM PEAK HOUR 1100 TO 1200 VOLUME 421
 PM PEAK HOUR 0445 TO 0545 VOLUME 913
 AM TOTAL 2117
 PM TOTAL 6087

| COUNT | IDENTIFIER | MP | OFF SYSTEM ID. | COUNTER NUMBER | DESCRIPTION | DIRECTION OF TRAFFIC NORTHBOUND | | | | | | | | | | | | | | | | |
|----------|------------|----|----------------|----------------|-------------|---------------------------------|------|------|------|------|------|------|------|------|------|------|------|-----|-----|-----|-----|------|
| | | | | | | 0500 | 0505 | 0510 | 0515 | 0520 | 0525 | 0530 | 0535 | 0540 | 0545 | 0550 | 0555 | | | | | |
| 04/30/03 | WEDNESDAY | | | | | 333 | 255 | 295 | 383 | 382 | 390 | 460 | 644 | 785 | 848 | 750 | 552 | 472 | 404 | 232 | 104 | 8017 |
| 00-15 | | | | | | | | | | | | | | | | | | | | | | |
| 15-30 | | | | | | | | | | | | | | | | | | | | | | |
| 30-45 | | | | | | | | | | | | | | | | | | | | | | |
| 45-00 | | | | | | | | | | | | | | | | | | | | | | |
| TOTAL | | | | | | 333 | 255 | 295 | 383 | 382 | 390 | 460 | 644 | 785 | 848 | 750 | 552 | 472 | 404 | 232 | 104 | 8017 |

AM PEAK HOUR 1100 TO 1200 VOLUME 383
 PM PEAK HOUR 0500 TO 0600 VOLUME 848
 AM TOTAL 1994
 PM TOTAL 6023

SR 500 MP 008.30 OFF SYSTEM ID. LEG 1 DIRECTION OF TRAFFIC NORTHBOUND LANE ALL OF

COUNT IDENTIFIER 03-008 COUNTER NUMBER 005030 DESCRIPTION: ON NE 162ND AVE N/O SR 500

| 05/01/03 THURSDAY | AM HOURS | | | | | | | | | | | | PM HOURS | | | | | | | | | | | | DAILY TOTAL |
|-------------------|--------------------------------------|----|----|----|----|----|-----|-----|-----|-----|-----|-----|--------------------------------------|-----|-----|-----|-----|-----|-----|-----|-----|-----|-----|----|---------------|
| | 1 | 2 | 3 | 4 | 5 | 6 | 7 | 8 | 9 | 10 | 11 | 12 | 1 | 2 | 3 | 4 | 5 | 6 | 7 | 8 | 9 | 10 | 11 | 12 | |
| 12 | 1 | 2 | 3 | 4 | 5 | 6 | 7 | 8 | 9 | 10 | 11 | 12 | 1 | 2 | 3 | 4 | 5 | 6 | 7 | 8 | 9 | 10 | 11 | 12 | 8533 |
| TOT | 60 | 34 | 27 | 20 | 21 | 55 | 187 | 399 | 345 | 361 | 314 | 381 | 424 | 420 | 546 | 698 | 843 | 896 | 741 | 598 | 475 | 387 | 206 | 95 | |
| | AM PEAK HOUR 0715 TO 0815 VOLUME 418 | | | | | | | | | | | | PM PEAK HOUR 0500 TO 0600 VOLUME 896 | | | | | | | | | | | | AM TOTAL 2204 |
| | PM PEAK HOUR 0500 TO 0600 VOLUME 896 | | | | | | | | | | | | | | | | | | | | | | | | PM TOTAL 6329 |

| 05/02/03 FRIDAY | AM HOURS | | | | | | | | | | | | PM HOURS | | | | | | | | | | | | DAILY TOTAL | | | | | | | | |
|-----------------|------------------------------------|----|----|----|----|----|-----|-----|--------------------------------------|----|----|----|----------|---|---|---|---|---|---|---|------------------------------------|----|----|----|-------------|--|--|--|--|--|--|--|--------------|
| | 1 | 2 | 3 | 4 | 5 | 6 | 7 | 8 | 9 | 10 | 11 | 12 | 1 | 2 | 3 | 4 | 5 | 6 | 7 | 8 | 9 | 10 | 11 | 12 | | | | | | | | | |
| 12 | 1 | 2 | 3 | 4 | 5 | 6 | 7 | 8 | 9 | 10 | 11 | 12 | 1 | 2 | 3 | 4 | 5 | 6 | 7 | 8 | 9 | 10 | 11 | 12 | 814 | | | | | | | | |
| TOT | 66 | 31 | 23 | 19 | 31 | 67 | 192 | 385 | AM PEAK HOUR 0700 TO 0800 VOLUME 385 | | | | | | | | | | | | PM PEAK HOUR 0000 TO 0000 VOLUME 0 | | | | | | | | | | | | AM TOTAL 814 |
| | PM PEAK HOUR 0000 TO 0000 VOLUME 0 | | | | | | | | | | | | | | | | | | | | | | | | PM TOTAL 0 | | | | | | | | |

04/28/03 THRU 05/02/03 TOTAL HOURS FOR COUNT 90

3 DAYS FACTOR GROUP CB-02 8251 X SEASONAL ADJ. FACTOR 0.9800 = 8086 X AXLE CORR FACTOR 0.9556 = ESTIMATED AVG DAILY TRAFFIC 7727

| SR 500 | MP 008.30 | OFF SYSTEM ID. | LEG L | DIRECTION OF TRAFFIC | BOTH WAYS | LANE ALL OF | | | | | | | |
|------------------|-----------|----------------|--------|----------------------|----------------------------|-------------|---|---|----|----|----|----|-------------|
| COUNT IDENTIFIER | 03-008 | COUNTER NUMBER | 005030 | DESCRIPTION: | ON NE 162ND AVE N/O SR 500 | | | | | | | | |
| 04/28/03 MONDAY | | | | | | | | | | | | | |
| 12 | 1 | 2 | 3 | 4 | 5 | 6 | 7 | 8 | 9 | 10 | 11 | 12 | DAILY TOTAL |
| 1 | 2 | 3 | 4 | 5 | 6 | 7 | 8 | 9 | 10 | 11 | 12 | | |
| | | | | | | | | | | | | | |
| 00-15 | | | | | | | | | | | | | |
| 15-30 | | | | | | | | | | | | | |
| 30-45 | | | | | | | | | | | | | |
| 45-00 | | | | | | | | | | | | | |
| HOUR | | | | | | | | | | | | | |
| TOT | | | | | | | | | | | | | |
| | | | | | | | | | | | | | |
| | | | | | | | | | | | | | |

| 04/29/03 TUESDAY | AM HOURS | PM HOURS | AM TOTAL | PM TOTAL | DAILY TOTAL | | | | | | | | |
|------------------|----------|----------|----------|----------|-------------|---|---|---|----|----|----|----|-------------|
| 12 | 1 | 2 | 3 | 4 | 5 | 6 | 7 | 8 | 9 | 10 | 11 | 12 | DAILY TOTAL |
| 1 | 2 | 3 | 4 | 5 | 6 | 7 | 8 | 9 | 10 | 11 | 12 | | |
| | | | | | | | | | | | | | |
| 00-15 | | | | | | | | | | | | | |
| 15-30 | | | | | | | | | | | | | |
| 30-45 | | | | | | | | | | | | | |
| 45-00 | | | | | | | | | | | | | |
| HOUR | | | | | | | | | | | | | |
| TOT | | | | | | | | | | | | | |
| | | | | | | | | | | | | | |
| | | | | | | | | | | | | | |

| 04/30/03 WEDNESDAY | AM HOURS | PM HOURS | AM TOTAL | PM TOTAL | DAILY TOTAL | | | | | | | | |
|--------------------|----------|----------|----------|----------|-------------|---|---|---|----|----|----|----|-------------|
| 12 | 1 | 2 | 3 | 4 | 5 | 6 | 7 | 8 | 9 | 10 | 11 | 12 | DAILY TOTAL |
| 1 | 2 | 3 | 4 | 5 | 6 | 7 | 8 | 9 | 10 | 11 | 12 | | |
| | | | | | | | | | | | | | |
| 00-15 | | | | | | | | | | | | | |
| 15-30 | | | | | | | | | | | | | |
| 30-45 | | | | | | | | | | | | | |
| 45-00 | | | | | | | | | | | | | |
| HOUR | | | | | | | | | | | | | |
| TOT | | | | | | | | | | | | | |
| | | | | | | | | | | | | | |
| | | | | | | | | | | | | | |

AM PEAK HOUR 0715 TO 0815 VOLUME 928
 PM PEAK HOUR 0500 TO 0600 VOLUME 1342

SR 500 MP 008.30 OFF SYSTEM ID. LEG L DIRECTION OF TRAFFIC BOTH WAYS LANE ALL OF

COUNT IDENTIFIER 03-008 COUNTER NUMBER 005030 DESCRIPTION: ON NE 162ND AVE N/O SR 500

| 05/01/03 THURSDAY | AM HOURS | | | | | | | | | | | | PM HOURS | | | | | | | | | | | | DAILY TOTAL |
|-------------------|--------------------------------------|----|----|----|----|-----|-----|-----|-----|-----|-----|-----|---------------------------------------|-----|-----|------|------|------|------|-----|-----|-----|-----|-----|----------------|
| | 1 | 2 | 3 | 4 | 5 | 6 | 7 | 8 | 9 | 10 | 11 | 12 | 1 | 2 | 3 | 4 | 5 | 6 | 7 | 8 | 9 | 10 | 11 | 12 | |
| 12 | 1 | 2 | 3 | 4 | 5 | 6 | 7 | 8 | 9 | 10 | 11 | 12 | 1 | 2 | 3 | 4 | 5 | 6 | 7 | 8 | 9 | 10 | 11 | 12 | 15909 |
| TOT | 100 | 47 | 52 | 48 | 77 | 249 | 650 | 952 | 888 | 806 | 658 | 742 | 823 | 800 | 948 | 1166 | 1357 | 1423 | 1201 | 994 | 796 | 645 | 324 | 163 | 5269 |
| | AM PEAK HOUR 0715 TO 0815 VOLUME 972 | | | | | | | | | | | | PM PEAK HOUR 0500 TO 0600 VOLUME 1423 | | | | | | | | | | | | AM TOTAL 5269 |
| | | | | | | | | | | | | | | | | | | | | | | | | | PM TOTAL 10640 |

| 05/02/03 FRIDAY | AM HOURS | | | | | | | | | | | | PM HOURS | | | | | | | | | | | | DAILY TOTAL | | | | | | | | |
|-----------------|----------|----|----|----|----|-----|-----|-----|--------------------------------------|----|----|----|----------|---|---|---|---|---|---|---|------------------------------------|----|----|----|-------------|--|--|--|--|--|--|--|---------------|
| | 1 | 2 | 3 | 4 | 5 | 6 | 7 | 8 | 9 | 10 | 11 | 12 | 1 | 2 | 3 | 4 | 5 | 6 | 7 | 8 | 9 | 10 | 11 | 12 | | | | | | | | | |
| 12 | 1 | 2 | 3 | 4 | 5 | 6 | 7 | 8 | 9 | 10 | 11 | 12 | 1 | 2 | 3 | 4 | 5 | 6 | 7 | 8 | 9 | 10 | 11 | 12 | 2146 | | | | | | | | |
| TOT | 98 | 50 | 39 | 46 | 83 | 261 | 634 | 935 | AM PEAK HOUR 0700 TO 0800 VOLUME 935 | | | | | | | | | | | | PM PEAK HOUR 0000 TO 0000 VOLUME 0 | | | | | | | | | | | | AM TOTAL 2146 |
| | | | | | | | | | | | | | | | | | | | | | | | | | PM TOTAL 0 | | | | | | | | |

04/28/03 THRU 05/02/03 TOTAL HOURS FOR COUNT 90

3 DAYS AVG WEEKDAY VOL 15427 X SEASONAL ADJ. FACTOR 0.9800 = 15118 X AXLE CORR FACTOR 0.9556 = ESTIMATED AVG DAILY TRAFFIC 14447
 PEAK HOUR PERCENTAGES: K = 9.22 D = 62.97
 PEAK HOUR LOCATION : VOLUME = 1423 DATE: 05/01/03 TIME: 05:00 PM



Interval 60 Min. 15 Min.
 2 Tube Classification
 Lane No. 1 2

1 Channel Tube A+B
 2 Channel Tube A, B
 Direction Channel A _____
 Direction Channel B _____
 Module No. 21446

Counter No. 5043 Count ID SP403-008
 SR 500 RRT _____ MP 8.30
 Leg 1A Direction SE OSID _____

Station Description - ON North East Loop A. N. S/O SR-500

| Date | Day | Time | Comments |
|---------|-----|------|--|
| 4/28/03 | 2 | 1328 | Manual A _____ B _____ Counter A _____ B _____ SET OK DR/WP 6.4 |
| 4/29 | 3 | 0938 | Manual A <u>39</u> B _____ Counter A <u>39</u> B _____ CHECK OK 6.40 |
| 4/30 | 4 | 1123 | Manual A <u>20</u> B _____ Counter A <u>20</u> B _____ CHECK OK 6.40 |
| 5/01 | 5 | 1438 | Manual A _____ B _____ Counter A _____ B _____ TUNE CHECK |
| 5/02 | 6 | 0813 | Manual A <u>1</u> B _____ Counter A <u>1</u> B _____ P/1E DR/WP 6.50 |

Sketch

NE 162ND AVE

SK-500

5043 X —



BIATE / Rowle
Field Person



Interval 60 Min. 15 Min.
 2 Tube Classification
 Lane No. 1 2

1 Channel Tube A+B
 2 Channel Tube A, B
 Direction Channel A _____
 Direction Channel B _____
 Module No. 16815

Counter No. 5022 Count ID SA403-008

SR 500 RRT _____ MP 8.30

Leg (R) Direction WB OSID _____

Station Description - ON 162nd Ave @ SR 500

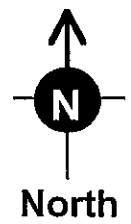
| Date | Day | Time | Comments |
|---------|-----|------|---|
| 4/28/08 | 2 | 1830 | Manual A _____ B _____ Counter A _____ B _____ SET OK DB/WR 6.30 |
| 4/29 | 3 | 0944 | Manual A <u>17</u> B _____ Counter A <u>17</u> B _____ CHECK OK 6.4 |
| 4/30 | 4 | 1129 | Manual A <u>23</u> B _____ Counter A <u>23</u> B _____ CHECK OK 6.30 |
| 5/01 | 5 | 0830 | Manual A _____ B _____ Counter A _____ B _____ TUBE CHECK |
| 5/02 | 6 | 0816 | Manual A <u>1</u> B _____ Counter A <u>1</u> B _____ PS/OK DB/WR 6.40 |

Sketch

NE 162nd AVE

SR 500

-x 5022



BLAKE/Rodis

SR 500 MP 008.30 OFF SYSTEM ID. LEG R DIRECTION OF TRAFFIC SOUTHBOUND LANE ALL OF

COUNT IDENTIFIER 03-008 COUNTER NUMBER 005043 DESCRIPTION: ON NE 162ND AVE S/O SR 500

| 04/28/03 | MONDAY | AM HOURS | | | | | | | | | | | | PM HOURS | | | | | | | | | | | | DAILY TOTAL |
|----------|--------|----------|---|---|---|---|----|----|----|----|----|----|----|----------|----|----|----|----|----|----|----|----|----|----|-------|-------------|
| COUNT | 1 | 2 | 3 | 4 | 5 | 6 | 7 | 8 | 9 | 10 | 11 | 12 | 1 | 2 | 3 | 4 | 5 | 6 | 7 | 8 | 9 | 10 | 11 | 12 | TOTAL | |
| 00-15 | 1 | 2 | 3 | 4 | 5 | 6 | 7 | 8 | 9 | 10 | 11 | 12 | 1 | 2 | 3 | 4 | 5 | 6 | 7 | 8 | 9 | 10 | 11 | 12 | 23 | |
| 15-30 | 1 | 2 | 3 | 4 | 5 | 6 | 7 | 8 | 9 | 10 | 11 | 12 | 1 | 2 | 3 | 4 | 5 | 6 | 7 | 8 | 9 | 10 | 11 | 12 | 21 | |
| 30-45 | 1 | 2 | 3 | 4 | 5 | 6 | 7 | 8 | 9 | 10 | 11 | 12 | 1 | 2 | 3 | 4 | 5 | 6 | 7 | 8 | 9 | 10 | 11 | 12 | 18 | |
| 45-00 | 1 | 2 | 3 | 4 | 5 | 6 | 7 | 8 | 9 | 10 | 11 | 12 | 1 | 2 | 3 | 4 | 5 | 6 | 7 | 8 | 9 | 10 | 11 | 12 | 24 | |
| TOT | 4 | 5 | 6 | 7 | 8 | 9 | 10 | 11 | 12 | 13 | 14 | 15 | 16 | 17 | 18 | 19 | 20 | 21 | 22 | 23 | 24 | 25 | 26 | 27 | 5102 | |
| | | | | | | | | | | | | | | | | | | | | | | | | | | |

AM PEAK HOUR 0000 TO 0000 VOLUME 0
 PM PEAK HOUR 0430 TO 0530 VOLUME 781
 AM TOTAL 5102
 PM TOTAL 0

| 04/29/03 | TUESDAY | AM HOURS | | | | | | | | | | | | PM HOURS | | | | | | | | | | | | DAILY TOTAL |
|----------|---------|----------|---|---|---|---|----|----|----|----|----|----|----|----------|----|----|----|----|----|----|----|----|----|----|-------|-------------|
| COUNT | 1 | 2 | 3 | 4 | 5 | 6 | 7 | 8 | 9 | 10 | 11 | 12 | 1 | 2 | 3 | 4 | 5 | 6 | 7 | 8 | 9 | 10 | 11 | 12 | TOTAL | |
| 00-15 | 1 | 2 | 3 | 4 | 5 | 6 | 7 | 8 | 9 | 10 | 11 | 12 | 1 | 2 | 3 | 4 | 5 | 6 | 7 | 8 | 9 | 10 | 11 | 12 | 25 | |
| 15-30 | 1 | 2 | 3 | 4 | 5 | 6 | 7 | 8 | 9 | 10 | 11 | 12 | 1 | 2 | 3 | 4 | 5 | 6 | 7 | 8 | 9 | 10 | 11 | 12 | 21 | |
| 30-45 | 1 | 2 | 3 | 4 | 5 | 6 | 7 | 8 | 9 | 10 | 11 | 12 | 1 | 2 | 3 | 4 | 5 | 6 | 7 | 8 | 9 | 10 | 11 | 12 | 21 | |
| 45-00 | 1 | 2 | 3 | 4 | 5 | 6 | 7 | 8 | 9 | 10 | 11 | 12 | 1 | 2 | 3 | 4 | 5 | 6 | 7 | 8 | 9 | 10 | 11 | 12 | 16 | |
| TOT | 4 | 5 | 6 | 7 | 8 | 9 | 10 | 11 | 12 | 13 | 14 | 15 | 16 | 17 | 18 | 19 | 20 | 21 | 22 | 23 | 24 | 25 | 26 | 27 | 10147 | |
| | | | | | | | | | | | | | | | | | | | | | | | | | | |

AM PEAK HOUR 0715 TO 0815 VOLUME 817
 PM PEAK HOUR 0500 TO 0600 VOLUME 794
 AM TOTAL 4024
 PM TOTAL 6123

| 04/30/03 | WEDNESDAY | AM HOURS | | | | | | | | | | | | PM HOURS | | | | | | | | | | | | DAILY TOTAL |
|----------|-----------|----------|---|---|---|---|----|----|----|---|----|----|----|----------|----|----|----|----|----|----|----|----|----|----|-------|-------------|
| COUNT | 1 | 2 | 3 | 4 | 5 | 6 | 7 | 8 | 9 | 10 | 11 | 12 | 1 | 2 | 3 | 4 | 5 | 6 | 7 | 8 | 9 | 10 | 11 | 12 | TOTAL | |
| 00-15 | 1 | 2 | 3 | 4 | 5 | 6 | 7 | 8 | 9 | 10 <td>11</td> <td>12</td> <td>1</td> <td>2</td> <td>3</td> <td>4</td> <td>5</td> <td>6</td> <td>7</td> <td>8</td> <td>9</td> <td>10</td> <td>11</td> <td>12</td> <td>34</td> | 11 | 12 | 1 | 2 | 3 | 4 | 5 | 6 | 7 | 8 | 9 | 10 | 11 | 12 | 34 | |
| 15-30 | 1 | 2 | 3 | 4 | 5 | 6 | 7 | 8 | 9 | 10 | 11 | 12 | 1 | 2 | 3 | 4 | 5 | 6 | 7 | 8 | 9 | 10 | 11 | 12 | 21 | |
| 30-45 | 1 | 2 | 3 | 4 | 5 | 6 | 7 | 8 | 9 | 10 | 11 | 12 | 1 | 2 | 3 | 4 | 5 | 6 | 7 | 8 | 9 | 10 | 11 | 12 | 32 | |
| 45-00 | 1 | 2 | 3 | 4 | 5 | 6 | 7 | 8 | 9 | 10 | 11 | 12 | 1 | 2 | 3 | 4 | 5 | 6 | 7 | 8 | 9 | 10 | 11 | 12 | 18 | |
| TOT | 4 | 5 | 6 | 7 | 8 | 9 | 10 | 11 | 12 | 13 | 14 | 15 | 16 | 17 | 18 | 19 | 20 | 21 | 22 | 23 | 24 | 25 | 26 | 27 | 9433 | |
| | | | | | | | | | | | | | | | | | | | | | | | | | | |

AM PEAK HOUR 0715 TO 0815 VOLUME 835
 PM PEAK HOUR 0530 TO 0630 VOLUME 748
 AM TOTAL 3888
 PM TOTAL 6055

SR 500 MP 008.30 OFF SYSTEM ID. LEG R DIRECTION OF TRAFFIC SOUTHBOUND LANE ALL OF

COUNT IDENTIFIER 03-008 COUNTER NUMBER 005043 DESCRIPTION: ON NE 162ND AVE S/O SR 500

| 05/01/03 | THURSDAY | AM HOURS | | | | | | | | | | | | PM HOURS | | | | | | | | | | | | DAILY TOTAL | |
|----------|----------|--------------------------------------|----|----|----|-----|-----|-----|-----|-----|-----|-----|-----|--------------------------------------|-----|-----|-----|-----|-----|-----|-----|-----|-----|----|----|---------------|--|
| | | 1 | 2 | 3 | 4 | 5 | 6 | 7 | 8 | 9 | 10 | 11 | 12 | 1 | 2 | 3 | 4 | 5 | 6 | 7 | 8 | 9 | 10 | 11 | 12 | | |
| 00-15 | 12 | 1 | 2 | 3 | 4 | 5 | 6 | 7 | 8 | 9 | 10 | 11 | 12 | 1 | 2 | 3 | 4 | 5 | 6 | 7 | 8 | 9 | 10 | 11 | 12 | | |
| 15-30 | 1 | 2 | 3 | 4 | 5 | 6 | 7 | 8 | 9 | 10 | 11 | 12 | 1 | 2 | 3 | 4 | 5 | 6 | 7 | 8 | 9 | 10 | 11 | 12 | | | |
| 30-45 | 16 | 3 | 9 | 9 | 14 | 21 | 83 | 165 | 176 | 160 | 144 | 127 | 129 | 139 | 156 | 185 | 201 | 200 | 157 | 161 | 120 | 122 | 80 | 40 | 26 | | |
| 45-00 | 13 | 7 | 7 | 7 | 8 | 28 | 116 | 207 | 186 | 130 | 125 | 127 | 138 | 143 | 161 | 171 | 185 | 198 | 155 | 149 | 117 | 112 | 76 | 34 | 21 | | |
| TOT | 14 | 8 | 5 | 10 | 18 | 47 | 126 | 198 | 193 | 158 | 120 | 148 | 134 | 163 | 167 | 196 | 181 | 195 | 167 | 154 | 112 | 76 | 34 | 21 | | | |
| HOUR | 15 | 9 | 10 | 4 | 18 | 59 | 135 | 217 | 223 | 151 | 124 | 160 | 162 | 150 | 178 | 183 | 219 | 200 | 166 | 126 | 123 | 59 | 36 | 14 | | | |
| TOT | 58 | 27 | 31 | 24 | 58 | 155 | 460 | 787 | 778 | 599 | 513 | 562 | 563 | 595 | 662 | 735 | 786 | 793 | 645 | 590 | 472 | 337 | 174 | 96 | | 10500 | |
| | | AM PEAK HOUR 0715 TO 0815 VOLUME 798 | | | | | | | | | | | | PM PEAK HOUR 0445 TO 0545 VOLUME 812 | | | | | | | | | | | | AM TOTAL 4052 | |
| | | PM PEAK HOUR 0000 TO 0000 VOLUME 0 | | | | | | | | | | | | PM PEAK HOUR 0000 TO 0000 VOLUME 0 | | | | | | | | | | | | PM TOTAL 6448 | |

| 05/02/03 | FRIDAY | AM HOURS | | | | | | | | | | | | PM HOURS | | | | | | | | | | | | DAILY TOTAL | |
|----------|--------|--------------------------------------|----|----|----|-----|-----|-----|-----|-----|-----|-----|-----|------------------------------------|-----|-----|-----|-----|-----|-----|-----|-----|-----|----|----|---------------|--|
| | | 1 | 2 | 3 | 4 | 5 | 6 | 7 | 8 | 9 | 10 | 11 | 12 | 1 | 2 | 3 | 4 | 5 | 6 | 7 | 8 | 9 | 10 | 11 | 12 | | |
| 00-15 | 12 | 1 | 2 | 3 | 4 | 5 | 6 | 7 | 8 | 9 | 10 | 11 | 12 | 1 | 2 | 3 | 4 | 5 | 6 | 7 | 8 | 9 | 10 | 11 | 12 | | |
| 15-30 | 1 | 2 | 3 | 4 | 5 | 6 | 7 | 8 | 9 | 10 | 11 | 12 | 1 | 2 | 3 | 4 | 5 | 6 | 7 | 8 | 9 | 10 | 11 | 12 | | | |
| 30-45 | 11 | 7 | 6 | 8 | 20 | 37 | 135 | 194 | 194 | 151 | 124 | 160 | 162 | 150 | 178 | 183 | 219 | 200 | 166 | 126 | 123 | 59 | 36 | 14 | | | |
| 45-00 | 5 | 4 | 9 | 11 | 10 | 69 | 141 | 242 | 242 | 151 | 124 | 160 | 162 | 150 | 178 | 183 | 219 | 200 | 166 | 126 | 123 | 59 | 36 | 14 | | | |
| TOT | 44 | 22 | 27 | 32 | 42 | 171 | 458 | 796 | 796 | 599 | 513 | 562 | 563 | 595 | 662 | 735 | 786 | 793 | 645 | 590 | 472 | 337 | 174 | 96 | | 1592 | |
| | | AM PEAK HOUR 0700 TO 0800 VOLUME 796 | | | | | | | | | | | | PM PEAK HOUR 0000 TO 0000 VOLUME 0 | | | | | | | | | | | | AM TOTAL 1592 | |
| | | PM PEAK HOUR 0000 TO 0000 VOLUME 0 | | | | | | | | | | | | PM PEAK HOUR 0000 TO 0000 VOLUME 0 | | | | | | | | | | | | PM TOTAL 0 | |

04/28/03 THRU 05/02/03
 TOTAL HOURS FOR COUNT 90

3 DAYS
 AVG WEEKDAY VOL 10197 X SEASONAL ADJ. FACTOR 0.9800 = 9993 X AXLE CORR FACTOR 0.9556 = ESTIMATED AVG DAILY TRAFFIC 9549

FACTOR GROUP CB-02

FACTOR GROUP GR-R3

SR 500 MP 008.30 OFF SYSTEM ID. LEG R DIRECTION OF TRAFFIC NORTHBOUND LANE ALL OF

COUNT IDENTIFIER 03-008 COUNTER NUMBER 005022 DESCRIPTION: ON NE 162ND AVE S/O SR 500

| 04/28/03 | MONDAY | AM HOURS | | | | | | | | | | | | PM HOURS | | | | | | | | | | | | DAILY TOTAL |
|----------|--------|--------------------------------------|---|---|---|---|---|---|---|----|----|----|----|---------------------------------------|---|---|---|---|---|---|---|----|----|----|-----|---------------|
| | | 1 | 2 | 3 | 4 | 5 | 6 | 7 | 8 | 9 | 10 | 11 | 12 | 1 | 2 | 3 | 4 | 5 | 6 | 7 | 8 | 9 | 10 | 11 | 12 | |
| 12 | 1 | 2 | 3 | 4 | 5 | 6 | 7 | 8 | 9 | 10 | 11 | 12 | 1 | 2 | 3 | 4 | 5 | 6 | 7 | 8 | 9 | 10 | 11 | 12 | 110 | |
| | | AM PEAK HOUR 0000 TO 0000 VOLUME 0 | | | | | | | | | | | | AM PEAK HOUR 0445 TO 0545 VOLUME 1068 | | | | | | | | | | | | AM TOTAL 0 |
| | | PM PEAK HOUR 0715 TO 0815 VOLUME 143 | | | | | | | | | | | | PM PEAK HOUR 0715 TO 0815 VOLUME 178 | | | | | | | | | | | | PM TOTAL 6128 |
| TOT | | 131 | | | | | | | | | | | | 131 | | | | | | | | | | | | 6128 |

| 04/29/03 | TUESDAY | AM HOURS | | | | | | | | | | | | PM HOURS | | | | | | | | | | | | DAILY TOTAL |
|----------|---------|---------------------------------------|---|---|---|---|---|---|---|----|----|----|----|---------------------------------------|---|---|---|---|---|---|---|----|----|----|-------|---------------|
| | | 1 | 2 | 3 | 4 | 5 | 6 | 7 | 8 | 9 | 10 | 11 | 12 | 1 | 2 | 3 | 4 | 5 | 6 | 7 | 8 | 9 | 10 | 11 | 12 | |
| 12 | 1 | 2 | 3 | 4 | 5 | 6 | 7 | 8 | 9 | 10 | 11 | 12 | 1 | 2 | 3 | 4 | 5 | 6 | 7 | 8 | 9 | 10 | 11 | 12 | 11013 | |
| | | AM PEAK HOUR 0715 TO 0815 VOLUME 572 | | | | | | | | | | | | AM PEAK HOUR 0715 TO 0815 VOLUME 659 | | | | | | | | | | | | AM TOTAL 3354 |
| | | PM PEAK HOUR 0445 TO 0545 VOLUME 1082 | | | | | | | | | | | | PM PEAK HOUR 0445 TO 0545 VOLUME 1082 | | | | | | | | | | | | PM TOTAL 7659 |
| TOT | | 58 | | | | | | | | | | | | 58 | | | | | | | | | | | | 11013 |

| 04/30/03 | WEDNESDAY | AM HOURS | | | | | | | | | | | | PM HOURS | | | | | | | | | | | | DAILY TOTAL |
|----------|-----------|---------------------------------------|---|---|---|---|---|---|---|----|----|----|----|---------------------------------------|---|---|---|---|---|---|---|----|----|----|-------|---------------|
| | | 1 | 2 | 3 | 4 | 5 | 6 | 7 | 8 | 9 | 10 | 11 | 12 | 1 | 2 | 3 | 4 | 5 | 6 | 7 | 8 | 9 | 10 | 11 | 12 | |
| 12 | 1 | 2 | 3 | 4 | 5 | 6 | 7 | 8 | 9 | 10 | 11 | 12 | 1 | 2 | 3 | 4 | 5 | 6 | 7 | 8 | 9 | 10 | 11 | 12 | 10785 | |
| | | AM PEAK HOUR 0715 TO 0815 VOLUME 526 | | | | | | | | | | | | AM PEAK HOUR 0715 TO 0815 VOLUME 638 | | | | | | | | | | | | AM TOTAL 3233 |
| | | PM PEAK HOUR 0445 TO 0545 VOLUME 1122 | | | | | | | | | | | | PM PEAK HOUR 0445 TO 0545 VOLUME 1122 | | | | | | | | | | | | PM TOTAL 7552 |
| TOT | | 63 | | | | | | | | | | | | 63 | | | | | | | | | | | | 10785 |

SR 500 MP 008.30 OFF SYSTEM ID. LEG R DIRECTION OF TRAFFIC NORTHBOUND LANE ALL OF

COUNT IDENTIFIER 03-008 COUNTER NUMBER 005022 DESCRIPTION: ON NE 162ND AVE S/O SR 500

| 05/01/03 | THURSDAY | AM HOURS | | | | | | | | | | | | PM HOURS | | | | | | | | | | | | DAILY TOTAL |
|----------|----------|--------------------------------------|----|----|----|----|-----|-----|-----|-----|-----|-----|-----|---------------------------------------|-----|-----|------|------|-----|-----|-----|-----|-----|-----|-------|---------------|
| | | 1 | 2 | 3 | 4 | 5 | 6 | 7 | 8 | 9 | 10 | 11 | 12 | 1 | 2 | 3 | 4 | 5 | 6 | 7 | 8 | 9 | 10 | 11 | 12 | |
| 00-15 | 27 | 13 | 9 | 5 | 7 | 13 | 39 | 140 | 152 | 125 | 117 | 135 | 186 | 145 | 170 | 181 | 265 | 280 | 214 | 189 | 144 | 109 | 73 | 29 | | |
| 15-30 | 24 | 10 | 5 | 4 | 7 | 18 | 61 | 163 | 125 | 150 | 137 | 127 | 164 | 171 | 216 | 220 | 282 | 299 | 219 | 170 | 148 | 99 | 62 | 26 | | |
| 30-45 | 13 | 10 | 8 | 3 | 4 | 39 | 88 | 204 | 116 | 132 | 125 | 149 | 154 | 185 | 220 | 215 | 250 | 299 | 212 | 148 | 144 | 91 | 31 | 23 | | |
| 45-00 | 15 | 13 | 4 | 5 | 7 | 19 | 116 | 167 | 119 | 135 | 119 | 140 | 183 | 147 | 224 | 272 | 252 | 288 | 207 | 170 | 113 | 88 | 47 | 32 | | |
| TOT | 79 | 46 | 26 | 17 | 25 | 89 | 304 | 674 | 512 | 542 | 498 | 551 | 687 | 648 | 830 | 888 | 1049 | 1166 | 852 | 677 | 549 | 387 | 213 | 110 | 11419 | |
| | | AM PEAK HOUR 0715 TO 0815 VOLUME 686 | | | | | | | | | | | | PM PEAK HOUR 0500 TO 0600 VOLUME 1166 | | | | | | | | | | | | AM TOTAL 3363 |
| | | PM PEAK HOUR 0700 TO 0800 VOLUME 663 | | | | | | | | | | | | PM PEAK HOUR 0000 TO 0000 VOLUME 0 | | | | | | | | | | | | PM TOTAL 8056 |

| 05/02/03 | FRIDAY | AM HOURS | | | | | | | | | | | | PM HOURS | | | | | | | | | | | | DAILY TOTAL |
|----------|--------|--------------------------------------|----|----|----|----|-----|-----|-----|---|----|----|----|--------------------------------------|---|---|---|---|---|---|---|---|----|----|------|---------------|
| | | 1 | 2 | 3 | 4 | 5 | 6 | 7 | 8 | 9 | 10 | 11 | 12 | 1 | 2 | 3 | 4 | 5 | 6 | 7 | 8 | 9 | 10 | 11 | 12 | |
| 00-15 | 17 | 10 | 7 | 9 | 6 | 18 | 35 | 132 | 128 | | | | | | | | | | | | | | | | | |
| 15-30 | 25 | 12 | 8 | 4 | 13 | 22 | 66 | 158 | | | | | | | | | | | | | | | | | | |
| 30-45 | 22 | 5 | 8 | 5 | 10 | 31 | 100 | 200 | | | | | | | | | | | | | | | | | | |
| 45-00 | 10 | 10 | 6 | 7 | 7 | 26 | 123 | 173 | | | | | | | | | | | | | | | | | | |
| TOT | 74 | 37 | 29 | 25 | 36 | 97 | 324 | 663 | 128 | | | | | | | | | | | | | | | | 1413 | |
| | | AM PEAK HOUR 0700 TO 0800 VOLUME 663 | | | | | | | | | | | | PM PEAK HOUR 0000 TO 0000 VOLUME 0 | | | | | | | | | | | | AM TOTAL 1413 |
| | | PM PEAK HOUR 0000 TO 0000 VOLUME 0 | | | | | | | | | | | | PM PEAK HOUR 0700 TO 0800 VOLUME 663 | | | | | | | | | | | | PM TOTAL 0 |

04/28/03 THRU 05/02/03
 TOTAL HOURS FOR COUNT 90

3 DAYS
 AVG WEEKDAY VOL 11072 X SEASONAL ADJ. FACTOR 0.9800 = 10851 X AXLE CORR FACTOR 0.9556 = ESTIMATED AVG DAILY TRAFFIC 10369

FACTOR GROUP CB-02

FACTOR GROUP GR-R3

SR 500 MP 008.30 OFF SYSTEM ID. LEG R DIRECTION OF TRAFFIC BOTH WAYS LANE ALL OF
 COUNT IDENTIFIER 03-008 COUNTER NUMBER 005022 DESCRIPTION: ON NE 162ND AVE S/O SR 500

| COUNT | IDENTIFIER | 03-008 | COUNTER NUMBER | 005022 | DESCRIPTION: ON NE 162ND AVE S/O SR 500 | DAILY TOTAL | | | | | | | | | | | |
|----------|------------|--------|----------------|--------|---|-------------|------|------|------|------|------|-----|-----|-----|-----|-------|----|
| | | | | | | 01 | 02 | 03 | 04 | 05 | 06 | 07 | 08 | 09 | 10 | 11 | 12 |
| 04/28/03 | MONDAY | | | | | 285 | 369 | 406 | 444 | 425 | 325 | 280 | 174 | 104 | 60 | 38 | |
| 00-15 | | | | | | 274 | 351 | 422 | 451 | 412 | 297 | 253 | 177 | 109 | 89 | 49 | |
| 15-30 | | | | | | 303 | 392 | 429 | 479 | 375 | 273 | 199 | 139 | 83 | 42 | 42 | |
| 30-45 | | | | | | 318 | 368 | 467 | 464 | 372 | 257 | 201 | 126 | 62 | 46 | 46 | |
| 45-00 | | | | | | 285 | 369 | 406 | 444 | 425 | 325 | 280 | 174 | 104 | 60 | 38 | |
| HOUR | | | | | | 285 | 369 | 406 | 444 | 425 | 325 | 280 | 174 | 104 | 60 | 38 | |
| TOT | | | | | | 1264 | 1517 | 1762 | 1819 | 1484 | 1107 | 827 | 546 | 294 | 175 | 11080 | |

AM PEAK HOUR 0000 TO 0000 VOLUME 0
 PM PEAK HOUR 0430 TO 0530 VOLUME 1841
 AM TOTAL 11080
 PM TOTAL 1841

| COUNT | IDENTIFIER | 03-008 | COUNTER NUMBER | 005022 | DESCRIPTION: ON NE 162ND AVE S/O SR 500 | DAILY TOTAL | | | | | | | | | | | | | | | | | | | | | | | | |
|----------|------------|--------|----------------|--------|---|-------------|----|----|----|----|-----|-----|------|------|------|------|------|------|------|------|------|------|------|------|------|-----|-----|-----|-----|-------|
| | | | | | | 01 | 02 | 03 | 04 | 05 | 06 | 07 | 08 | 09 | 10 | 11 | 12 | | | | | | | | | | | | | |
| 04/29/03 | TUESDAY | | | | | 99 | 52 | 51 | 34 | 77 | 270 | 778 | 1427 | 1310 | 1028 | 1044 | 1208 | 1222 | 1164 | 1449 | 1603 | 1724 | 1844 | 1565 | 1157 | 878 | 601 | 386 | 189 | 21160 |
| 00-15 | | | | | | 27 | 15 | 12 | 10 | 7 | 38 | 112 | 272 | 321 | 251 | 247 | 294 | 294 | 297 | 326 | 403 | 429 | 445 | 383 | 317 | 255 | 178 | 109 | 50 | 50 |
| 15-30 | | | | | | 28 | 14 | 12 | 8 | 14 | 46 | 178 | 372 | 314 | 250 | 259 | 318 | 328 | 296 | 336 | 367 | 440 | 466 | 408 | 296 | 234 | 173 | 121 | 44 | 44 |
| 30-45 | | | | | | 25 | 11 | 11 | 8 | 29 | 77 | 204 | 364 | 359 | 261 | 259 | 277 | 301 | 291 | 391 | 401 | 397 | 502 | 403 | 284 | 190 | 126 | 90 | 53 | 53 |
| 45-00 | | | | | | 19 | 12 | 16 | 8 | 27 | 109 | 284 | 419 | 316 | 266 | 279 | 319 | 299 | 280 | 396 | 432 | 458 | 433 | 371 | 260 | 199 | 124 | 66 | 42 | 42 |
| HOUR | | | | | | 99 | 52 | 51 | 34 | 77 | 270 | 778 | 1427 | 1310 | 1028 | 1044 | 1208 | 1222 | 1164 | 1449 | 1603 | 1724 | 1844 | 1565 | 1157 | 878 | 601 | 386 | 189 | 21160 |
| TOT | | | | | | 99 | 52 | 51 | 34 | 77 | 270 | 778 | 1427 | 1310 | 1028 | 1044 | 1208 | 1222 | 1164 | 1449 | 1603 | 1724 | 1844 | 1565 | 1157 | 878 | 601 | 386 | 189 | 21160 |

AM PEAK HOUR 0715 TO 0815 VOLUME 1476
 PM PEAK HOUR 0445 TO 0545 VOLUME 1869
 AM TOTAL 7378
 PM TOTAL 13782

| COUNT | IDENTIFIER | 03-008 | COUNTER NUMBER | 005022 | DESCRIPTION: ON NE 162ND AVE S/O SR 500 | DAILY TOTAL | | | | | | | | | | | | | | | | | | | | | | | | |
|----------|------------|--------|----------------|--------|---|-------------|----|----|----|----|-----|-----|------|------|-----|-----|------|------|------|------|------|------|------|------|------|-----|-----|-----|-----|-------|
| | | | | | | 01 | 02 | 03 | 04 | 05 | 06 | 07 | 08 | 09 | 10 | 11 | 12 | | | | | | | | | | | | | |
| 04/30/03 | WEDNESDAY | | | | | 103 | 63 | 49 | 37 | 97 | 281 | 762 | 1426 | 1282 | 983 | 939 | 1099 | 1155 | 1164 | 1288 | 1436 | 1757 | 1820 | 1566 | 1133 | 958 | 741 | 393 | 196 | 20728 |
| 00-15 | | | | | | 32 | 19 | 16 | 7 | 13 | 39 | 124 | 279 | 326 | 258 | 219 | 237 | 296 | 282 | 300 | 382 | 413 | 457 | 407 | 314 | 240 | 195 | 109 | 52 | 52 |
| 15-30 | | | | | | 28 | 17 | 4 | 8 | 24 | 64 | 163 | 363 | 284 | 252 | 227 | 274 | 296 | 285 | 311 | 323 | 437 | 432 | 412 | 302 | 229 | 212 | 106 | 56 | 56 |
| 30-45 | | | | | | 21 | 14 | 4 | 10 | 31 | 79 | 214 | 398 | 338 | 236 | 261 | 325 | 283 | 296 | 340 | 356 | 424 | 479 | 383 | 264 | 275 | 176 | 103 | 43 | 43 |
| 45-00 | | | | | | 22 | 13 | 15 | 12 | 29 | 99 | 261 | 386 | 334 | 237 | 232 | 263 | 280 | 301 | 337 | 375 | 483 | 452 | 364 | 253 | 214 | 158 | 75 | 45 | 45 |
| HOUR | | | | | | 103 | 63 | 49 | 37 | 97 | 281 | 762 | 1426 | 1282 | 983 | 939 | 1099 | 1155 | 1164 | 1288 | 1436 | 1757 | 1820 | 1566 | 1133 | 958 | 741 | 393 | 196 | 20728 |
| TOT | | | | | | 103 | 63 | 49 | 37 | 97 | 281 | 762 | 1426 | 1282 | 983 | 939 | 1099 | 1155 | 1164 | 1288 | 1436 | 1757 | 1820 | 1566 | 1133 | 958 | 741 | 393 | 196 | 20728 |

AM PEAK HOUR 0715 TO 0815 VOLUME 1473
 PM PEAK HOUR 0445 TO 0545 VOLUME 1851
 AM TOTAL 7121
 PM TOTAL 13607

SR 500 MP 008.30 OFF SYSTEM ID. LEG R DIRECTION OF TRAFFIC BOTH WAYS LANE ALL OF
 COUNT IDENTIFIER 03-008 COUNTER NUMBER 005022 DESCRIPTION: ON NE 162ND AVE S/O SR 500

| 05/01/03 THURSDAY | AM HOURS | | | | | | | | | | | | PM HOURS | | | | | | | | | | | | DAILY TOTAL |
|-------------------|---------------------------------------|----|----|----|----|-----|-----|------|------|------|------|------|---------------------------------------|------|------|------|------|------|------|------|------|-----|-----|-----|----------------|
| | 1 | 2 | 3 | 4 | 5 | 6 | 7 | 8 | 9 | 10 | 11 | 12 | 1 | 2 | 3 | 4 | 5 | 6 | 7 | 8 | 9 | 10 | 11 | 12 | |
| 12 | 1 | 2 | 3 | 4 | 5 | 6 | 7 | 8 | 9 | 10 | 11 | 12 | 1 | 2 | 3 | 4 | 5 | 6 | 7 | 8 | 9 | 10 | 11 | 12 | 137 |
| TOT | 137 | 73 | 57 | 41 | 83 | 244 | 764 | 1461 | 1290 | 1141 | 1011 | 1113 | 1250 | 1243 | 1492 | 1623 | 1835 | 1959 | 1497 | 1267 | 1021 | 724 | 387 | 206 | 21919 |
| | AM PEAK HOUR 0715 TO 0815 VOLUME 1484 | | | | | | | | | | | | PM PEAK HOUR 0500 TO 0600 VOLUME 1959 | | | | | | | | | | | | AM TOTAL 7415 |
| | PM PEAK HOUR 0700 TO 0800 VOLUME 1459 | | | | | | | | | | | | | | | | | | | | | | | | PM TOTAL 14504 |

| 05/02/03 FRIDAY | AM HOURS | | | | | | | | | | | | PM HOURS | | | | | | | | | | | | DAILY TOTAL |
|-----------------|---------------------------------------|----|----|----|----|-----|-----|------|---|----|----|----|------------------------------------|---|---|---|---|---|---|---|---|----|----|----|---------------|
| | 1 | 2 | 3 | 4 | 5 | 6 | 7 | 8 | 9 | 10 | 11 | 12 | 1 | 2 | 3 | 4 | 5 | 6 | 7 | 8 | 9 | 10 | 11 | 12 | |
| 12 | 1 | 2 | 3 | 4 | 5 | 6 | 7 | 8 | 9 | 10 | 11 | 12 | 1 | 2 | 3 | 4 | 5 | 6 | 7 | 8 | 9 | 10 | 11 | 12 | 118 |
| TOT | 118 | 59 | 56 | 57 | 78 | 268 | 782 | 1459 | | | | | | | | | | | | | | | | | 2877 |
| | AM PEAK HOUR 0700 TO 0800 VOLUME 1459 | | | | | | | | | | | | PM PEAK HOUR 0000 TO 0000 VOLUME 0 | | | | | | | | | | | | AM TOTAL 2877 |
| | PM PEAK HOUR 0000 TO 0000 VOLUME 0 | | | | | | | | | | | | | | | | | | | | | | | | PM TOTAL 0 |

04/28/03 THRU 05/02/03 TOTAL HOURS FOR COUNT 90
 3 DAYS FACTOR GROUP CB-02
 AVG WEEKDAY VOL 21269 X SEASONAL ADJ. FACTOR 0.9800 = 20844 X AXLE CORR FACTOR 0.9556 = ESTIMATED AVG DAILY TRAFFIC 19919
 PEAK HOUR PERCENTAGES: K = 9.21 D = 59.52
 PEAK HOUR LOCATION : VOLUME = 1959 DATE: 05/01/03 TIME: 05:00 PM



Interval 60 Min. 15 Min.
 2 Tube Classification
 Lane No. 1 2

1 Channel Tube A+B
 2 Channel Tube A, B
 Direction Channel A _____
 Direction Channel B _____
 Module No. 21391

Counter No. 5056 Count ID SP403-008 *HPMS*
 SR 500 RRT _____ MP 4.30
 Leg 1 Direction WB OSID _____

Station Description - ON SR-500 W/O NORTH EAST 162ND AVENUE

| Date | Day | Time | Comments |
|---------|-----|------|--|
| 4/28/03 | S | 1342 | Manual A _____ B _____ Counter A _____ B _____ <i>SAT at 6.50</i> |
| 4/29 | S | 0949 | Manual A <u>30</u> B _____ Counter A <u>30</u> B _____ <i>CHECK OK 6.50</i> |
| 4/30 | T | 1134 | Manual A <u>26</u> B _____ Counter A <u>26</u> B _____ <i>CHECK OK 6.50</i> |
| 5/01 | S | 1036 | Manual A _____ B _____ Counter A _____ B _____ <i>TUBE CHECK</i> |
| 5/02 | L | 0820 | Manual A <u>1</u> B _____ Counter A <u>1</u> B _____ <i>pu/ok OB/WK 6.50</i> |

Sketch

NE 162ND AVE

5056

X

1

SR-500



LIAISON
Field Person



Interval 60 Min. 15 Min.
 2 Tube Classification
 Lane No. 1 2

1 Channel Tube A+B
 2 Channel Tube A, B
 Direction Channel A _____
 Direction Channel B _____
 Module No. 20860

Counter No. 5075 Count ID HPMS SA#03-008

SR 500 RRT _____ MP 7.30

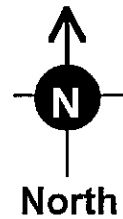
Leg 1 Direction EB OSID _____

Station Description - ON SR-500 w/o north EAST 162nd AVE

| Date | Day | Time | Comments |
|---------|-----|------|---|
| 4/28 03 | 2 | 1346 | Manual A _____ B _____ Counter A _____ B _____ SET OK DB/WR 6.6u |
| 4/29 | 3 | 0955 | Manual A <u>18</u> B _____ Counter A <u>18</u> B _____ CHECK OK 6.6u |
| 4/30 | 4 | 1139 | Manual A <u>21</u> B _____ Counter A <u>21</u> B _____ CHECK OK 6.9 |
| 5/01 | 5 | 1030 | Manual A _____ B _____ Counter A _____ B _____ TUBE CHECK |
| 5/02 | 6 | 0822 | Manual A <u>1</u> B _____ Counter A <u>1</u> B _____ PU/OK DB/WR 6.6u |

Sketch

NE 162nd AVE



SR-500
X
5075

BIATC/Rov/S

SR 500 MP 008.30 OFF SYSTEM ID. LEG 1 DIRECTION OF TRAFFIC WESTBOUND LANE ALL OF

COUNT IDENTIFIER 03-008 COUNTER NUMBER 005056 DESCRIPTION: ON SR 500 W/O NE 162ND AVE

| 04/28/03 | MONDAY | AM HOURS | | | | | | | | | | | | PM HOURS | | | | | | | | | | | | DAILY TOTAL |
|----------|--------|----------|---|---|---|---|---|---|---|----|----|----|----|----------|---|---|---|---|---|---|---|----|----|----|----|-------------|
| | | 1 | 2 | 3 | 4 | 5 | 6 | 7 | 8 | 9 | 10 | 11 | 12 | 1 | 2 | 3 | 4 | 5 | 6 | 7 | 8 | 9 | 10 | 11 | 12 | |
| 00-15 | 12 | 1 | 2 | 3 | 4 | 5 | 6 | 7 | 8 | 9 | 10 | 11 | 12 | 1 | 2 | 3 | 4 | 5 | 6 | 7 | 8 | 9 | 10 | 11 | 12 | 25 |
| 15-30 | 1 | 2 | 3 | 4 | 5 | 6 | 7 | 8 | 9 | 10 | 11 | 12 | 1 | 2 | 3 | 4 | 5 | 6 | 7 | 8 | 9 | 10 | 11 | 12 | 8 | |
| 30-45 | 1 | 2 | 3 | 4 | 5 | 6 | 7 | 8 | 9 | 10 | 11 | 12 | 1 | 2 | 3 | 4 | 5 | 6 | 7 | 8 | 9 | 10 | 11 | 12 | 8 | |
| 45-00 | 1 | 2 | 3 | 4 | 5 | 6 | 7 | 8 | 9 | 10 | 11 | 12 | 1 | 2 | 3 | 4 | 5 | 6 | 7 | 8 | 9 | 10 | 11 | 12 | 8 | |
| HOUR | | | | | | | | | | | | | | | | | | | | | | | | | | |
| TOT | | | | | | | | | | | | | | | | | | | | | | | | | | 3594 |

AM PEAK HOUR 0000 TO 0000 VOLUME 0
PM PEAK HOUR 0445 TO 0545 VOLUME 612
AM TOTAL 0
PM TOTAL 3594

| 04/29/03 | TUESDAY | AM HOURS | | | | | | | | | | | | PM HOURS | | | | | | | | | | | | DAILY TOTAL |
|----------|---------|----------|---|---|---|---|---|---|---|----|----|----|----|----------|---|---|---|---|---|---|---|----|----|----|----|-------------|
| | | 1 | 2 | 3 | 4 | 5 | 6 | 7 | 8 | 9 | 10 | 11 | 12 | 1 | 2 | 3 | 4 | 5 | 6 | 7 | 8 | 9 | 10 | 11 | 12 | |
| 00-15 | 12 | 1 | 2 | 3 | 4 | 5 | 6 | 7 | 8 | 9 | 10 | 11 | 12 | 1 | 2 | 3 | 4 | 5 | 6 | 7 | 8 | 9 | 10 | 11 | 12 | 20 |
| 15-30 | 1 | 2 | 3 | 4 | 5 | 6 | 7 | 8 | 9 | 10 | 11 | 12 | 1 | 2 | 3 | 4 | 5 | 6 | 7 | 8 | 9 | 10 | 11 | 12 | 9 | |
| 30-45 | 1 | 2 | 3 | 4 | 5 | 6 | 7 | 8 | 9 | 10 | 11 | 12 | 1 | 2 | 3 | 4 | 5 | 6 | 7 | 8 | 9 | 10 | 11 | 12 | 9 | |
| 45-00 | 1 | 2 | 3 | 4 | 5 | 6 | 7 | 8 | 9 | 10 | 11 | 12 | 1 | 2 | 3 | 4 | 5 | 6 | 7 | 8 | 9 | 10 | 11 | 12 | 9 | |
| HOUR | | | | | | | | | | | | | | | | | | | | | | | | | | |
| TOT | | | | | | | | | | | | | | | | | | | | | | | | | | 8070 |

AM PEAK HOUR 0700 TO 0800 VOLUME 715
PM PEAK HOUR 0345 TO 0445 VOLUME 607
AM TOTAL 3414
PM TOTAL 4656

| 04/30/03 | WEDNESDAY | AM HOURS | | | | | | | | | | | | PM HOURS | | | | | | | | | | | | DAILY TOTAL |
|----------|-----------|----------|---|---|---|---|---|---|---|----|----|----|----|----------|---|---|---|---|---|---|---|----|----|----|----|-------------|
| | | 1 | 2 | 3 | 4 | 5 | 6 | 7 | 8 | 9 | 10 | 11 | 12 | 1 | 2 | 3 | 4 | 5 | 6 | 7 | 8 | 9 | 10 | 11 | 12 | |
| 00-15 | 12 | 1 | 2 | 3 | 4 | 5 | 6 | 7 | 8 | 9 | 10 | 11 | 12 | 1 | 2 | 3 | 4 | 5 | 6 | 7 | 8 | 9 | 10 | 11 | 12 | 12 |
| 15-30 | 1 | 2 | 3 | 4 | 5 | 6 | 7 | 8 | 9 | 10 | 11 | 12 | 1 | 2 | 3 | 4 | 5 | 6 | 7 | 8 | 9 | 10 | 11 | 12 | 11 | |
| 30-45 | 1 | 2 | 3 | 4 | 5 | 6 | 7 | 8 | 9 | 10 | 11 | 12 | 1 | 2 | 3 | 4 | 5 | 6 | 7 | 8 | 9 | 10 | 11 | 12 | 11 | |
| 45-00 | 1 | 2 | 3 | 4 | 5 | 6 | 7 | 8 | 9 | 10 | 11 | 12 | 1 | 2 | 3 | 4 | 5 | 6 | 7 | 8 | 9 | 10 | 11 | 12 | 11 | |
| HOUR | | | | | | | | | | | | | | | | | | | | | | | | | | |
| TOT | | | | | | | | | | | | | | | | | | | | | | | | | | 8186 |

AM PEAK HOUR 0715 TO 0815 VOLUME 734
PM PEAK HOUR 0445 TO 0545 VOLUME 662
AM TOTAL 3456
PM TOTAL 4730

SR 500 MP 008.30 OFF SYSTEM ID. LEG 1 DIRECTION OF TRAFFIC WESTBOUND LANE ALL OF

COUNT IDENTIFIER 03-008 COUNTER NUMBER 005056 DESCRIPTION: ON SR 500 W/O NE 162ND AVE

| 05/01/03 THURSDAY | AM HOURS | | | | | | | | | | | | PM HOURS | | | | | | | | | | | | DAILY TOTAL |
|-------------------|--------------------------------------|----|----|----|----|-----|-----|-----|-----|-----|-----|-----|--------------------------------------|-----|-----|-----|-----|-----|-----|-----|-----|-----|-----|------|---------------|
| | 1 | 2 | 3 | 4 | 5 | 6 | 7 | 8 | 9 | 10 | 11 | 12 | 1 | 2 | 3 | 4 | 5 | 6 | 7 | 8 | 9 | 10 | 11 | 12 | |
| 12 | 1 | 2 | 3 | 4 | 5 | 6 | 7 | 8 | 9 | 10 | 11 | 12 | 1 | 2 | 3 | 4 | 5 | 6 | 7 | 8 | 9 | 10 | 11 | 12 | 1651 |
| 1 | 2 | 3 | 4 | 5 | 6 | 7 | 8 | 9 | 10 | 11 | 12 | 1 | 2 | 3 | 4 | 5 | 6 | 7 | 8 | 9 | 10 | 11 | 12 | 1651 | |
| 16 | 5 | 7 | 6 | 9 | 29 | 76 | 139 | 143 | 99 | 95 | 100 | 118 | 114 | 115 | 143 | 128 | 138 | 142 | 109 | 83 | 69 | 44 | 23 | | |
| 15-30 | 16 | 3 | 12 | 7 | 10 | 51 | 99 | 185 | 145 | 108 | 124 | 110 | 134 | 125 | 122 | 148 | 170 | 157 | 116 | 100 | 72 | 28 | 17 | | |
| 30-45 | 7 | 6 | 5 | 2 | 17 | 72 | 143 | 135 | 121 | 104 | 120 | 126 | 121 | 192 | 130 | 163 | 150 | 115 | 95 | 79 | 45 | 16 | 13 | | |
| 45-00 | 8 | 11 | 2 | 5 | 12 | 65 | 145 | 180 | 156 | 110 | 103 | 123 | 142 | 116 | 135 | 159 | 156 | 107 | 89 | 63 | 49 | 30 | 18 | | |
| HOUR | 47 | 25 | 26 | 20 | 48 | 217 | 463 | 718 | 579 | 438 | 426 | 453 | 520 | 476 | 564 | 580 | 620 | 601 | 480 | 393 | 314 | 235 | 118 | 71 | |
| TOT | AM PEAK HOUR 0715 TO 0815 VOLUME 722 | | | | | | | | | | | | PM PEAK HOUR 0415 TO 0515 VOLUME 630 | | | | | | | | | | | | AM TOTAL 3460 |

| 05/02/03 FRIDAY | AM HOURS | | | | | | | | | | | | PM HOURS | | | | | | | | | | | | DAILY TOTAL |
|-----------------|--------------------------------------|----|----|----|----|-----|-----|-----|-----|----|----|----|------------------------------------|---|---|---|---|---|---|---|----|----|----|------|---------------|
| | 1 | 2 | 3 | 4 | 5 | 6 | 7 | 8 | 9 | 10 | 11 | 12 | 1 | 2 | 3 | 4 | 5 | 6 | 7 | 8 | 9 | 10 | 11 | 12 | |
| 12 | 1 | 2 | 3 | 4 | 5 | 6 | 7 | 8 | 9 | 10 | 11 | 12 | 1 | 2 | 3 | 4 | 5 | 6 | 7 | 8 | 9 | 10 | 11 | 12 | 1651 |
| 1 | 2 | 3 | 4 | 5 | 6 | 7 | 8 | 9 | 10 | 11 | 12 | 1 | 2 | 3 | 4 | 5 | 6 | 7 | 8 | 9 | 10 | 11 | 12 | 1651 | |
| 00-15 | 10 | 7 | 8 | 8 | 7 | 29 | 82 | 149 | 132 | | | | | | | | | | | | | | | | |
| 15-30 | 15 | 4 | 6 | 3 | 14 | 46 | 99 | 189 | | | | | | | | | | | | | | | | | |
| 30-45 | 12 | 6 | 8 | 4 | 20 | 60 | 139 | 195 | | | | | | | | | | | | | | | | | |
| 45-00 | 3 | 2 | 2 | 10 | 16 | 58 | 120 | 188 | | | | | | | | | | | | | | | | | |
| HOUR | 40 | 19 | 24 | 25 | 57 | 193 | 440 | 721 | 132 | | | | | | | | | | | | | | | | |
| TOT | AM PEAK HOUR 0700 TO 0800 VOLUME 721 | | | | | | | | | | | | PM PEAK HOUR 0000 TO 0000 VOLUME 0 | | | | | | | | | | | | AM TOTAL 1651 |

04/28/03 THRU 05/02/03
 TOTAL HOURS FOR COUNT 90

3 DAYS AVG WEEKDAY VOL 8229 X SEASONAL ADJ. FACTOR 0.9800 = 8064 X AXLE CORR FACTOR 0.9556 = ESTIMATED AVG DAILY TRAFFIC 7706

FACTOR GROUP CB-02

FACTOR GROUP GR-R3

SR 500 MP 008.30 OFF SYSTEM ID. LEG 1 DIRECTION OF TRAFFIC EASTBOUND LANE ALL OF

COUNT IDENTIFIER 03-008 COUNTER NUMBER 005075 DESCRIPTION: ON SR 500 W/O NE 162ND AVE

| COUNT IDENTIFIER | COUNTER NUMBER | 04/28/03 MONDAY | | | | | | | | | | | | DAILY TOTAL | | | | | | | | | | | |
|------------------|----------------|-----------------|---|---|---|---|---|----------|---|----|----|----|----|-------------|---|---|---|---|---|---|---|----|----|----|----|
| | | AM HOURS | | | | | | PM HOURS | | | | | | | | | | | | | | | | | |
| | | 1 | 2 | 3 | 4 | 5 | 6 | 7 | 8 | 9 | 10 | 11 | 12 | 1 | 2 | 3 | 4 | 5 | 6 | 7 | 8 | 9 | 10 | 11 | 12 |
| 00-15 | 12 | 1 | 2 | 3 | 4 | 5 | 6 | 7 | 8 | 9 | 10 | 11 | 12 | 1 | 2 | 3 | 4 | 5 | 6 | 7 | 8 | 9 | 10 | 11 | 12 |
| 15-30 | 1 | 2 | 3 | 4 | 5 | 6 | 7 | 8 | 9 | 10 | 11 | 12 | 1 | 2 | 3 | 4 | 5 | 6 | 7 | 8 | 9 | 10 | 11 | 12 | |
| 30-45 | | | | | | | | | | | | | | | | | | | | | | | | | |
| 45-00 | | | | | | | | | | | | | | | | | | | | | | | | | |
| HOUR | | | | | | | | | | | | | | | | | | | | | | | | | |
| TOT | | | | | | | | | | | | | | | | | | | | | | | | | |

AM PEAK HOUR 0000 TO 0000 VOLUME 0
 PM PEAK HOUR 0430 TO 0530 VOLUME 788
 AM TOTAL 0
 PM TOTAL 4697

| COUNT IDENTIFIER | COUNTER NUMBER | 04/29/03 TUESDAY | | | | | | | | | | | | DAILY TOTAL | | | | | | | | | | | |
|------------------|----------------|------------------|---|---|---|---|---|----------|---|----|----|----|----|-------------|---|---|---|---|---|---|---|----|----|----|----|
| | | AM HOURS | | | | | | PM HOURS | | | | | | | | | | | | | | | | | |
| | | 1 | 2 | 3 | 4 | 5 | 6 | 7 | 8 | 9 | 10 | 11 | 12 | 1 | 2 | 3 | 4 | 5 | 6 | 7 | 8 | 9 | 10 | 11 | 12 |
| 00-15 | 12 | 1 | 2 | 3 | 4 | 5 | 6 | 7 | 8 | 9 | 10 | 11 | 12 | 1 | 2 | 3 | 4 | 5 | 6 | 7 | 8 | 9 | 10 | 11 | 12 |
| 15-30 | 1 | 2 | 3 | 4 | 5 | 6 | 7 | 8 | 9 | 10 | 11 | 12 | 1 | 2 | 3 | 4 | 5 | 6 | 7 | 8 | 9 | 10 | 11 | 12 | |
| 30-45 | | | | | | | | | | | | | | | | | | | | | | | | | |
| 45-00 | | | | | | | | | | | | | | | | | | | | | | | | | |
| HOUR | | | | | | | | | | | | | | | | | | | | | | | | | |
| TOT | | | | | | | | | | | | | | | | | | | | | | | | | |

AM PEAK HOUR 0715 TO 0815 VOLUME 472
 PM PEAK HOUR 0500 TO 0600 VOLUME 897
 AM TOTAL 2347
 PM TOTAL 6085

| COUNT IDENTIFIER | COUNTER NUMBER | 04/30/03 WEDNESDAY | | | | | | | | | | | | DAILY TOTAL | | | | | | | | | | | |
|------------------|----------------|--------------------|---|---|---|---|---|----------|---|----|----|----|----|-------------|---|---|---|---|---|---|---|----|----|----|----|
| | | AM HOURS | | | | | | PM HOURS | | | | | | | | | | | | | | | | | |
| | | 1 | 2 | 3 | 4 | 5 | 6 | 7 | 8 | 9 | 10 | 11 | 12 | 1 | 2 | 3 | 4 | 5 | 6 | 7 | 8 | 9 | 10 | 11 | 12 |
| 00-15 | 12 | 1 | 2 | 3 | 4 | 5 | 6 | 7 | 8 | 9 | 10 | 11 | 12 | 1 | 2 | 3 | 4 | 5 | 6 | 7 | 8 | 9 | 10 | 11 | 12 |
| 15-30 | 1 | 2 | 3 | 4 | 5 | 6 | 7 | 8 | 9 | 10 | 11 | 12 | 1 | 2 | 3 | 4 | 5 | 6 | 7 | 8 | 9 | 10 | 11 | 12 | |
| 30-45 | | | | | | | | | | | | | | | | | | | | | | | | | |
| 45-00 | | | | | | | | | | | | | | | | | | | | | | | | | |
| HOUR | | | | | | | | | | | | | | | | | | | | | | | | | |
| TOT | | | | | | | | | | | | | | | | | | | | | | | | | |

AM PEAK HOUR 0700 TO 0800 VOLUME 477
 PM PEAK HOUR 0515 TO 0615 VOLUME 873
 AM TOTAL 2310
 PM TOTAL 6181

STATE OF WASHINGTON - DEPARTMENT OF TRANSPORTATION
TRIP SYSTEM
15 MINUTE TRAFFIC COUNT SUMMARY

SR 500 MP 008.30 OFF SYSTEM ID. LEG 1 DIRECTION OF TRAFFIC EASTBOUND LANE ALL OF

COUNT IDENTIFIER 03-008 COUNTER NUMBER 005075 DESCRIPTION: ON SR 500 W/O NE 162ND AVE

| 05/01/03 THURSDAY | AM HOURS | | | | | | | | | | | | PM HOURS | | | | | | | | | | | | DAILY TOTAL | |
|-------------------|----------|----|----|----|----|----|-----|-----|----------------------------------|-----|-----|-----|----------|-----|-----|-----|-----|-----|-----|-----|----------|----------|-----|------|-------------|--|
| | 1 | 2 | 3 | 4 | 5 | 6 | 7 | 8 | 9 | 10 | 11 | 12 | 1 | 2 | 3 | 4 | 5 | 6 | 7 | 8 | 9 | 10 | 11 | 12 | | |
| 12 | 1 | 2 | 3 | 4 | 5 | 6 | 7 | 8 | 9 | 10 | 11 | 12 | 1 | 2 | 3 | 4 | 5 | 6 | 7 | 8 | 9 | 10 | 11 | 12 | 973 | |
| 1 | 2 | 3 | 4 | 5 | 6 | 7 | 8 | 9 | 10 | 11 | 12 | 1 | 2 | 3 | 4 | 5 | 6 | 7 | 8 | 9 | 10 | 11 | 12 | 973 | | |
| 18 | 8 | 12 | 2 | 5 | 6 | 27 | 97 | 92 | 87 | 117 | 117 | 93 | 109 | 143 | 180 | 188 | 230 | 198 | 157 | 135 | 112 | 70 | 30 | 30 | | |
| 15-30 | 21 | 13 | 9 | 5 | 2 | 38 | 133 | 108 | 77 | 81 | 112 | 121 | 128 | 167 | 153 | 194 | 203 | 163 | 139 | 109 | 95 | 57 | 33 | 33 | | |
| 30-45 | 17 | 5 | 7 | 5 | 13 | 60 | 147 | 117 | 75 | 96 | 103 | 136 | 123 | 152 | 161 | 217 | 205 | 166 | 151 | 121 | 80 | 41 | 21 | 21 | | |
| 45-00 | 17 | 11 | 7 | 4 | 5 | 54 | 115 | 101 | 82 | 91 | 109 | 127 | 134 | 178 | 161 | 181 | 212 | 197 | 126 | 116 | 73 | 43 | 20 | 20 | | |
| TOT | 73 | 37 | 35 | 16 | 25 | 51 | 179 | 492 | 418 | 321 | 385 | 441 | 477 | 494 | 640 | 655 | 780 | 850 | 724 | 573 | 481 | 360 | 211 | 104 | 8822 | |
| | | | | | | | | | AM PEAK HOUR 0700 TO 0800 VOLUME | | | | | | | | | | | | AM TOTAL | | | 2473 | | |
| | | | | | | | | | PM PEAK HOUR 0500 TO 0600 VOLUME | | | | | | | | | | | | | PM TOTAL | | | 6349 | |

| 05/02/03 FRIDAY | AM HOURS | | | | | | | | | | | | PM HOURS | | | | | | | | | | | | DAILY TOTAL | | |
|-----------------|----------|----|----|----|----|----|-----|-----|----------------------------------|----|----|----|----------|---|---|---|---|---|---|---|----|----------|----------|-----|-------------|---|--|
| | 1 | 2 | 3 | 4 | 5 | 6 | 7 | 8 | 9 | 10 | 11 | 12 | 1 | 2 | 3 | 4 | 5 | 6 | 7 | 8 | 9 | 10 | 11 | 12 | | | |
| 12 | 1 | 2 | 3 | 4 | 5 | 6 | 7 | 8 | 9 | 10 | 11 | 12 | 1 | 2 | 3 | 4 | 5 | 6 | 7 | 8 | 9 | 10 | 11 | 12 | 973 | | |
| 1 | 2 | 3 | 4 | 5 | 6 | 7 | 8 | 9 | 10 | 11 | 12 | 1 | 2 | 3 | 4 | 5 | 6 | 7 | 8 | 9 | 10 | 11 | 12 | 973 | | | |
| 00-15 | 23 | 6 | 8 | 3 | 5 | 13 | 26 | 79 | 96 | | | | | | | | | | | | | | | 96 | | | |
| 15-30 | 25 | 8 | 4 | 3 | 1 | 13 | 34 | 117 | | | | | | | | | | | | | | | | 117 | | | |
| 30-45 | 19 | 11 | 9 | 5 | 13 | 11 | 63 | 132 | | | | | | | | | | | | | | | | 132 | | | |
| 45-00 | 8 | 1 | 6 | 12 | 7 | 25 | 53 | 134 | | | | | | | | | | | | | | | | 134 | | | |
| TOT | 75 | 26 | 27 | 23 | 26 | 62 | 176 | 462 | 96 | | | | | | | | | | | | | | | 973 | | | |
| | | | | | | | | | AM PEAK HOUR 0715 TO 0815 VOLUME | | | | | | | | | | | | | AM TOTAL | | | 973 | | |
| | | | | | | | | | PM PEAK HOUR 0000 TO 0000 VOLUME | | | | | | | | | | | | | | PM TOTAL | | | 0 | |

04/28/03 THRU 05/02/03
TOTAL HOURS FOR COUNT 90

3 DAYS
AVG WEEKDAY VOL 8582 X SEASONAL ADJ. FACTOR 0.9800 = 8410 X AXLE CORR FACTOR 0.9556 = ESTIMATED AVG DAILY TRAFFIC 8037

FACTOR GROUP CB-02

FACTOR GROUP GR-R3

STATE OF WASHINGTON - DEPARTMENT OF TRANSPORTATION
TRIP SYSTEM
15 MINUTE TRAFFIC COUNT SUMMARY

SR 500 MP 008.30 OFF SYSTEM ID. LEG 1 DIRECTION OF TRAFFIC BOTH WAYS LANE ALL OF

COUNT IDENTIFIER 03-008 COUNTER NUMBER 005075 DESCRIPTION: ON SR 500 W/O NE 162ND AVE

| 04/28/03 MONDAY | AM HOURS | | | | | | | | | | | | PM HOURS | | | | | | | | | | | | DAILY TOTAL | | | | | | | | |
|-----------------|----------------------------------|---|---|---|---|---|---|---|----|----|----|----|----------------------------------|---|---|---|---|---|---|---|----|----|----|-------|-------------|------|----------|-----|----------|-----|----------|-----|------|
| | 1 | 2 | 3 | 4 | 5 | 6 | 7 | 8 | 9 | 10 | 11 | 12 | 1 | 2 | 3 | 4 | 5 | 6 | 7 | 8 | 9 | 10 | 11 | 12 | | | | | | | | | |
| 12 | 1 | 2 | 3 | 4 | 5 | 6 | 7 | 8 | 9 | 10 | 11 | 12 | 1 | 2 | 3 | 4 | 5 | 6 | 7 | 8 | 9 | 10 | 11 | 12 | 8203 | | | | | | | | |
| 1 | 2 | 3 | 4 | 5 | 6 | 7 | 8 | 9 | 10 | 11 | 12 | 1 | 2 | 3 | 4 | 5 | 6 | 7 | 8 | 9 | 10 | 11 | 12 | 16677 | | | | | | | | | |
| TOT | 1051 | | | | | | | | | | | | 1198 | | | | | | | | | | | | 1302 | 1350 | 1067 | 803 | 641 | 415 | 221 | 155 | 8203 |
| | AM PEAK HOUR 0000 TO 0000 VOLUME | | | | | | | | | | | | PM PEAK HOUR 0445 TO 0545 VOLUME | | | | | | | | | | | | AM TOTAL | | PM TOTAL | | AM TOTAL | | PM TOTAL | | |
| | 1394 | | | | | | | | | | | | 0 | | | | | | | | | | | | 8203 | | 0 | | 8203 | | 0 | | |

| 04/29/03 TUESDAY | AM HOURS | | | | | | | | | | | | PM HOURS | | | | | | | | | | | | DAILY TOTAL | | | | | | | | | | | | | | | | | | | | | | |
|------------------|----------------------------------|---|---|---|---|---|---|---|----|----|----|----|----------------------------------|---|---|---|---|---|---|---|----|----|----|-------|-------------|----|----------|-----|----------|------|----------|-----|-----|-----|-----|-----|------|------|------|------|------|-----|-----|-----|-----|-----|-------|
| | 1 | 2 | 3 | 4 | 5 | 6 | 7 | 8 | 9 | 10 | 11 | 12 | 1 | 2 | 3 | 4 | 5 | 6 | 7 | 8 | 9 | 10 | 11 | 12 | | | | | | | | | | | | | | | | | | | | | | | |
| 12 | 1 | 2 | 3 | 4 | 5 | 6 | 7 | 8 | 9 | 10 | 11 | 12 | 1 | 2 | 3 | 4 | 5 | 6 | 7 | 8 | 9 | 10 | 11 | 12 | 16502 | | | | | | | | | | | | | | | | | | | | | | |
| 1 | 2 | 3 | 4 | 5 | 6 | 7 | 8 | 9 | 10 | 11 | 12 | 1 | 2 | 3 | 4 | 5 | 6 | 7 | 8 | 9 | 10 | 11 | 12 | 10741 | | | | | | | | | | | | | | | | | | | | | | | |
| TOT | 80 | | | | | | | | | | | | 31 | | | | | | | | | | | | 59 | 31 | 83 | 263 | 641 | 1186 | 927 | 759 | 773 | 928 | 990 | 916 | 1158 | 1310 | 1351 | 1434 | 1173 | 910 | 639 | 459 | 263 | 138 | 16502 |
| | AM PEAK HOUR 0700 TO 0800 VOLUME | | | | | | | | | | | | PM PEAK HOUR 0500 TO 0600 VOLUME | | | | | | | | | | | | AM TOTAL | | PM TOTAL | | AM TOTAL | | PM TOTAL | | | | | | | | | | | | | | | | |
| | 1186 | | | | | | | | | | | | 1434 | | | | | | | | | | | | 1186 | | 1434 | | 5761 | | 10741 | | | | | | | | | | | | | | | | |

| 04/30/03 WEDNESDAY | AM HOURS | | | | | | | | | | | | PM HOURS | | | | | | | | | | | | DAILY TOTAL | | | | | | | | | | | | | | | | | | | | | | |
|--------------------|----------------------------------|---|---|---|---|---|---|---|----|---|----|----|----------------------------------|---|---|---|---|---|---|---|---|---|----|-------|-------------|----|----------|-----|----------|------|----------|-----|-----|-----|-----|-----|------|------|------|------|------|-----|-----|-----|-----|-----|-------|
| | 1 | 2 | 3 | 4 | 5 | 6 | 7 | 8 | 9 | 10 | 11 | 12 | 1 | 2 | 3 | 4 | 5 | 6 | 7 | 8 | 9 | 10 | 11 | 12 | | | | | | | | | | | | | | | | | | | | | | | |
| 12 | 1 | 2 | 3 | 4 | 5 | 6 | 7 | 8 | 9 | 10 <td>11</td> <td>12</td> <td>1</td> <td>2</td> <td>3</td> <td>4</td> <td>5</td> <td>6</td> <td>7</td> <td>8</td> <td>9</td> <td>10<td>11</td><td>12</td> <td>16677</td> </td> | 11 | 12 | 1 | 2 | 3 | 4 | 5 | 6 | 7 | 8 | 9 | 10 <td>11</td> <td>12</td> <td>16677</td> | 11 | 12 | 16677 | | | | | | | | | | | | | | | | | | | | | | |
| 1 | 2 | 3 | 4 | 5 | 6 | 7 | 8 | 9 | 10 | 11 | 12 | 1 | 2 | 3 | 4 | 5 | 6 | 7 | 8 | 9 | 10 <td>11</td> <td>12</td> <td>10911</td> | 11 | 12 | 10911 | | | | | | | | | | | | | | | | | | | | | | | |
| TOT | 87 | | | | | | | | | | | | 41 | | | | | | | | | | | | 58 | 42 | 72 | 279 | 656 | 1202 | 959 | 748 | 758 | 864 | 958 | 937 | 1096 | 1184 | 1364 | 1476 | 1279 | 845 | 729 | 577 | 300 | 166 | 16677 |
| | AM PEAK HOUR 0700 TO 0800 VOLUME | | | | | | | | | | | | PM PEAK HOUR 0445 TO 0545 VOLUME | | | | | | | | | | | | AM TOTAL | | PM TOTAL | | AM TOTAL | | PM TOTAL | | | | | | | | | | | | | | | | |
| | 1202 | | | | | | | | | | | | 1510 | | | | | | | | | | | | 1202 | | 1510 | | 5766 | | 10911 | | | | | | | | | | | | | | | | |

STATE OF WASHINGTON - DEPARTMENT OF TRANSPORTATION
TRIP SYSTEM
15 MINUTE TRAFFIC COUNT SUMMARY

SR 500 MP 008.30 OFF SYSTEM ID. LEG 1 DIRECTION OF TRAFFIC BOTH WAYS LANE ALL OF

COUNT IDENTIFIER 03-008 COUNTER NUMBER 005075 DESCRIPTION: ON SR 500 W/O NE 162ND AVE

| 05/01/03 | THURSDAY | AM HOURS | | | | | | | | | | | | PM HOURS | | | | | | | | | | | | DAILY TOTAL |
|----------|----------|----------|----|----|----|-----|-----|------|-----|-----|-----|-----|-----|----------|------|------|------|------|------|-----|-----|-----|-----|-----|-----|-------------|
| | | 1 | 2 | 3 | 4 | 5 | 6 | 7 | 8 | 9 | 10 | 11 | 12 | 1 | 2 | 3 | 4 | 5 | 6 | 7 | 8 | 9 | 10 | 11 | 12 | |
| 12 | 1 | 2 | 3 | 4 | 5 | 6 | 7 | 8 | 9 | 10 | 11 | 12 | 1 | 2 | 3 | 4 | 5 | 6 | 7 | 8 | 9 | 10 | 11 | 12 | 114 | |
| 1 | 2 | 3 | 4 | 5 | 6 | 7 | 8 | 9 | 10 | 11 | 12 | 1 | 2 | 3 | 4 | 5 | 6 | 7 | 8 | 9 | 10 | 11 | 12 | 85 | | |
| 34 | 13 | 19 | 8 | 14 | 35 | 103 | 236 | 235 | 186 | 212 | 217 | 211 | 223 | 258 | 323 | 316 | 368 | 340 | 266 | 218 | 181 | 114 | 53 | | | |
| 37 | 16 | 12 | 12 | 12 | 63 | 137 | 318 | 253 | 185 | 205 | 222 | 255 | 253 | 289 | 301 | 364 | 360 | 279 | 239 | 198 | 167 | 85 | 50 | | | |
| 24 | 11 | 12 | 7 | 30 | 91 | 203 | 361 | 252 | 196 | 200 | 223 | 262 | 244 | 344 | 291 | 380 | 355 | 281 | 246 | 200 | 125 | 57 | 34 | | | |
| 25 | 22 | 9 | 9 | 17 | 79 | 199 | 295 | 257 | 192 | 194 | 232 | 269 | 250 | 313 | 320 | 340 | 368 | 304 | 215 | 179 | 122 | 73 | 38 | | | |
| TOT | 120 | 62 | 61 | 36 | 73 | 268 | 642 | 1210 | 997 | 759 | 811 | 894 | 997 | 970 | 1204 | 1235 | 1400 | 1451 | 1204 | 966 | 795 | 595 | 329 | 175 | | |

AM PEAK HOUR 0700 TO 0800 VOLUME 1210 AM TOTAL 5933
PM PEAK HOUR 0415 TO 0515 VOLUME 1452 PM TOTAL 11321

| 05/02/03 | FRIDAY | AM HOURS | | | | | | | | | | | | PM HOURS | | | | | | | | | | | | DAILY TOTAL |
|----------|--------|----------|----|----|----|-----|-----|------|-----|-----|-----|-----|-----|----------|------|------|------|------|------|-----|-----|-----|-----|-----|------|-------------|
| | | 1 | 2 | 3 | 4 | 5 | 6 | 7 | 8 | 9 | 10 | 11 | 12 | 1 | 2 | 3 | 4 | 5 | 6 | 7 | 8 | 9 | 10 | 11 | 12 | |
| 12 | 1 | 2 | 3 | 4 | 5 | 6 | 7 | 8 | 9 | 10 | 11 | 12 | 1 | 2 | 3 | 4 | 5 | 6 | 7 | 8 | 9 | 10 | 11 | 12 | 2624 | |
| 1 | 2 | 3 | 4 | 5 | 6 | 7 | 8 | 9 | 10 | 11 | 12 | 1 | 2 | 3 | 4 | 5 | 6 | 7 | 8 | 9 | 10 | 11 | 12 | 0 | | |
| 33 | 13 | 16 | 11 | 12 | 42 | 108 | 228 | 228 | 186 | 212 | 217 | 211 | 223 | 258 | 323 | 316 | 368 | 340 | 266 | 218 | 181 | 114 | 53 | | | |
| 40 | 12 | 10 | 6 | 15 | 59 | 133 | 306 | 253 | 185 | 205 | 222 | 255 | 253 | 289 | 301 | 364 | 360 | 279 | 239 | 198 | 167 | 85 | 50 | | | |
| 31 | 17 | 17 | 9 | 33 | 71 | 202 | 327 | 252 | 196 | 200 | 223 | 262 | 244 | 344 | 291 | 380 | 355 | 281 | 246 | 200 | 125 | 57 | 34 | | | |
| 11 | 3 | 8 | 22 | 23 | 83 | 173 | 322 | 257 | 192 | 194 | 232 | 269 | 250 | 313 | 320 | 340 | 368 | 304 | 215 | 179 | 122 | 73 | 38 | | | |
| TOT | 115 | 45 | 51 | 48 | 83 | 255 | 616 | 1183 | 228 | 759 | 811 | 894 | 997 | 970 | 1204 | 1235 | 1400 | 1451 | 1204 | 966 | 795 | 595 | 329 | 175 | | |

AM PEAK HOUR 0700 TO 0800 VOLUME 1183 AM TOTAL 2624
PM PEAK HOUR 0000 TO 0000 VOLUME 0 PM TOTAL 0

04/28/03 THRU 05/02/03 TOTAL HOURS FOR COUNT 90
3 DAYS FACTOR GROUP CB-02
AVG WEEKDAY VOL 16811 X SEASONAL ADJ. FACTOR 0.9800 = 16475 X AXLE CORR FACTOR 0.9556 = ESTIMATED AVG DAILY TRAFFIC 15744
PEAK HOUR PERCENTAGES: K = 8.98 D = 56.16
PEAK HOUR LOCATION : VOLUME = 1510 DATE: 04/30/03 TIME: 04:45 PM



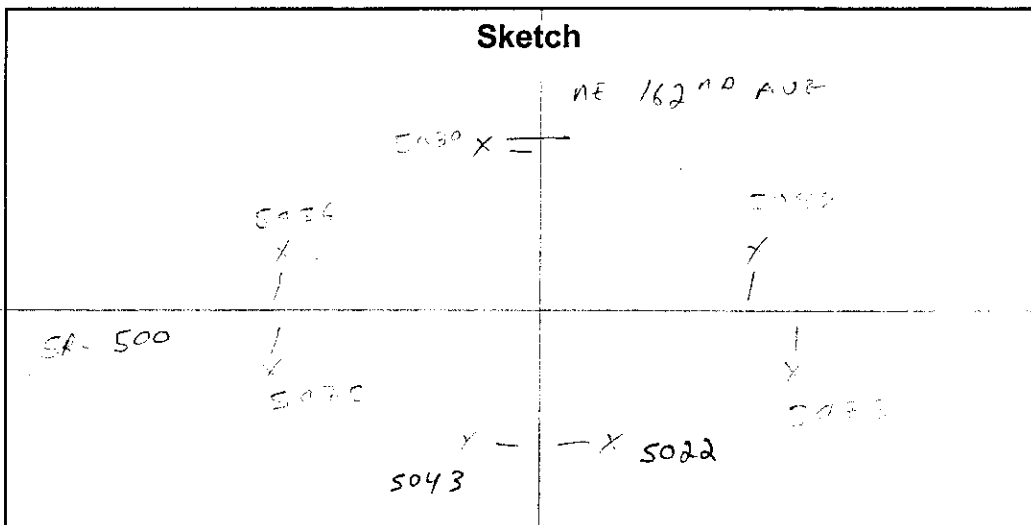
Interval 60 Min. 15 Min.
 2 Tube Classification
 Lane No. 1 2

1 Channel Tube A+B
 2 Channel Tube A, B
 Direction Channel A _____
 Direction Channel B _____
 Module No. 12281

Counter No. 5088 Count ID SP403-008
 SR 500 RRT _____ MP 8:30
 Leg 2 Direction WB OSID _____

Station Description - ON SR-500 E/O NE 162ND AVENUE

| Date | Day | Time | Comments |
|---------|-----|------|---|
| 4/28/03 | 2 | 1300 | Manual A B Counter A B SET OF TUBES |
| 4/29 | 3 | 0909 | Manual A 10 B Counter A 10 B CHECK OK 6.6 |
| 4/30 | 4 | 1105 | Manual A 11 B Counter A 11 B CHECK OK 6.5 |
| 05/01 | 5 | 1030 | Manual A B Counter A B TUBE CHECK |
| 5/02 | 6 | 0804 | Manual A 1 B Counter A 1 B PS/OK DB/COR 6.5 |



Blair Howell

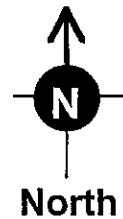
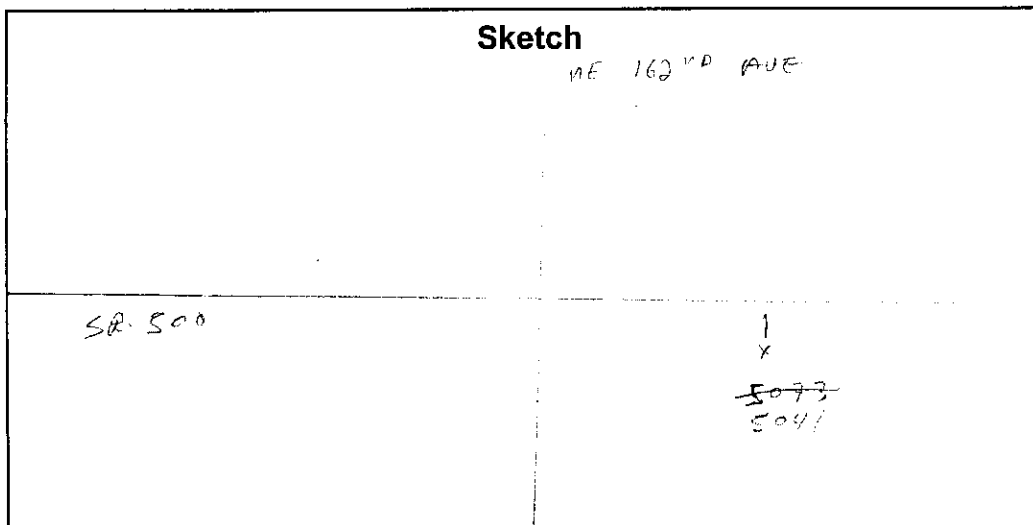
Interval 60 Min. 15 Min.
 2 Tube Classification
 Lane No. 1 2
 1 Channel Tube A+B
 2 Channel Tube A, B
 Direction Channel A _____
 Direction Channel B _____
 Module No. ~~18324~~ 21480

HPMS

Counter No. ~~5073~~ 5041 Count ID SP#03-008
 SR 500 RRT _____ MP 8.30
 Leg 2 Direction EE OSID _____

Station Description - ON SR-500 E/O NORTH EAST 162nd AVE

| Date | Day | Time | Comments |
|---------|-----|------|--|
| 4/28/03 | 2 | 1307 | Manual A B Counter A B SET OK DR/WR 6.60 |
| 04/29 | 3 | 0916 | Manual A 10 B Counter A 10 B TIME ACCURATE 0922 NEW MOD # 21480 CAT#5041 |
| 4/30 | 4 | 1109 | Manual A 20 B Counter A 20 B CHECK OK 6.40 |
| 05/01 | 5 | 1030 | Manual A B Counter A B TUBE CHECK |
| 5/02 | 6 | 0806 | Manual A 1 B Counter A 1 B PV/OK DS/WR 6.50 |



BLAKE/Roulls
Field Person

SR 500 MP 008.30 OFF SYSTEM ID. LEG 2 DIRECTION OF TRAFFIC WESTBOUND LANE ALL OF
COUNT IDENTIFIER 03-008 COUNTER NUMBER 005088 DESCRIPTION: ON SR 500 E/O NE 162ND AVE

| 04/28/03 | MONDAY | AM HOURS | | | | | | | | | | | | PM HOURS | | | | | | | | | | | | DAILY TOTAL |
|----------|--------|----------|---|---|---|---|---|---|----|----|----|----|----|----------|---|---|---|---|---|---|----|----|----|----|----|-------------|
| | | 1 | 2 | 3 | 4 | 5 | 6 | 7 | 8 | 9 | 10 | 11 | 12 | 1 | 2 | 3 | 4 | 5 | 6 | 7 | 8 | 9 | 10 | 11 | 12 | |
| 12 | 1 | 2 | 3 | 4 | 5 | 6 | 7 | 8 | 9 | 10 | 11 | 12 | 1 | 2 | 3 | 4 | 5 | 6 | 7 | 8 | 9 | 10 | 11 | 12 | 13 | |
| 1 | 2 | 3 | 4 | 5 | 6 | 7 | 8 | 9 | 10 | 11 | 12 | 1 | 2 | 3 | 4 | 5 | 6 | 7 | 8 | 9 | 10 | 11 | 12 | 13 | | |
| 00-15 | | | | | | | | | | | | | | | | | | | | | | | | | | |
| 15-30 | | | | | | | | | | | | | | | | | | | | | | | | | | |
| 30-45 | | | | | | | | | | | | | | | | | | | | | | | | | | |
| 45-00 | | | | | | | | | | | | | | | | | | | | | | | | | | |
| HOUR | | | | | | | | | | | | | | | | | | | | | | | | | | |
| TOT | | | | | | | | | | | | | | | | | | | | | | | | | | |

AM PEAK HOUR 0000 TO 0000 VOLUME 0
PM PEAK HOUR 0230 TO 0330 VOLUME 448
AM TOTAL 2592
PM TOTAL 0

| 04/29/03 | TUESDAY | AM HOURS | | | | | | | | | | | | PM HOURS | | | | | | | | | | | | DAILY TOTAL |
|----------|---------|----------|---|---|---|---|---|---|----|----|----|----|----|----------|---|---|---|---|---|---|----|----|----|----|----|-------------|
| | | 1 | 2 | 3 | 4 | 5 | 6 | 7 | 8 | 9 | 10 | 11 | 12 | 1 | 2 | 3 | 4 | 5 | 6 | 7 | 8 | 9 | 10 | 11 | 12 | |
| 12 | 1 | 2 | 3 | 4 | 5 | 6 | 7 | 8 | 9 | 10 | 11 | 12 | 1 | 2 | 3 | 4 | 5 | 6 | 7 | 8 | 9 | 10 | 11 | 12 | 13 | |
| 1 | 2 | 3 | 4 | 5 | 6 | 7 | 8 | 9 | 10 | 11 | 12 | 1 | 2 | 3 | 4 | 5 | 6 | 7 | 8 | 9 | 10 | 11 | 12 | 13 | | |
| 00-15 | | | | | | | | | | | | | | | | | | | | | | | | | | |
| 15-30 | | | | | | | | | | | | | | | | | | | | | | | | | | |
| 30-45 | | | | | | | | | | | | | | | | | | | | | | | | | | |
| 45-00 | | | | | | | | | | | | | | | | | | | | | | | | | | |
| HOUR | | | | | | | | | | | | | | | | | | | | | | | | | | |
| TOT | | | | | | | | | | | | | | | | | | | | | | | | | | |

AM PEAK HOUR 0700 TO 0800 VOLUME 537
PM PEAK HOUR 0230 TO 0330 VOLUME 452
AM TOTAL 2389
PM TOTAL 3173

| 04/30/03 | WEDNESDAY | AM HOURS | | | | | | | | | | | | PM HOURS | | | | | | | | | | | | DAILY TOTAL |
|----------|-----------|----------|---|---|---|---|---|---|----|----|----|----|----|----------|---|---|---|---|---|---|----|----|----|----|----|-------------|
| | | 1 | 2 | 3 | 4 | 5 | 6 | 7 | 8 | 9 | 10 | 11 | 12 | 1 | 2 | 3 | 4 | 5 | 6 | 7 | 8 | 9 | 10 | 11 | 12 | |
| 12 | 1 | 2 | 3 | 4 | 5 | 6 | 7 | 8 | 9 | 10 | 11 | 12 | 1 | 2 | 3 | 4 | 5 | 6 | 7 | 8 | 9 | 10 | 11 | 12 | 13 | |
| 1 | 2 | 3 | 4 | 5 | 6 | 7 | 8 | 9 | 10 | 11 | 12 | 1 | 2 | 3 | 4 | 5 | 6 | 7 | 8 | 9 | 10 | 11 | 12 | 13 | | |
| 00-15 | | | | | | | | | | | | | | | | | | | | | | | | | | |
| 15-30 | | | | | | | | | | | | | | | | | | | | | | | | | | |
| 30-45 | | | | | | | | | | | | | | | | | | | | | | | | | | |
| 45-00 | | | | | | | | | | | | | | | | | | | | | | | | | | |
| HOUR | | | | | | | | | | | | | | | | | | | | | | | | | | |
| TOT | | | | | | | | | | | | | | | | | | | | | | | | | | |

AM PEAK HOUR 0700 TO 0800 VOLUME 554
PM PEAK HOUR 0300 TO 0400 VOLUME 440
AM TOTAL 2421
PM TOTAL 3295

STATE OF WASHINGTON - DEPARTMENT OF TRANSPORTATION
TRIP SYSTEM
15 MINUTE TRAFFIC COUNT SUMMARY

SR 500 MP 008.30 OFF SYSTEM ID. LEG 2 DIRECTION OF TRAFFIC WESTBOUND LANE ALL OF

COUNT IDENTIFIER 03-008 COUNTER NUMBER 005088 DESCRIPTION: ON SR 500 E/O NE 162ND AVE

| 05/01/03 | THURSDAY | AM HOURS | | | | | | | | | | | | PM HOURS | | | | | | | | | | | | DAILY TOTAL |
|----------|----------|----------|----|----|----|-----|-----|-----|-----|-----|-----|-----|-----|----------|-----|-----|-----|-----|-----|-----|-----|-----|----|------|------|-------------|
| | | 1 | 2 | 3 | 4 | 5 | 6 | 7 | 8 | 9 | 10 | 11 | 12 | 1 | 2 | 3 | 4 | 5 | 6 | 7 | 8 | 9 | 10 | 11 | 12 | |
| 12 | 1 | 2 | 3 | 4 | 5 | 6 | 7 | 8 | 9 | 10 | 11 | 12 | 1 | 2 | 3 | 4 | 5 | 6 | 7 | 8 | 9 | 10 | 11 | 12 | 1055 | |
| 1 | 2 | 3 | 4 | 5 | 6 | 7 | 8 | 9 | 10 | 11 | 12 | 1 | 2 | 3 | 4 | 5 | 6 | 7 | 8 | 9 | 10 | 11 | 12 | 1055 | | |
| 5 | 2 | 8 | 6 | 2 | 16 | 53 | 103 | 122 | 76 | 67 | 63 | 68 | 78 | 78 | 148 | 100 | 100 | 99 | 100 | 56 | 65 | 25 | 10 | | | |
| 15-30 | 7 | 1 | 7 | 3 | 29 | 65 | 125 | 129 | 74 | 73 | 79 | 102 | 84 | 67 | 107 | 129 | 98 | 87 | 76 | 68 | 49 | 15 | 12 | | | |
| 30-45 | 1 | 5 | 2 | 15 | 42 | 102 | 158 | 127 | 92 | 72 | 98 | 61 | 78 | 137 | 111 | 146 | 102 | 96 | 59 | 49 | 35 | 10 | | | | |
| 45-00 | 3 | 4 | 5 | 7 | 56 | 99 | 134 | 124 | 84 | 65 | 97 | 75 | 74 | 95 | 117 | 119 | 96 | 76 | 65 | 54 | 33 | 15 | | | | |
| HOUR | 16 | 12 | 17 | 16 | 27 | 143 | 319 | 520 | 502 | 326 | 277 | 337 | 306 | 314 | 377 | 483 | 494 | 396 | 358 | 300 | 227 | 182 | 65 | | | |
| TOT | 16 | 12 | 17 | 16 | 27 | 143 | 319 | 520 | 502 | 326 | 277 | 337 | 306 | 314 | 377 | 483 | 494 | 396 | 358 | 300 | 227 | 182 | 65 | | | |

AM PEAK HOUR 0730 TO 0830 VOLUME 543
PM PEAK HOUR 0415 TO 0515 VOLUME 494

| 05/02/03 | FRIDAY | AM HOURS | | | | | | | | | | | | PM HOURS | | | | | | | | | | | | DAILY TOTAL |
|----------|--------|----------|----|----|----|-----|-----|-----|-----|-----|-----|-----|-----|----------|-----|-----|-----|-----|-----|-----|-----|-----|----|------|------|-------------|
| | | 1 | 2 | 3 | 4 | 5 | 6 | 7 | 8 | 9 | 10 | 11 | 12 | 1 | 2 | 3 | 4 | 5 | 6 | 7 | 8 | 9 | 10 | 11 | 12 | |
| 12 | 1 | 2 | 3 | 4 | 5 | 6 | 7 | 8 | 9 | 10 | 11 | 12 | 1 | 2 | 3 | 4 | 5 | 6 | 7 | 8 | 9 | 10 | 11 | 12 | 1055 | |
| 1 | 2 | 3 | 4 | 5 | 6 | 7 | 8 | 9 | 10 | 11 | 12 | 1 | 2 | 3 | 4 | 5 | 6 | 7 | 8 | 9 | 10 | 11 | 12 | 1055 | | |
| 00-15 | 4 | 5 | 8 | 4 | 3 | 18 | 64 | 109 | 76 | 67 | 63 | 68 | 78 | 78 | 148 | 100 | 100 | 99 | 100 | 56 | 65 | 25 | 10 | | | |
| 15-30 | 6 | 2 | 2 | 2 | 6 | 33 | 56 | 144 | 129 | 74 | 73 | 79 | 102 | 84 | 67 | 107 | 129 | 98 | 87 | 76 | 68 | 49 | 15 | | | |
| 30-45 | 6 | 2 | 2 | 2 | 12 | 32 | 99 | 141 | 92 | 72 | 98 | 61 | 78 | 137 | 111 | 146 | 102 | 96 | 59 | 49 | 35 | 10 | | | | |
| 45-00 | 1 | 2 | 1 | 6 | 10 | 53 | 87 | 135 | 84 | 65 | 97 | 75 | 74 | 95 | 117 | 119 | 96 | 76 | 65 | 54 | 33 | 15 | | | | |
| HOUR | 17 | 11 | 11 | 14 | 31 | 136 | 306 | 529 | 502 | 326 | 277 | 337 | 306 | 314 | 377 | 483 | 494 | 396 | 358 | 300 | 227 | 182 | 65 | | | |
| TOT | 17 | 11 | 11 | 14 | 31 | 136 | 306 | 529 | 502 | 326 | 277 | 337 | 306 | 314 | 377 | 483 | 494 | 396 | 358 | 300 | 227 | 182 | 65 | | | |

AM PEAK HOUR 0700 TO 0800 VOLUME 529
PM PEAK HOUR 0000 TO 0000 VOLUME 0

04/28/03 THRU 05/02/03
TOTAL HOURS FOR COUNT 90

3 DAYS AVG WEEKDAY VOL 5776 X SEASONAL ADJ. FACTOR 0.9800 = 5660 X AXLE CORR FACTOR 0.9556 = ESTIMATED AVG DAILY TRAFFIC 5409

SR 500 MP 008.30 OFF SYSTEM ID. LEG 2 DIRECTION OF TRAFFIC EASTBOUND LANE ALL OF
 COUNT IDENTIFIER 03-008 COUNTER NUMBER 005073 DESCRIPTION: ON SR 500 E/O NE 162ND AVE

| COUNT | 04/28/03 MONDAY | | | | | | | | | | | | DAILY TOTAL | | | | | | | | | | | |
|-------|-----------------|---|---|---|---|---|----------|---|---|----|----|----|-------------|-----|-----|-----|-----|-----|-----|-----|-----|----|----|------|
| | AM HOURS | | | | | | PM HOURS | | | | | | | | | | | | | | | | | |
| | 1 | 2 | 3 | 4 | 5 | 6 | 7 | 8 | 9 | 10 | 11 | 12 | 1 | 2 | 3 | 4 | 5 | 6 | 7 | 8 | 9 | 10 | 11 | 12 |
| 00-15 | | | | | | | | | | | | | | | | | | | | | | | | |
| 15-30 | | | | | | | | | | | | | 63 | 97 | 104 | 123 | 147 | 118 | 69 | 79 | 47 | 47 | 19 | 20 |
| 30-45 | | | | | | | | | | | | | 56 | 102 | 93 | 131 | 150 | 118 | 73 | 61 | 40 | 18 | 14 | 14 |
| 45-00 | | | | | | | | | | | | | 80 | 84 | 110 | 145 | 144 | 105 | 69 | 54 | 35 | 26 | 7 | 7 |
| HOUR | | | | | | | | | | | | | | | | | | | | | | | | |
| TOT | | | | | | | | | | | | | 199 | 414 | 438 | 555 | 585 | 454 | 291 | 249 | 151 | 81 | 52 | 3469 |
| | | | | | | | | | | | | | | | | | | | | | | | | |
| | | | | | | | | | | | | | | | | | | | | | | | | |

AM PEAK HOUR 0000 TO 0000 VOLUME 0
 PM PEAK HOUR 0430 TO 0530 VOLUME 598
 AM TOTAL 0
 PM TOTAL 3469

| COUNT | 04/29/03 TUESDAY | | | | | | | | | | | | DAILY TOTAL | | | | | | | | | | | |
|-------|------------------|---|---|---|---|---|----------|---|---|----|----|----|-------------|-----|-----|-----|-----|-----|-----|-----|-----|-----|-----|-----|
| | AM HOURS | | | | | | PM HOURS | | | | | | | | | | | | | | | | | |
| | 1 | 2 | 3 | 4 | 5 | 6 | 7 | 8 | 9 | 10 | 11 | 12 | 1 | 2 | 3 | 4 | 5 | 6 | 7 | 8 | 9 | 10 | 11 | 12 |
| 00-15 | | | | | | | | | | | | | | | | | | | | | | | | |
| 15-30 | | | | | | | | | | | | | 78 | 42 | 65 | 96 | 66 | 90 | 132 | 117 | 135 | 122 | 88 | 88 |
| 30-45 | | | | | | | | | | | | | 106 | 90 | 56 | 93 | 77 | 80 | 100 | 113 | 141 | 187 | 96 | 59 |
| 45-00 | | | | | | | | | | | | | 98 | 77 | 54 | 80 | 85 | 67 | 121 | 128 | 141 | 145 | 52 | 32 |
| HOUR | | | | | | | | | | | | | | | | | | | | | | | | |
| TOT | | | | | | | | | | | | | 341 | 114 | 219 | 319 | 350 | 297 | 429 | 498 | 548 | 606 | 499 | 322 |
| | | | | | | | | | | | | | | | | | | | | | | | | |
| | | | | | | | | | | | | | | | | | | | | | | | | |

AM PEAK HOUR 0715 TO 0815 VOLUME 402
 PM PEAK HOUR 0445 TO 0545 VOLUME 616
 AM TOTAL 1641
 PM TOTAL 4126

| COUNT | 04/30/03 WEDNESDAY | | | | | | | | | | | | DAILY TOTAL | | | | | | | | | | | | |
|-------|--------------------|---|---|---|---|---|----------|---|---|----|----|----|-------------|-----|-----|-----|-----|-----|-----|-----|-----|-----|-----|-----|-----|
| | AM HOURS | | | | | | PM HOURS | | | | | | | | | | | | | | | | | | |
| | 1 | 2 | 3 | 4 | 5 | 6 | 7 | 8 | 9 | 10 | 11 | 12 | 1 | 2 | 3 | 4 | 5 | 6 | 7 | 8 | 9 | 10 | 11 | 12 | |
| 00-15 | | | | | | | | | | | | | | | | | | | | | | | | | |
| 15-30 | | | | | | | | | | | | | 53 | 53 | 60 | 76 | 98 | 72 | 73 | 126 | 117 | 156 | 142 | 143 | |
| 30-45 | | | | | | | | | | | | | 105 | 72 | 59 | 64 | 74 | 72 | 111 | 111 | 111 | 128 | 163 | 134 | 105 |
| 45-00 | | | | | | | | | | | | | 107 | 103 | 54 | 70 | 73 | 69 | 107 | 104 | 149 | 163 | 134 | 54 | 54 |
| HOUR | | | | | | | | | | | | | | | | | | | | | | | | | |
| TOT | | | | | | | | | | | | | 297 | 213 | 237 | 295 | 324 | 315 | 417 | 451 | 538 | 650 | 534 | 383 | |
| | | | | | | | | | | | | | | | | | | | | | | | | | |
| | | | | | | | | | | | | | | | | | | | | | | | | | |

AM PEAK HOUR 0700 TO 0800 VOLUME 417
 PM PEAK HOUR 0500 TO 0600 VOLUME 650
 AM TOTAL 1747
 PM TOTAL 4278

SR 500 MP 008.30 OFF SYSTEM ID. LEG 2 DIRECTION OF TRAFFIC EASTBOUND LANE ALL OF

COUNT IDENTIFIER 03-008 COUNTER NUMBER 005041 * DESCRIPTION: ON SR 500 E/O NE 162ND AVE

| 05/01/03 | THURSDAY | AM HOURS | | | | | | | | | | | | PM HOURS | DAILY TOTAL | | | | | | | | | | | |
|----------|----------|----------|----|----|---|----|-----|-----|-----|-----|-----|-----|-----|----------|-------------|-----|-----|-----|-----|-----|-----|-----|-----|----|------|--|
| | | 1 | 2 | 3 | 4 | 5 | 6 | 7 | 8 | 9 | 10 | 11 | 12 | | | | | | | | | | | | | |
| 12 | 1 | 2 | 3 | 4 | 5 | 6 | 7 | 8 | 9 | 10 | 11 | 12 | 1 | 2 | 3 | 4 | 5 | 6 | 7 | 8 | 9 | 10 | 11 | 12 | | |
| 1 | 2 | 3 | 4 | 5 | 6 | 7 | 8 | 9 | 10 | 11 | 12 | 1 | 2 | 3 | 4 | 5 | 6 | 7 | 8 | 9 | 10 | 11 | 12 | | | |
| 8 | 6 | 6 | 6 | 2 | 2 | 17 | 76 | 88 | 67 | 74 | 89 | 82 | 86 | 103 | 116 | 126 | 170 | 135 | 125 | 81 | 76 | 71 | 34 | 14 | | |
| 15-30 | 14 | 5 | 5 | 3 | 4 | 25 | 118 | 90 | 57 | 62 | 75 | 100 | 96 | 125 | 126 | 166 | 144 | 125 | 81 | 85 | 53 | 26 | 20 | 20 | | |
| 30-45 | 8 | 6 | 4 | 3 | 4 | 49 | 153 | 91 | 52 | 61 | 73 | 96 | 91 | 111 | 136 | 186 | 164 | 110 | 86 | 79 | 54 | 20 | 13 | 13 | | |
| 45-00 | 11 | 8 | 3 | 3 | 3 | 56 | 91 | 83 | 66 | 57 | 64 | 86 | 80 | 123 | 118 | 149 | 144 | 139 | 81 | 57 | 56 | 31 | 6 | 6 | | |
| HOUR | 41 | 25 | 18 | 13 | 9 | 44 | 147 | 438 | 352 | 242 | 254 | 301 | 364 | 353 | 462 | 496 | 627 | 622 | 509 | 373 | 297 | 234 | 111 | 53 | 6385 | |
| TOT | | | | | | | | | | | | | | | | | | | | | | | | | | |

AM PEAK HOUR 0715 TO 0815 VOLUME 450
PM PEAK HOUR 0415 TO 0515 VOLUME 671

AM TOTAL 1884
PM TOTAL 4501

| 05/02/03 | FRIDAY | AM HOURS | | | | | | | | | | | | PM HOURS | DAILY TOTAL | | | | | | | | | | | |
|----------|--------|----------|----|----|----|----|-----|-----|----|----|----|----|----|----------|-------------|---|---|---|---|---|----|----|----|----|--|--|
| | | 1 | 2 | 3 | 4 | 5 | 6 | 7 | 8 | 9 | 10 | 11 | 12 | | | | | | | | | | | | | |
| 12 | 1 | 2 | 3 | 4 | 5 | 6 | 7 | 8 | 9 | 10 | 11 | 12 | 1 | 2 | 3 | 4 | 5 | 6 | 7 | 8 | 9 | 10 | 11 | 12 | | |
| 1 | 2 | 3 | 4 | 5 | 6 | 7 | 8 | 9 | 10 | 11 | 12 | 1 | 2 | 3 | 4 | 5 | 6 | 7 | 8 | 9 | 10 | 11 | 12 | | | |
| 00-15 | 11 | 5 | 4 | 4 | 6 | 8 | 22 | 65 | | | | | | | | | | | | | | | | | | |
| 15-30 | 16 | 5 | 2 | 4 | 1 | 10 | 30 | 119 | | | | | | | | | | | | | | | | | | |
| 30-45 | 13 | 8 | 4 | 4 | 4 | 13 | 45 | 109 | | | | | | | | | | | | | | | | | | |
| 45-00 | 10 | 3 | 1 | 3 | 5 | 20 | 57 | 90 | | | | | | | | | | | | | | | | | | |
| HOUR | 50 | 21 | 11 | 11 | 16 | 51 | 154 | 383 | | | | | | | | | | | | | | | | | | |
| TOT | | | | | | | | | | | | | | | | | | | | | | | | | | |

AM PEAK HOUR 0700 TO 0800 VOLUME 383
PM PEAK HOUR 0000 TO 0000 VOLUME 0

AM TOTAL 697
PM TOTAL 0

04/28/03 THRU 05/02/03
TOTAL HOURS FOR COUNT 89

2 DAYS AVG WEEKDAY VOL 6205 X SEASONAL ADJ. FACTOR 0.9800 = 6081 X AXLE CORR FACTOR 0.9556 = ESTIMATED AVG DAILY TRAFFIC 5811

FACTOR GROUP CB-02

FACTOR GROUP GR-R3

SR 500 MP 008.30 OFF SYSTEM ID. LEG 2 DIRECTION OF TRAFFIC BOTH WAYS LANE ALL OF

COUNT IDENTIFIER 03-008 COUNTER NUMBER 005041 * DESCRIPTION: ON SR 500 E/O NE 162ND AVE

| 04/28/03 | MONDAY | AM HOURS | | | | | | | | | | | | PM HOURS | | | | | | | | | | | | DAILY TOTAL | |
|----------|--------|----------|---|---|---|---|---|---|---|----|----|----|----|----------|---|---|---|---|---|---|---|----|----|----|----|-------------|--|
| | | 1 | 2 | 3 | 4 | 5 | 6 | 7 | 8 | 9 | 10 | 11 | 12 | 1 | 2 | 3 | 4 | 5 | 6 | 7 | 8 | 9 | 10 | 11 | 12 | | |
| 00-15 | 12 | 1 | 2 | 3 | 4 | 5 | 6 | 7 | 8 | 9 | 10 | 11 | 12 | 1 | 2 | 3 | 4 | 5 | 6 | 7 | 8 | 9 | 10 | 11 | 12 | | |
| 15-30 | 1 | 2 | 3 | 4 | 5 | 6 | 7 | 8 | 9 | 10 | 11 | 12 | 1 | 2 | 3 | 4 | 5 | 6 | 7 | 8 | 9 | 10 | 11 | 12 | | | |
| 30-45 | | | | | | | | | | | | | | | | | | | | | | | | | | | |
| 45-00 | | | | | | | | | | | | | | | | | | | | | | | | | | | |
| HOUR | | | | | | | | | | | | | | | | | | | | | | | | | | | |
| TOT | | | | | | | | | | | | | | | | | | | | | | | | | | | |

AM PEAK HOUR 0000 TO 0000 VOLUME 0
 PM PEAK HOUR 0445 TO 0545 VOLUME 1018
 AM TOTAL 6061
 PM TOTAL 0

| 04/29/03 | TUESDAY | AM HOURS | | | | | | | | | | | | PM HOURS | | | | | | | | | | | | DAILY TOTAL | |
|----------|---------|----------|---|---|---|---|---|---|---|----|----|----|----|----------|---|---|---|---|---|---|---|----|----|----|----|-------------|--|
| | | 1 | 2 | 3 | 4 | 5 | 6 | 7 | 8 | 9 | 10 | 11 | 12 | 1 | 2 | 3 | 4 | 5 | 6 | 7 | 8 | 9 | 10 | 11 | 12 | | |
| 00-15 | 12 | 1 | 2 | 3 | 4 | 5 | 6 | 7 | 8 | 9 | 10 | 11 | 12 | 1 | 2 | 3 | 4 | 5 | 6 | 7 | 8 | 9 | 10 | 11 | 12 | | |
| 15-30 | 1 | 2 | 3 | 4 | 5 | 6 | 7 | 8 | 9 | 10 | 11 | 12 | 1 | 2 | 3 | 4 | 5 | 6 | 7 | 8 | 9 | 10 | 11 | 12 | | | |
| 30-45 | | | | | | | | | | | | | | | | | | | | | | | | | | | |
| 45-00 | | | | | | | | | | | | | | | | | | | | | | | | | | | |
| HOUR | | | | | | | | | | | | | | | | | | | | | | | | | | | |
| TOT | | | | | | | | | | | | | | | | | | | | | | | | | | | |

AM PEAK HOUR 0715 TO 0815 VOLUME 934
 PM PEAK HOUR 0430 TO 0530 VOLUME 1011
 AM TOTAL 3895
 PM TOTAL 7299

| 04/30/03 | WEDNESDAY | AM HOURS | | | | | | | | | | | | PM HOURS | | | | | | | | | | | | DAILY TOTAL | |
|----------|-----------|----------|---|---|---|---|---|---|---|----|----|----|----|----------|---|---|---|---|---|---|---|----|----|----|----|-------------|--|
| | | 1 | 2 | 3 | 4 | 5 | 6 | 7 | 8 | 9 | 10 | 11 | 12 | 1 | 2 | 3 | 4 | 5 | 6 | 7 | 8 | 9 | 10 | 11 | 12 | | |
| 00-15 | 12 | 1 | 2 | 3 | 4 | 5 | 6 | 7 | 8 | 9 | 10 | 11 | 12 | 1 | 2 | 3 | 4 | 5 | 6 | 7 | 8 | 9 | 10 | 11 | 12 | | |
| 15-30 | 1 | 2 | 3 | 4 | 5 | 6 | 7 | 8 | 9 | 10 | 11 | 12 | 1 | 2 | 3 | 4 | 5 | 6 | 7 | 8 | 9 | 10 | 11 | 12 | | | |
| 30-45 | | | | | | | | | | | | | | | | | | | | | | | | | | | |
| 45-00 | | | | | | | | | | | | | | | | | | | | | | | | | | | |
| HOUR | | | | | | | | | | | | | | | | | | | | | | | | | | | |
| TOT | | | | | | | | | | | | | | | | | | | | | | | | | | | |

AM PEAK HOUR 0700 TO 0800 VOLUME 971
 PM PEAK HOUR 0500 TO 0600 VOLUME 1026
 AM TOTAL 4168
 PM TOTAL 7573

SR 500 MP 008.30 OFF SYSTEM ID. LEG 2 DIRECTION OF TRAFFIC BOTH WAYS LANE ALL OF

COUNT IDENTIFIER 03-008 COUNTER NUMBER 005041 * DESCRIPTION: ON SR 500 E/O NE 162ND AVE

| 05/01/03 | THURSDAY | | | | | | | | | | | | DAILY | | | | | | | | | | | |
|----------|----------|----|----|----|----|-----|--------------------------------------|-----|-----|-----|-----|-----|---------------------------------------|-----|-----|-----|------|------|---------------|-----|---------------|-----|-------|----|
| | AM HOURS | | | | | | PM HOURS | | | | | | | | | | | | | | | | | |
| | 1 | 2 | 3 | 4 | 5 | 6 | 7 | 8 | 9 | 10 | 11 | 12 | | | | | | | | | | | | |
| 00-15 | 13 | 8 | 14 | 8 | 4 | 18 | 70 | 179 | 210 | 143 | 141 | 152 | 150 | 164 | 181 | 264 | 226 | 270 | 234 | 225 | 132 | 136 | 59 | 24 |
| 15-30 | 21 | 6 | 12 | 8 | 6 | 33 | 90 | 243 | 219 | 131 | 135 | 154 | 202 | 180 | 192 | 233 | 295 | 242 | 212 | 157 | 153 | 102 | 41 | 32 |
| 30-45 | 9 | 11 | 6 | 5 | 16 | 62 | 151 | 311 | 218 | 144 | 133 | 171 | 157 | 169 | 248 | 247 | 332 | 266 | 206 | 145 | 128 | 89 | 30 | |
| 45-00 | 14 | 12 | 3 | 8 | 10 | 74 | 155 | 225 | 207 | 150 | 122 | 161 | 161 | 154 | 218 | 235 | 268 | 240 | 215 | 146 | 111 | 89 | 46 | |
| HOUR | 57 | 37 | 35 | 29 | 36 | 187 | 466 | 958 | 854 | 568 | 531 | 638 | 670 | 667 | 839 | 979 | 1121 | 1018 | 867 | 673 | 524 | 416 | 176 | |
| TOT | | | | | | | AM PEAK HOUR 0715 TO 0815 VOLUME 989 | | | | | | PM PEAK HOUR 0415 TO 0515 VOLUME 1165 | | | | | | AM TOTAL 4396 | | PM TOTAL 8038 | | 12434 | |

| 05/02/03 | FRIDAY | | | | | | | | | | | | DAILY | | | | | | | | | | | |
|----------|----------|----|----|----|----|-----|--------------------------------------|-----|----|----|----|----|------------------------------------|-----|-----|-----|----|----|---------------|----|------------|-----|------|--|
| | AM HOURS | | | | | | PM HOURS | | | | | | | | | | | | | | | | | |
| | 1 | 2 | 3 | 4 | 5 | 6 | 7 | 8 | 9 | 10 | 11 | 12 | | | | | | | | | | | | |
| 00-15 | 15 | 10 | 12 | 8 | 9 | 26 | 86 | 174 | 15 | 10 | 12 | 8 | 9 | 26 | 86 | 174 | 15 | 10 | 12 | 8 | 9 | 26 | 86 | |
| 15-30 | 22 | 7 | 4 | 2 | 7 | 43 | 86 | 263 | 22 | 7 | 4 | 2 | 7 | 43 | 86 | 263 | 22 | 7 | 4 | 2 | 7 | 43 | 86 | |
| 30-45 | 19 | 10 | 4 | 6 | 16 | 45 | 144 | 250 | 19 | 10 | 4 | 6 | 16 | 45 | 144 | 250 | 19 | 10 | 4 | 6 | 16 | 45 | 144 | |
| 45-00 | 11 | 5 | 2 | 9 | 15 | 73 | 144 | 225 | 11 | 5 | 2 | 9 | 15 | 73 | 144 | 225 | 11 | 5 | 2 | 9 | 15 | 73 | 144 | |
| HOUR | 67 | 32 | 22 | 25 | 47 | 187 | 460 | 912 | 67 | 32 | 22 | 25 | 47 | 187 | 460 | 912 | 67 | 32 | 22 | 25 | 47 | 187 | 460 | |
| TOT | | | | | | | AM PEAK HOUR 0700 TO 0800 VOLUME 912 | | | | | | PM PEAK HOUR 0000 TO 0000 VOLUME 0 | | | | | | AM TOTAL 1752 | | PM TOTAL 0 | | 1752 | |

04/28/03 THRU 05/02/03 TOTAL HOURS FOR COUNT 89

2 DAYS
 AVG WEEKDAY VOL 12088 X SEASONAL ADJ. FACTOR 0.9800 = 11846 X AXLE CORR FACTOR 0.9556 = ESTIMATED AVG DAILY TRAFFIC 11320

PEAK HOUR PERCENTAGES: K = 9.64 D = 57.60
 PEAK HOUR LOCATION : VOLUME = 1165 DATE: 05/01/03 TIME: 04:15 PM