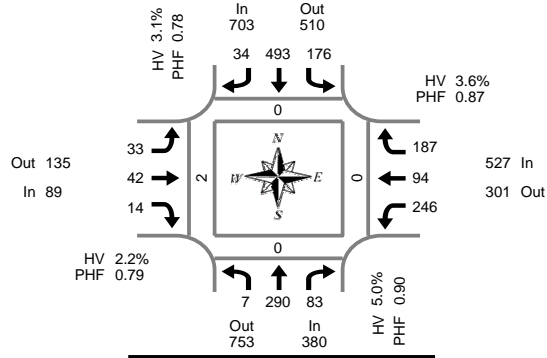


Total Vehicle Summary



Clay Carney
(503) 833-2740



NE 112th Ave & NE 18th St

11/9/2005

7:00 AM to 9:00 AM

5-Minute Interval Summary

7:00 AM to 9:00 AM

Interval Start Time	Northbound NE 112th Ave				Southbound NE 112th Ave				Eastbound NE 18th St				Westbound NE 18th St				Interval Total	Pedestrians Crosswalk			
	L	T	R	Bikes	L	T	R	Bikes	L	T	R	Bikes	L	T	R	Bikes		North	South	East	West
07:00	0	17	4	0	17	32	1	0	2	5	1	0	19	3	6	0	107	0	0	0	0
07:05	0	25	13	0	19	35	1	0	4	1	1	0	33	3	10	0	145	0	0	0	1
07:10	0	21	3	0	14	43	1	0	3	3	0	0	15	4	11	0	118	0	0	0	0
07:15	1	22	9	2	14	43	3	0	3	3	0	0	20	2	13	0	133	0	0	0	0
07:20	1	17	8	0	11	33	1	0	4	5	3	0	26	4	14	0	127	0	0	0	0
07:25	2	18	4	0	23	33	1	0	3	3	1	0	16	10	15	0	129	0	0	0	0
07:30	1	18	5	0	17	33	5	0	3	4	2	0	21	7	16	0	132	0	0	0	0
07:35	0	33	5	0	7	43	4	0	1	6	1	0	21	11	24	0	156	0	0	0	0
07:40	0	32	7	0	17	34	5	1	2	2	1	0	19	10	15	0	144	0	0	0	1
07:45	0	24	5	0	23	66	7	0	2	2	2	0	16	14	22	0	183	0	0	0	0
07:50	0	17	11	1	18	51	3	0	3	6	0	0	22	10	12	0	153	0	0	0	0
07:55	2	27	6	0	5	47	0	0	4	4	1	0	15	7	15	0	133	0	0	0	0
08:00	0	36	7	0	8	32	3	0	1	3	2	0	22	12	20	0	146	0	0	0	0
08:05	0	20	6	0	15	31	5	0	1	8	0	0	19	11	13	0	129	0	0	0	0
08:10	0	13	0	0	8	24	5	0	5	3	1	0	25	9	18	0	111	0	0	0	0
08:15	1	20	5	0	7	33	5	1	5	2	3	0	16	11	8	0	116	0	0	0	0
08:20	0	14	4	0	14	22	6	0	5	5	2	0	22	11	18	0	123	0	0	0	0
08:25	1	11	3	0	7	50	7	0	5	4	3	0	21	13	9	0	134	0	0	0	0
08:30	0	21	5	1	9	39	7	0	3	3	3	0	12	4	10	0	116	0	0	0	0
08:35	0	21	11	0	10	23	4	0	11	4	5	0	14	5	10	0	118	2	0	0	0
08:40	0	16	5	0	9	35	2	0	5	4	3	0	16	5	6	0	106	0	0	0	0
08:45	0	16	4	0	11	34	5	0	6	5	2	0	21	3	11	0	118	0	0	0	0
08:50	1	20	4	0	12	31	2	0	1	2	2	0	12	8	7	0	102	0	0	0	0
08:55	0	14	6	0	8	31	1	0	3	4	0	0	6	9	8	0	90	0	0	0	0
Total Survey	10	493	140	4	303	878	84	2	85	91	39	0	449	186	311	0	3,069	2	0	0	2

15-Minute Interval Summary

7:00 AM to 9:00 AM

Interval Start Time	Northbound NE 112th Ave				Southbound NE 112th Ave				Eastbound NE 18th St				Westbound NE 18th St				Interval Total	Pedestrians Crosswalk			
	L	T	R	Bikes	L	T	R	Bikes	L	T	R	Bikes	L	T	R	Bikes		North	South	East	West
07:00	0	63	20	0	50	110	3	0	9	9	2	0	67	10	27	0	370	0	0	0	1
07:15	4	57	21	2	48	109	5	0	10	11	4	0	62	16	42	0	389	0	0	0	0
07:30	1	83	17	0	41	110	14	1	6	12	4	0	61	28	55	0	432	0	0	0	1
07:45	2	68	22	1	46	164	10	0	9	12	3	0	53	31	49	0	469	0	0	0	0
08:00	0	69	13	0	31	87	13	0	7	14	3	0	66	32	51	0	386	0	0	0	0
08:15	2	45	12	0	28	105	18	1	15	11	8	0	59	35	35	0	373	0	0	0	0
08:30	0	58	21	1	28	97	13	0	19	11	11	0	42	14	26	0	340	2	0	0	0
08:45	1	50	14	0	31	96	8	0	10	11	4	0	39	20	26	0	310	0	0	0	0
Total Survey	10	493	140	4	303	878	84	2	85	91	39	0	449	186	311	0	3,069	2	0	0	2

Peak Hour Summary

7:05 AM to 8:05 AM

By Approach	Northbound NE 112th Ave				Southbound NE 112th Ave				Eastbound NE 18th St				Westbound NE 18th St				Total	Pedestrians Crosswalk			
	In	Out	Total	Bikes	In	Out	Total	Bikes	In	Out	Total	Bikes	In	Out	Total	Bikes		North	South	East	West
Volume	380	753	1,133	3	703	510	1,213	1	89	135	224	0	527	301	828	0	1,699	0	0	0	2
%HV	5.0%				3.1%				2.2%				3.6%				3.6%				
PHF	0.90				0.78				0.79				0.87				0.88				

By Movement	Northbound NE 112th Ave				Southbound NE 112th Ave				Eastbound NE 18th St				Westbound NE 18th St				Total
	L	T	R	Total	L	T	R	Total	L	T	R	Total	L	T	R	Total	
Volume	7	290	83	380	176	493	34	703	33	42	14	89	246	94	187	527	1,699
%HV	0.0%	4.8%	6.0%	5.0%	3.4%	3.2%	0.0%	3.1%	0.0%	4.8%	0.0%	2.2%	3.3%	2.1%	4.8%	3.6%	3.6%
PHF	0.44	0.81	0.83	0.90	0.76	0.75	0.53	0.78	0.83	0.81	0.58	0.79	0.90	0.67	0.77	0.87	0.88

Rolling Hour Summary

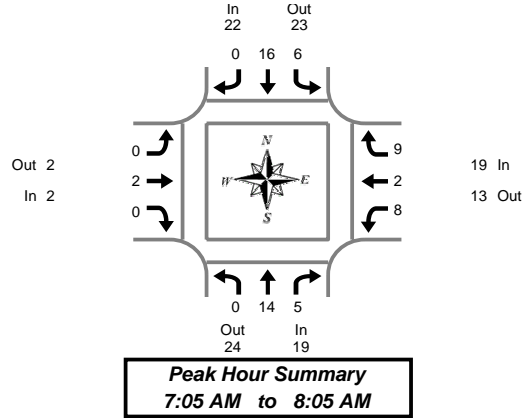
7:00 AM to 9:00 AM

Interval Start Time	Northbound NE 112th Ave				Southbound NE 112th Ave				Eastbound NE 18th St				Westbound NE 18th St				Interval Total	Pedestrians Crosswalk			
	L	T	R	Bikes	L	T	R	Bikes	L	T	R	Bikes	L	T	R	Bikes		North	South	East	West
07:00	7	271	80	3	185	493	32	1	34	44	13	0	243	85	173	0	1,660	0	0	0	2
07:15	7	277	73	3	166	470	42	1	32	49	14	0	242	107	197	0	1,676	0	0	0	1
07:30	5	265	64	1	146	466	55	2	37	49	18	0	239	126	190	0	1,660	0	0	0	1
07:45	4	240	68	2	133	453	54	1	50	48	25	0	220	112	161	0	1,568	2	0	0	0

Heavy Vehicle Summary



Clay Carney
(503) 833-2740



NE 112th Ave & NE 18th St

11/9/2005

7:00 AM to 9:00 AM

Peak Hour Summary
7:05 AM to 8:05 AM

Heavy Vehicle 5-Minute Interval Summary 7:00 AM to 9:00 AM

Interval Start Time	Northbound NE 112th Ave				Southbound NE 112th Ave				Eastbound NE 18th St				Westbound NE 18th St				Interval Total
	L	T	R	Total	L	T	R	Total	L	T	R	Total	L	T	R	Total	
07:00	0	0	2	2	4	0	0	4	0	2	0	2	0	0	0	0	8
07:05	0	2	0	2	0	1	0	1	0	0	0	0	2	0	1	3	6
07:10	0	0	0	0	0	2	0	2	0	0	0	0	0	0	1	1	3
07:15	0	1	0	1	0	1	0	1	0	1	0	1	2	0	0	2	5
07:20	0	1	1	2	0	2	0	2	0	0	0	1	1	0	2	3	7
07:25	0	0	0	0	0	1	0	1	0	0	0	0	0	1	1	2	3
07:30	0	0	2	2	1	2	0	3	0	1	0	1	0	0	1	1	7
07:35	0	0	1	1	0	1	0	1	0	0	0	0	1	0	2	3	5
07:40	0	2	0	2	0	1	0	1	0	0	0	0	0	0	0	0	3
07:45	0	3	0	3	1	2	0	3	0	0	0	0	2	0	1	3	9
07:50	0	0	0	0	2	0	0	2	0	0	0	0	0	1	0	1	3
07:55	0	2	1	3	2	2	0	4	0	0	0	0	0	0	0	0	7
08:00	0	3	0	3	0	1	0	1	0	0	0	0	0	0	0	0	4
08:05	0	1	0	1	0	0	0	0	0	1	0	1	0	0	2	2	4
08:10	0	0	0	0	0	2	1	3	0	0	0	0	0	0	0	0	3
08:15	1	2	0	3	1	1	0	2	0	0	0	0	0	3	0	3	8
08:20	0	2	0	2	2	0	0	2	0	1	0	1	1	0	2	3	8
08:25	0	0	0	0	1	1	1	3	1	0	0	1	1	1	0	2	6
08:30	0	1	0	1	0	3	1	4	0	0	0	0	0	0	1	1	6
08:35	0	2	0	2	1	0	0	1	4	1	1	6	1	0	1	2	11
08:40	0	1	0	1	1	1	0	2	1	0	0	1	1	0	0	1	5
08:45	0	2	0	2	1	0	2	3	0	0	0	0	1	0	2	3	8
08:50	0	0	0	0	2	2	0	4	1	0	0	1	0	0	0	0	5
08:55	0	1	0	1	0	2	1	3	0	0	0	0	0	0	1	1	5
Total Survey	1	26	7	34	19	28	6	53	7	7	1	15	13	6	18	37	139

Heavy Vehicle 15-Minute Interval Summary 7:00 AM to 9:00 AM

Interval Start Time	Northbound NE 112th Ave				Southbound NE 112th Ave				Eastbound NE 18th St				Westbound NE 18th St				Interval Total
	L	T	R	Total	L	T	R	Total	L	T	R	Total	L	T	R	Total	
07:00	0	2	2	4	4	3	0	7	0	2	0	2	2	0	2	4	17
07:15	0	2	1	3	0	4	0	4	0	1	0	1	3	1	3	7	15
07:30	0	2	3	5	1	4	0	5	0	1	0	1	1	0	3	4	15
07:45	0	5	1	6	5	4	0	9	0	0	0	0	2	1	1	4	19
08:00	0	4	0	4	0	3	1	4	0	1	0	1	0	0	2	2	11
08:15	1	4	0	5	4	2	1	7	1	1	0	2	2	4	2	8	22
08:30	0	4	0	4	2	4	1	7	5	1	1	7	2	0	2	4	22
08:45	0	3	0	3	3	4	3	10	1	0	0	1	1	0	3	4	18
Total Survey	1	26	7	34	19	28	6	53	7	7	1	15	13	6	18	37	139

Heavy Vehicle Peak Hour Summary 7:05 AM to 8:05 AM

By Approach	Northbound NE 112th Ave			Southbound NE 112th Ave			Eastbound NE 18th St			Westbound NE 18th St			Total
	In	Out	Total	In	Out	Total	In	Out	Total	In	Out	Total	
Volume	19	24	43	22	23	45	2	2	4	19	13	32	62
PHF	0.79			0.61			0.50			0.68			0.82

By Movement	Northbound NE 112th Ave				Southbound NE 112th Ave				Eastbound NE 18th St				Westbound NE 18th St				Total
	L	T	R	Total	L	T	R	Total	L	T	R	Total	L	T	R	Total	
Volume	0	14	5	19	6	16	0	22	0	2	0	2	8	2	9	19	62
PHF	0.00	0.70	0.42	0.79	0.30	0.80	0.00	0.61	0.00	0.50	0.00	0.50	0.50	0.50	0.56	0.68	0.82

Heavy Vehicle Rolling Hour Summary 7:00 AM to 9:00 AM

Interval Start Time	Northbound NE 112th Ave				Southbound NE 112th Ave				Eastbound NE 18th St				Westbound NE 18th St				Interval Total
	L	T	R	Total	L	T	R	Total	L	T	R	Total	L	T	R	Total	
07:00	0	11	7	18	10	15	0	25	0	4	0	4	8	2	9	19	66
07:15	0	13	5	18	6	15	1	22	0	3	0	3	6	2	9	17	60
07:30	1	15	4	20	10	13	2	25	1	3	0	4	5	5	8	18	67
07:45	1	17	1	19	11	13	3	27	6	3	1	10	6	5	7	18	74

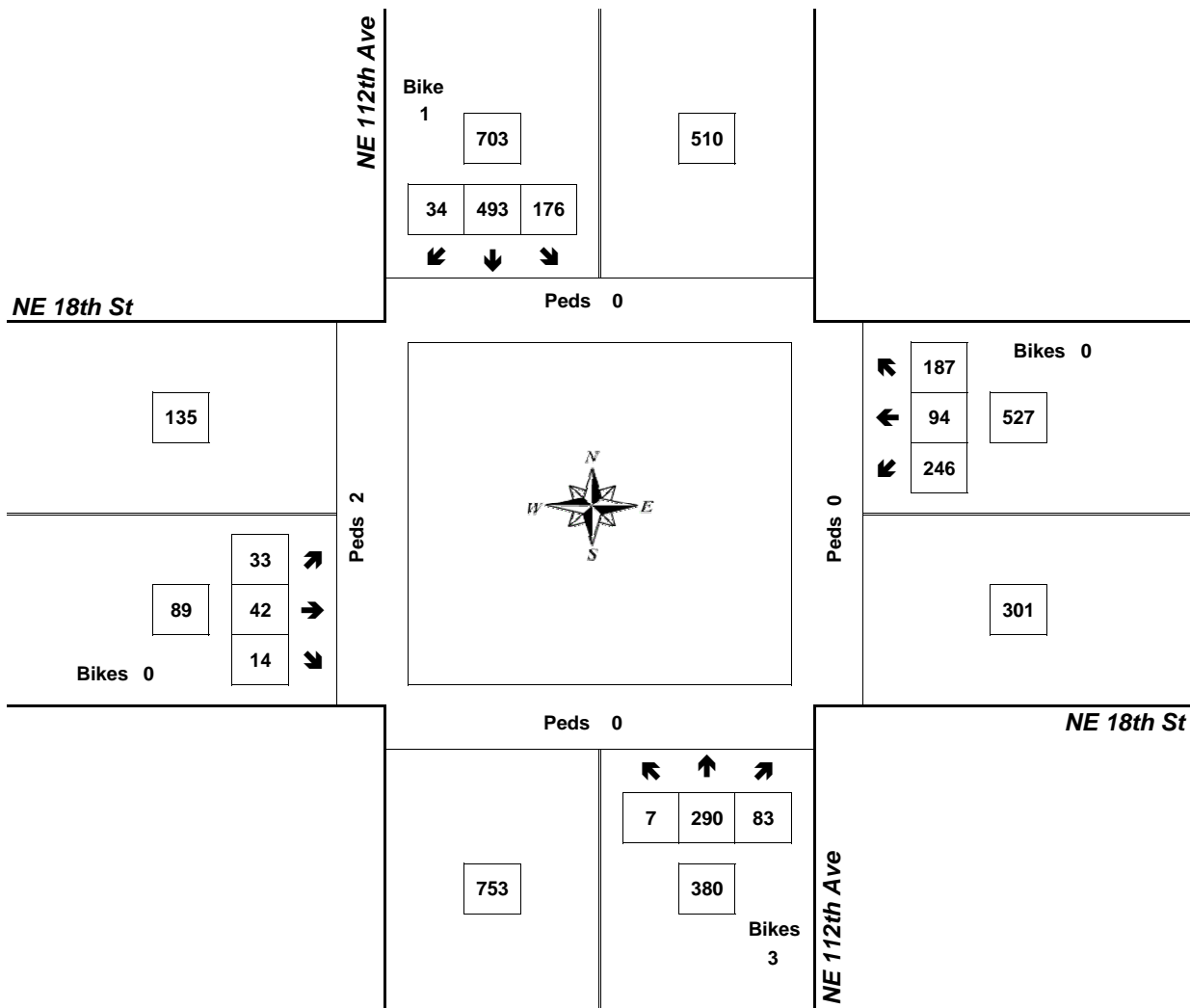
Peak Hour Summary



Clay Carney
(503) 833-2740

NE 112th Ave & NE 18th St

7:05 AM to 8:05 AM
11/9/2005



Approach	PHF	HV%	Volume
EB	0.79	2.2%	89
WB	0.87	3.6%	527
NB	0.90	5.0%	380
SB	0.78	3.1%	703
Intersection	0.88	3.6%	1,699

Count Period: 7:00 AM to 9:00 AM