

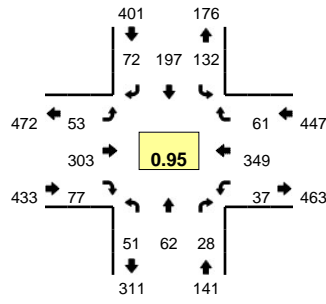
Study Intersection #3

Type of peak hour being reported: Intersection Peak

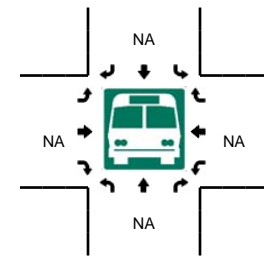
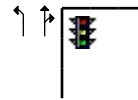
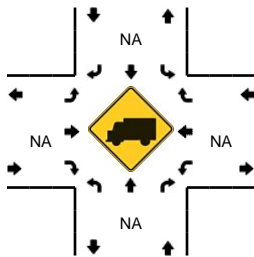
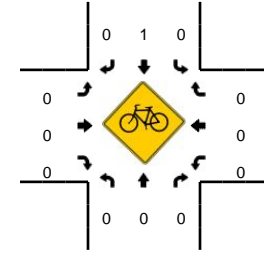

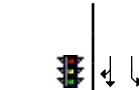
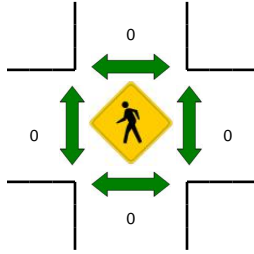
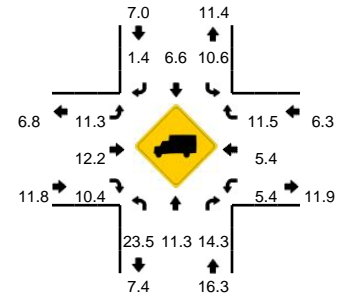
Method for determining peak hour: Total Entering Volume

LOCATION: NE 172nd Ave -- NE 18th St
CITY/STATE: Vancouver, WA

QC JOB #: 14078901
DATE: Wed, Dec 07 2016



Peak-Hour: 7:35 AM -- 8:35 AM
Peak 15-Min: 7:55 AM -- 8:10 AM



5-Min Count Period Beginning At	NE 172nd Ave (Northbound)				NE 172nd Ave (Southbound)				NE 18th St (Eastbound)				NE 18th St (Westbound)				Total	Hourly Totals
	Left	Thru	Right	U	Left	Thru	Right	U	Left	Thru	Right	U	Left	Thru	Right	U		
7:00 AM	0	3	0	0	3	15	2	0	2	22	5	0	5	32	3	0	92	
7:05 AM	3	2	0	0	6	8	3	0	0	11	5	0	3	25	3	0	69	
7:10 AM	6	2	3	0	8	2	6	0	0	16	1	0	1	25	3	0	73	
7:15 AM	1	5	1	0	5	12	2	0	2	16	7	0	4	35	6	0	96	
7:20 AM	4	2	1	0	4	16	6	0	5	17	7	0	2	27	3	0	94	
7:25 AM	5	1	1	0	5	8	5	0	3	16	1	0	3	20	1	0	69	
7:30 AM	4	5	1	0	3	18	4	0	5	19	11	0	2	27	3	0	102	
7:35 AM	14	8	2	0	7	13	3	0	3	15	11	0	2	38	10	0	126	
7:40 AM	9	7	1	0	4	17	6	0	4	19	8	0	3	29	3	0	110	
7:45 AM	0	9	2	0	6	23	5	0	8	21	9	0	2	28	5	0	118	
7:50 AM	4	7	5	0	7	20	7	0	7	23	7	0	4	27	6	0	124	
7:55 AM	3	6	1	0	9	24	9	0	11	25	5	0	1	21	6	0	121	1194
8:00 AM	0	4	1	0	9	23	12	0	5	28	6	0	2	24	9	0	123	1225
8:05 AM	4	2	2	0	16	18	11	0	3	29	2	0	3	37	2	0	129	1285
8:10 AM	5	4	2	0	11	15	5	0	1	35	2	0	4	37	0	0	121	1333
8:15 AM	6	6	2	0	11	7	3	0	4	23	12	0	4	25	5	0	108	1345
8:20 AM	2	2	4	0	19	18	3	0	3	35	9	0	4	29	2	0	130	1381
8:25 AM	1	4	3	0	13	7	5	0	2	28	1	0	5	25	10	0	104	1416
8:30 AM	3	3	3	0	20	12	3	0	2	22	5	0	3	29	3	0	108	1422
8:35 AM	2	2	3	0	11	7	9	0	2	25	6	0	6	28	2	0	103	1399
8:40 AM	5	4	1	0	3	9	1	0	2	18	12	0	3	33	7	0	98	1387
8:45 AM	4	4	3	0	9	10	4	0	2	21	6	0	4	20	1	0	88	1357
8:50 AM	3	8	2	0	7	14	2	0	1	15	11	0	3	15	2	0	83	1316
8:55 AM	3	4	0	0	7	10	3	0	2	14	3	0	6	23	1	0	76	1271
Peak 15-Min Flowrates	Northbound				Southbound				Eastbound				Westbound				Total	
	Left	Thru	Right	U	Left	Thru	Right	U	Left	Thru	Right	U	Left	Thru	Right	U		
All Vehicles	28	48	16	0	136	260	128	0	76	328	52	0	24	328	68	0	1492	
Heavy Trucks	8	0	4		4	16	0		8	32	4		4	28	4		112	
Pedestrians		0				0				0				0			0	
Bicycles		0	0			0	1	0		0	0	0		0	0	0	1	
Railroad																		
Stopped Buses																		

Comments: