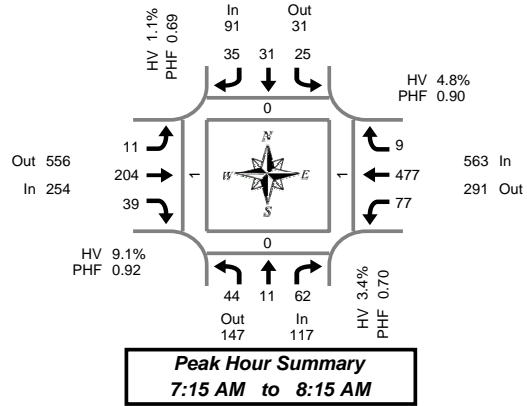


Total Vehicle Summary



Clay Carney
(503) 833-2740



NE 98th Ave & NE Burton Rd

Thursday, May 04, 2006
7:00 AM to 9:00 AM

5-Minute Interval Summary 7:00 AM to 9:00 AM

Interval Start Time	Northbound NE 98th Ave				Southbound NE 98th Ave				Eastbound NE Burton Rd				Westbound NE Burton Rd				Interval Total	Pedestrians Crosswalk			
	L	T	R	Bikes	L	T	R	Bikes	L	T	R	Bikes	L	T	R	Bikes		North	South	East	West
7:00 AM	1	0	8	0	2	5	6	0	1	16	2	0	2	24	0	0	67	0	0	0	0
7:05 AM	1	0	11	0	3	5	1	0	0	11	0	0	3	24	0	0	59	0	0	0	0
7:10 AM	3	1	3	0	3	2	1	0	0	16	4	0	4	25	1	0	63	0	0	0	0
7:15 AM	1	0	6	0	3	1	3	0	0	17	4	0	10	35	0	0	80	0	0	0	1
7:20 AM	2	1	6	0	0	5	2	0	0	14	3	0	3	34	0	0	70	0	0	0	0
7:25 AM	7	4	6	0	2	5	4	0	0	14	6	0	6	45	1	1	100	0	0	0	0
7:30 AM	3	1	9	0	2	1	0	0	1	23	0	0	7	35	1	0	83	0	0	0	0
7:35 AM	8	0	4	0	2	1	3	0	0	18	5	0	5	41	1	0	88	0	0	0	0
7:40 AM	2	0	6	0	4	1	2	0	2	18	2	0	8	40	2	0	87	0	0	0	0
7:45 AM	1	0	5	0	7	4	7	0	2	16	4	0	10	42	0	1	98	0	0	0	0
7:50 AM	3	1	4	0	0	4	4	0	1	12	1	0	4	49	1	0	84	0	0	0	0
7:55 AM	2	1	1	0	1	2	0	0	2	18	4	0	3	39	1	0	74	0	0	0	0
8:00 AM	6	1	5	0	3	3	0	0	0	20	2	0	9	44	0	0	93	0	0	1	0
8:05 AM	3	0	5	0	0	2	4	0	0	14	3	0	6	38	1	0	76	0	0	0	0
8:10 AM	6	2	5	0	1	2	6	0	3	20	5	0	6	35	1	0	92	0	0	0	0
8:15 AM	2	1	2	0	1	3	2	0	0	18	5	0	4	26	1	0	65	0	0	0	0
8:20 AM	4	0	4	1	0	2	4	0	3	27	0	0	8	28	0	0	80	1	0	1	0
8:25 AM	3	0	5	0	1	3	0	0	0	22	4	0	1	22	2	0	63	0	2	0	2
8:30 AM	3	1	4	0	0	3	4	0	3	23	3	0	1	24	1	0	70	0	0	2	0
8:35 AM	6	0	6	0	3	2	4	0	1	20	4	0	1	21	1	0	69	0	0	0	0
8:40 AM	6	0	1	0	0	1	1	0	0	16	3	0	0	28	1	0	57	0	0	0	0
8:45 AM	7	2	2	0	0	2	2	0	1	15	5	0	3	23	1	0	63	0	0	0	0
8:50 AM	3	0	6	0	0	0	4	0	2	12	0	0	8	33	1	0	69	0	0	0	0
8:55 AM	8	0	7	0	2	5	1	0	1	18	0	0	5	18	2	0	67	2	0	0	0
Total Survey	91	16	121	1	40	64	65	0	23	418	69	0	117	773	20	2	1,817	3	2	4	3

15-Minute Interval Summary 7:00 AM to 9:00 AM

Interval Start Time	Northbound NE 98th Ave				Southbound NE 98th Ave				Eastbound NE Burton Rd				Westbound NE Burton Rd				Interval Total	Pedestrians Crosswalk			
	L	T	R	Bikes	L	T	R	Bikes	L	T	R	Bikes	L	T	R	Bikes		North	South	East	West
7:00 AM	5	1	22	0	8	12	8	0	1	43	6	0	9	73	1	0	189	0	0	0	0
7:15 AM	10	5	18	0	5	11	9	0	0	45	13	0	19	114	1	1	250	0	0	0	1
7:30 AM	13	1	19	0	8	3	5	0	3	59	7	0	20	116	4	0	258	0	0	0	0
7:45 AM	6	2	10	0	8	10	11	0	5	46	9	0	17	130	2	1	256	0	0	0	0
8:00 AM	15	3	15	0	4	7	10	0	3	54	10	0	21	117	2	0	261	0	0	1	0
8:15 AM	9	1	11	1	2	8	6	0	3	67	9	0	13	76	3	0	208	1	2	1	2
8:30 AM	15	1	11	0	3	6	9	0	4	59	10	0	2	73	3	0	196	0	0	2	0
8:45 AM	18	2	15	0	2	7	7	0	4	45	5	0	16	74	4	0	199	2	0	0	0
Total Survey	91	16	121	1	40	64	65	0	23	418	69	0	117	773	20	2	1,817	3	2	4	3

Peak Hour Summary 7:15 AM to 8:15 AM

By Approach	Northbound NE 98th Ave				Southbound NE 98th Ave				Eastbound NE Burton Rd				Westbound NE Burton Rd				Total	Pedestrians Crosswalk			
	In	Out	Total	Bikes	In	Out	Total	Bikes	In	Out	Total	Bikes	In	Out	Total	Bikes		North	South	East	West
Volume	117	147	264	0	91	31	122	0	254	556	810	0	563	291	854	2	1,025	0	0	1	1
%HV	3.4%				1.1%				9.1%				4.8%				5.4%				
PHF	0.70				0.69				0.92				0.90				0.94				

By Movement	Northbound NE 98th Ave				Southbound NE 98th Ave				Eastbound NE Burton Rd				Westbound NE Burton Rd				Total
	L	T	R	Total	L	T	R	Total	L	T	R	Total	L	T	R	Total	
Volume	44	11	62	117	25	31	35	91	11	204	39	254	77	477	9	563	1,025
%HV	0.0%	0.0%	6.5%	3.4%	0.0%	3.2%	0.0%	1.1%	9.1%	10.3%	2.6%	9.1%	9.1%	3.8%	22.2%	4.8%	5.4%
PHF	0.61	0.46	0.74	0.70	0.48	0.70	0.67	0.69	0.55	0.86	0.75	0.92	0.84	0.90	0.56	0.90	0.94

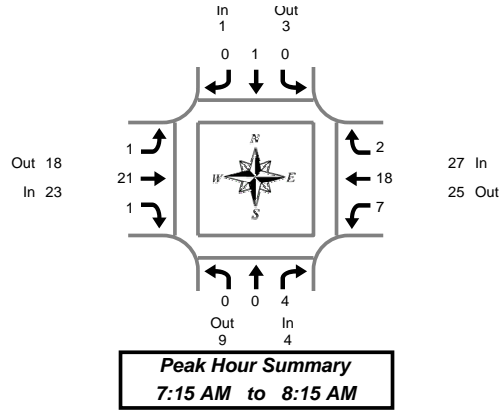
Rolling Hour Summary 7:00 AM to 9:00 AM

Interval Start Time	Northbound NE 98th Ave				Southbound NE 98th Ave				Eastbound NE Burton Rd				Westbound NE Burton Rd				Interval Total	Pedestrians Crosswalk			
	L	T	R	Bikes	L	T	R	Bikes	L	T	R	Bikes	L	T	R	Bikes		North	South	East	West
7:00 AM	34	9	69	0	29	36	33	0	9	193	35	0	65	433	8	2	953	0	0	0	1
7:15 AM	44	11	62	0	25	31	35	0	11	204	39	0	77	477	9	2	1,025	0	0	1	1
7:30 AM	43	7	55	1	22	28	32	0	14	226	35	0	71	439	11	1	983	1	2	2	2
7:45 AM	45	7	47	1	17	31	36	0	15	226	38	0	53	396	10	1	921	1	2	4	2
8:00 AM	57	7	52	1	11	28	32	0	14	225	34	0	52	340	12	0	864	3	2	4	2

Heavy Vehicle Summary



Clay Carney
(503) 833-2740



NE 98th Ave & NE Burton Rd

Thursday, May 04, 2006
7:00 AM to 9:00 AM

Heavy Vehicle 5-Minute Interval Summary 7:00 AM to 9:00 AM

Interval Start Time	Northbound NE 98th Ave				Southbound NE 98th Ave				Eastbound NE Burton Rd				Westbound NE Burton Rd				Interval Total
	L	T	R	Total	L	T	R	Total	L	T	R	Total	L	T	R	Total	
7:00 AM	0	0	0	0	0	0	0	0	0	1	0	1	0	1	0	1	2
7:05 AM	0	0	0	0	0	0	0	0	0	1	0	1	0	1	0	1	2
7:10 AM	0	0	0	0	0	0	0	0	0	2	1	3	1	0	0	1	4
7:15 AM	0	0	1	1	0	0	0	0	0	3	0	3	3	3	0	6	10
7:20 AM	0	0	2	2	0	0	0	0	0	2	0	2	0	3	0	3	7
7:25 AM	0	0	1	1	0	0	0	0	0	3	0	3	0	0	0	0	4
7:30 AM	0	0	0	0	0	0	0	0	0	1	0	1	0	2	0	2	3
7:35 AM	0	0	0	0	0	0	0	0	0	3	0	3	1	2	0	3	6
7:40 AM	0	0	0	0	0	0	0	0	0	0	0	0	0	1	0	1	1
7:45 AM	0	0	0	0	0	0	0	0	0	3	0	3	0	2	0	2	5
7:50 AM	0	0	0	0	0	0	0	0	1	2	0	3	0	2	0	2	5
7:55 AM	0	0	0	0	0	0	0	0	0	0	0	0	0	2	1	3	3
8:00 AM	0	0	0	0	0	0	0	0	0	0	0	0	2	0	0	2	2
8:05 AM	0	0	0	0	0	1	0	1	0	3	1	4	0	0	1	1	6
8:10 AM	0	0	0	0	0	0	0	0	0	1	0	1	1	1	0	2	3
8:15 AM	0	0	0	0	0	0	0	0	0	0	0	0	2	1	1	4	4
8:20 AM	0	0	1	1	0	1	0	1	0	2	0	2	1	2	0	3	7
8:25 AM	0	0	0	0	0	0	0	0	0	0	0	0	0	2	0	2	2
8:30 AM	0	0	0	0	0	0	0	0	0	0	0	0	0	1	0	1	1
8:35 AM	0	0	3	3	0	0	0	0	0	2	0	2	0	0	0	0	5
8:40 AM	0	0	0	0	0	0	0	0	0	0	0	0	0	0	1	1	1
8:45 AM	0	0	0	0	0	0	0	0	0	3	0	3	0	0	1	1	4
8:50 AM	0	0	0	0	0	0	0	0	1	0	0	1	1	1	1	3	4
8:55 AM	0	0	1	1	0	1	0	1	0	1	0	1	0	1	0	1	4
Total Survey	0	0	9	9	0	3	0	3	2	33	2	37	12	28	6	46	95

Heavy Vehicle 15-Minute Interval Summary 7:00 AM to 9:00 AM

Interval Start Time	Northbound NE 98th Ave				Southbound NE 98th Ave				Eastbound NE Burton Rd				Westbound NE Burton Rd				Interval Total
	L	T	R	Total	L	T	R	Total	L	T	R	Total	L	T	R	Total	
7:00 AM	0	0	0	0	0	0	0	0	0	4	1	5	1	2	0	3	8
7:15 AM	0	0	4	4	0	0	0	0	0	8	0	8	3	6	0	9	21
7:30 AM	0	0	0	0	0	0	0	0	0	4	0	4	1	5	0	6	10
7:45 AM	0	0	0	0	0	0	0	0	1	5	0	6	0	6	1	7	13
8:00 AM	0	0	0	0	0	1	0	1	0	4	1	5	3	1	1	5	11
8:15 AM	0	0	1	1	0	1	0	1	0	2	0	2	3	5	1	9	13
8:30 AM	0	0	3	3	0	0	0	0	0	2	0	2	0	1	1	2	7
8:45 AM	0	0	1	1	0	1	0	1	1	4	0	5	1	2	2	5	12
Total Survey	0	0	9	9	0	3	0	3	2	33	2	37	12	28	6	46	95

Heavy Vehicle Peak Hour Summary 7:15 AM to 8:15 AM

By Approach	Northbound NE 98th Ave			Southbound NE 98th Ave			Eastbound NE Burton Rd			Westbound NE Burton Rd			Total
	In	Out	Total	In	Out	Total	In	Out	Total	In	Out	Total	
Volume	4	9	13	1	3	4	23	18	41	27	25	52	55
PHF	0.25			0.25			0.72			0.75			0.65

By Movement	Northbound NE 98th Ave				Southbound NE 98th Ave				Eastbound NE Burton Rd				Westbound NE Burton Rd				Total
	L	T	R	Total	L	T	R	Total	L	T	R	Total	L	T	R	Total	
Volume	0	0	4	4	0	1	0	1	1	21	1	23	7	18	2	27	55
PHF	0.00	0.00	0.25	0.25	0.00	0.25	0.00	0.25	0.25	0.66	0.25	0.72	0.58	0.75	0.25	0.75	0.65

Heavy Vehicle Rolling Hour Summary 7:00 AM to 9:00 AM

Interval Start Time	Northbound NE 98th Ave				Southbound NE 98th Ave				Eastbound NE Burton Rd				Westbound NE Burton Rd				Interval Total
	L	T	R	Total	L	T	R	Total	L	T	R	Total	L	T	R	Total	
7:00 AM	0	0	4	4	0	0	0	0	1	21	1	23	5	19	1	25	52
7:15 AM	0	0	4	4	0	1	0	1	1	21	1	23	7	18	2	27	55
7:30 AM	0	0	1	1	0	2	0	2	1	15	1	17	7	17	3	27	47
7:45 AM	0	0	4	4	0	2	0	2	1	13	1	15	6	13	4	23	44
8:00 AM	0	0	5	5	0	3	0	3	1	12	1	14	7	9	5	21	43

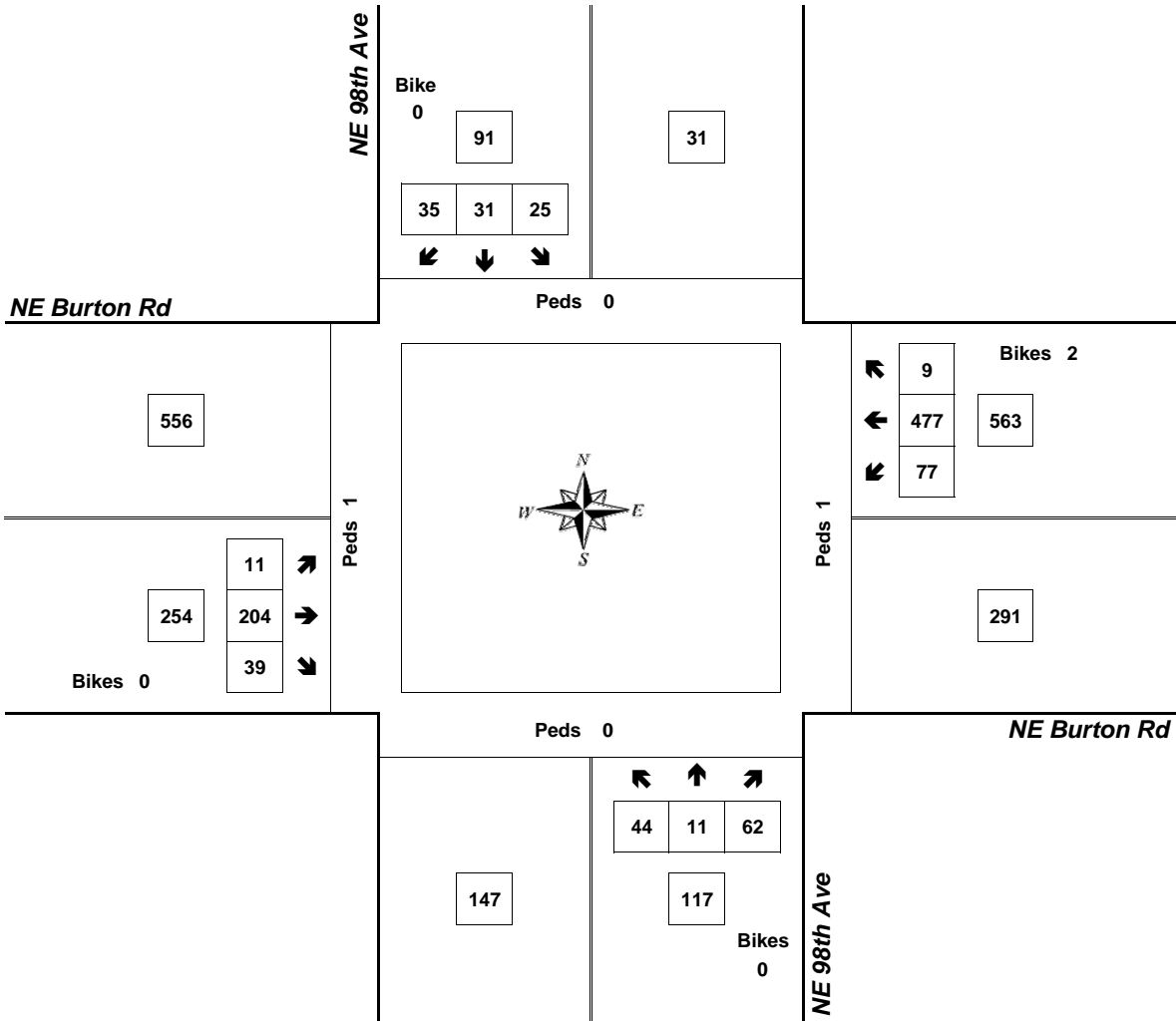
Peak Hour Summary



Clay Carney
(503) 833-2740

NE 98th Ave & NE Burton Rd

7:15 AM to 8:15 AM
Thursday, May 04, 2006



Approach	PHF	HV%	Volume
EB	0.92	9.1%	254
WB	0.90	4.8%	563
NB	0.70	3.4%	117
SB	0.69	1.1%	91
Intersection	0.94	5.4%	1,025

Count Period: 7:00 AM to 9:00 AM