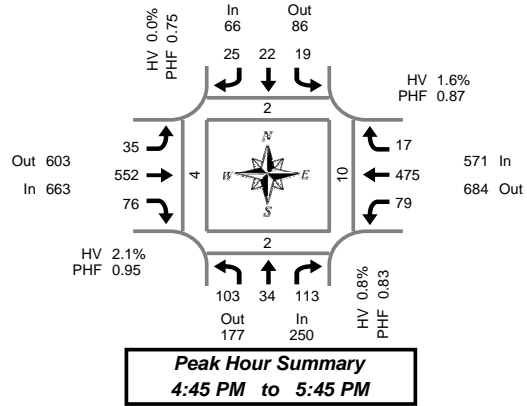


# Total Vehicle Summary



Clay Carney  
(503) 833-2740



## NE 98th Ave & NE Burton Rd

Thursday, May 04, 2006  
4:00 PM to 6:00 PM

### 5-Minute Interval Summary 4:00 PM to 6:00 PM

Interval Start Time	Northbound NE 98th Ave				Southbound NE 98th Ave				Eastbound NE Burton Rd				Westbound NE Burton Rd				Interval Total	Pedestrians Crosswalk			
	L	T	R	Bikes	L	T	R	Bikes	L	T	R	Bikes	L	T	R	Bikes		North	South	East	West
4:00 PM	5	4	5	0	3	0	2	0	1	45	9	0	5	35	5	0	119	1	1	0	0
4:05 PM	7	6	8	0	2	3	3	0	4	38	4	0	6	33	1	0	115	0	0	0	0
4:10 PM	6	3	10	0	0	0	3	0	0	44	4	0	6	22	1	0	99	0	0	0	0
4:15 PM	6	6	9	0	1	0	4	0	1	45	4	0	8	28	4	0	116	0	0	0	0
4:20 PM	5	3	11	0	0	1	2	0	2	40	8	0	5	25	2	0	104	0	1	1	0
4:25 PM	12	1	5	0	0	1	4	0	2	56	6	0	8	31	1	0	127	0	0	0	1
4:30 PM	5	3	6	0	0	0	3	0	2	34	5	0	5	24	3	0	90	0	0	0	1
4:35 PM	5	4	9	0	2	1	4	2	0	47	8	1	7	45	3	0	135	0	0	0	0
4:40 PM	7	1	5	0	4	0	2	0	2	47	5	0	6	36	3	0	118	0	0	0	0
4:45 PM	5	1	13	0	2	3	1	0	4	47	11	0	8	33	0	0	128	0	1	1	0
4:50 PM	12	3	2	0	1	0	2	0	1	46	7	0	7	37	1	0	119	0	0	3	0
4:55 PM	7	3	7	0	2	2	2	0	1	31	6	0	8	26	1	1	96	0	0	1	0
5:00 PM	10	3	7	0	0	3	2	0	2	50	7	0	8	37	1	1	130	0	0	0	0
5:05 PM	8	3	9	0	2	2	3	0	2	48	11	0	7	40	3	0	138	1	0	0	1
5:10 PM	10	1	15	0	2	3	1	0	5	39	4	0	5	51	1	0	137	0	0	0	0
5:15 PM	9	5	15	0	1	1	1	0	2	54	5	0	6	42	4	0	145	0	0	0	0
5:20 PM	4	5	9	1	0	0	3	0	5	57	4	0	8	41	0	0	136	0	0	0	0
5:25 PM	10	1	10	0	1	1	5	0	2	34	4	0	2	29	1	0	100	1	0	1	1
5:30 PM	10	4	9	0	2	3	0	0	2	54	7	0	10	54	3	0	158	0	0	2	2
5:35 PM	10	4	8	0	4	3	3	0	3	47	8	0	3	41	1	0	135	0	1	0	0
5:40 PM	8	1	9	0	2	1	2	0	6	45	2	0	7	44	1	0	128	0	0	2	0
5:45 PM	6	2	8	0	2	2	3	0	1	50	3	0	4	40	2	0	123	1	0	0	1
5:50 PM	4	5	11	0	1	1	3	0	2	33	3	0	7	25	3	0	98	0	0	0	0
5:55 PM	9	4	6	0	0	0	3	0	11	35	3	0	9	29	4	0	113	0	0	0	1
Total Survey	180	76	206	1	34	31	61	2	63	1,066	138	1	155	848	49	2	2,907	4	4	11	8

### 15-Minute Interval Summary 4:00 PM to 6:00 PM

Interval Start Time	Northbound NE 98th Ave				Southbound NE 98th Ave				Eastbound NE Burton Rd				Westbound NE Burton Rd				Interval Total	Pedestrians Crosswalk			
	L	T	R	Bikes	L	T	R	Bikes	L	T	R	Bikes	L	T	R	Bikes		North	South	East	West
4:00 PM	18	13	23	0	5	3	8	0	5	127	17	0	17	90	7	0	333	1	1	0	0
4:15 PM	23	10	25	0	1	2	10	0	5	141	18	0	21	84	7	0	347	0	1	1	1
4:30 PM	17	8	20	0	6	1	9	2	4	128	18	1	18	105	9	0	343	0	0	0	1
4:45 PM	24	7	22	0	5	5	5	0	6	124	24	0	23	96	2	1	343	0	1	5	0
5:00 PM	28	7	31	0	4	8	6	0	9	137	22	0	20	128	5	1	405	1	0	0	1
5:15 PM	23	11	34	1	2	2	9	0	9	145	13	0	16	112	5	0	381	1	0	1	1
5:30 PM	28	9	26	0	8	7	5	0	11	146	17	0	20	139	5	0	421	0	1	4	2
5:45 PM	19	11	25	0	3	3	9	0	14	118	9	0	20	94	9	0	334	1	0	0	2
Total Survey	180	76	206	1	34	31	61	2	63	1,066	138	1	155	848	49	2	2,907	4	4	11	8

### Peak Hour Summary 4:45 PM to 5:45 PM

By Approach	Northbound NE 98th Ave				Southbound NE 98th Ave				Eastbound NE Burton Rd				Westbound NE Burton Rd				Total	Pedestrians Crosswalk			
	In	Out	Total	Bikes	In	Out	Total	Bikes	In	Out	Total	Bikes	In	Out	Total	Bikes		North	South	East	West
Volume	250	177	427	1	66	86	152	0	663	603	1,266	0	571	684	1,255	2	1,550	2	2	10	4
%HV	0.8%				0.0%				2.1%				1.6%				1.6%				
PHF	0.83				0.75				0.95				0.87				0.92				

By Movement	Northbound NE 98th Ave				Southbound NE 98th Ave				Eastbound NE Burton Rd				Westbound NE Burton Rd				Total				
	L	T	R	Total	L	T	R	Total	L	T	R	Total	L	T	R	Total					
Volume	103	34	113	250	19	22	25	66	35	552	76	663	79	475	17	571	1,550				
%HV	0.0%	0.0%	1.8%	0.8%	0.0%	0.0%	0.0%	0.0%	0.0%	2.2%	2.6%	2.1%	0.0%	1.9%	0.0%	1.6%	1.6%				
PHF	0.86	0.77	0.72	0.83	0.59	0.69	0.69	0.75	0.73	0.92	0.79	0.95	0.86	0.85	0.53	0.87	0.92				

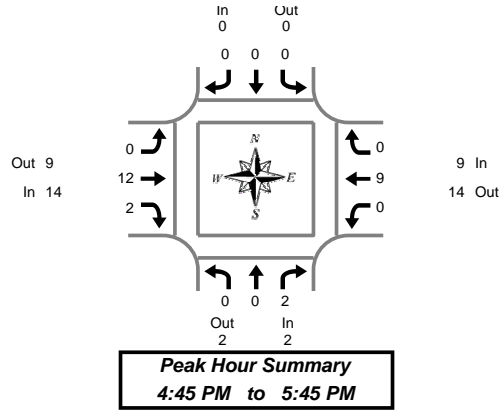
### Rolling Hour Summary 4:00 PM to 6:00 PM

Interval Start Time	Northbound NE 98th Ave				Southbound NE 98th Ave				Eastbound NE Burton Rd				Westbound NE Burton Rd				Interval Total	Pedestrians Crosswalk			
	L	T	R	Bikes	L	T	R	Bikes	L	T	R	Bikes	L	T	R	Bikes		North	South	East	West
4:00 PM	82	38	90	0	17	11	32	2	20	520	77	1	79	375	25	1	1,366	1	3	6	2
4:15 PM	92	32	98	0	16	16	30	2	24	530	82	1	82	413	23	2	1,438	1	2	6	3
4:30 PM	92	33	107	1	17	16	29	2	28	534	77	1	77	441	21	2	1,472	2	1	6	3
4:45 PM	103	34	113	1	19	22	25	0	35	552	76	0	79	475	17	2	1,550	2	2	10	4
5:00 PM	98	38	116	1	17	20	29	0	43	546	61	0	76	473	24	1	1,541	3	1	5	6

# Heavy Vehicle Summary



Clay Carney  
(503) 833-2740



## NE 98th Ave & NE Burton Rd

Thursday, May 04, 2006  
4:00 PM to 6:00 PM

### Heavy Vehicle 5-Minute Interval Summary 4:00 PM to 6:00 PM

Interval Start Time	Northbound NE 98th Ave				Southbound NE 98th Ave				Eastbound NE Burton Rd				Westbound NE Burton Rd				Interval Total
	L	T	R	Total	L	T	R	Total	L	T	R	Total	L	T	R	Total	
4:00 PM	0	0	1	1	1	0	0	1	0	1	0	1	1	0	0	1	4
4:05 PM	1	0	2	3	0	0	0	0	0	1	0	1	1	1	1	3	7
4:10 PM	0	0	0	0	0	0	0	0	0	0	0	0	0	0	0	0	0
4:15 PM	0	0	0	0	0	0	1	1	0	1	1	2	1	3	0	4	7
4:20 PM	0	0	2	2	0	1	0	1	0	0	0	0	0	0	0	0	3
4:25 PM	1	0	0	1	0	0	0	0	0	1	0	1	0	1	0	1	3
4:30 PM	0	0	1	1	0	0	0	0	0	1	0	1	0	0	0	0	2
4:35 PM	0	0	2	2	0	0	0	0	0	0	0	0	0	0	0	0	2
4:40 PM	0	0	0	0	0	0	0	0	0	2	0	2	0	2	0	2	4
4:45 PM	0	0	1	1	0	0	0	0	0	0	0	0	0	1	0	1	2
4:50 PM	0	0	0	0	0	0	0	0	0	0	0	0	0	0	0	0	0
4:55 PM	0	0	1	1	0	0	0	0	0	0	0	0	0	1	0	1	2
5:00 PM	0	0	0	0	0	0	0	0	0	1	0	1	0	1	0	1	2
5:05 PM	0	0	0	0	0	0	0	0	0	4	0	4	0	2	0	2	6
5:10 PM	0	0	0	0	0	0	0	0	0	0	0	0	0	2	0	2	2
5:15 PM	0	0	0	0	0	0	0	0	0	3	0	3	0	1	0	1	4
5:20 PM	0	0	0	0	0	0	0	0	0	0	0	0	0	1	0	1	1
5:25 PM	0	0	0	0	0	0	0	0	0	0	1	1	0	0	0	0	1
5:30 PM	0	0	0	0	0	0	0	0	0	1	1	2	0	0	0	0	2
5:35 PM	0	0	0	0	0	0	0	0	0	1	0	1	0	0	0	0	1
5:40 PM	0	0	0	0	0	0	0	0	0	2	0	2	0	0	0	0	2
5:45 PM	0	0	0	0	0	0	0	0	0	2	0	2	0	1	0	1	3
5:50 PM	0	0	0	0	0	0	0	0	0	0	0	0	0	0	0	0	0
5:55 PM	0	0	0	0	0	0	0	0	1	0	0	1	0	1	0	1	2
Total Survey	2	0	10	12	1	1	1	3	1	21	3	25	3	18	1	22	62

### Heavy Vehicle 15-Minute Interval Summary 4:00 PM to 6:00 PM

Interval Start Time	Northbound NE 98th Ave				Southbound NE 98th Ave				Eastbound NE Burton Rd				Westbound NE Burton Rd				Interval Total
	L	T	R	Total	L	T	R	Total	L	T	R	Total	L	T	R	Total	
4:00 PM	1	0	3	4	1	0	0	1	0	2	0	2	2	1	1	4	11
4:15 PM	1	0	2	3	0	1	1	2	0	2	1	3	1	4	0	5	13
4:30 PM	0	0	3	3	0	0	0	0	0	3	0	3	0	2	0	2	8
4:45 PM	0	0	2	2	0	0	0	0	0	0	0	0	0	2	0	2	4
5:00 PM	0	0	0	0	0	0	0	0	0	5	0	5	0	5	0	5	10
5:15 PM	0	0	0	0	0	0	0	0	0	3	1	4	0	2	0	2	6
5:30 PM	0	0	0	0	0	0	0	0	0	4	1	5	0	0	0	0	5
5:45 PM	0	0	0	0	0	0	0	0	1	2	0	3	0	2	0	2	5
Total Survey	2	0	10	12	1	1	1	3	1	21	3	25	3	18	1	22	62

### Heavy Vehicle Peak Hour Summary 4:45 PM to 5:45 PM

By Approach	Northbound NE 98th Ave			Southbound NE 98th Ave			Eastbound NE Burton Rd			Westbound NE Burton Rd			Total
	In	Out	Total	In	Out	Total	In	Out	Total	In	Out	Total	
Volume	2	2	4	0	0	0	14	9	23	9	14	23	25
PHF	0.25			0.00			0.50			0.45			0.52

By Movement	Northbound NE 98th Ave				Southbound NE 98th Ave				Eastbound NE Burton Rd				Westbound NE Burton Rd				Total
	L	T	R	Total	L	T	R	Total	L	T	R	Total	L	T	R	Total	
Volume	0	0	2	2	0	0	0	0	0	7	1	8	3	9	1	13	25
PHF	0.00	0.00	0.25	0.25	0.00	0.00	0.00	0.00	0.00	0.43	0.25	0.50	0.00	0.45	0.00	0.45	0.52

### Heavy Vehicle Rolling Hour Summary 4:00 PM to 6:00 PM

Interval Start Time	Northbound NE 98th Ave				Southbound NE 98th Ave				Eastbound NE Burton Rd				Westbound NE Burton Rd				Interval Total
	L	T	R	Total	L	T	R	Total	L	T	R	Total	L	T	R	Total	
4:00 PM	2	0	10	12	1	1	1	3	0	7	1	8	3	9	1	13	36
4:15 PM	1	0	7	8	0	1	1	2	0	10	1	11	1	13	0	14	35
4:30 PM	0	0	5	5	0	0	0	0	0	11	1	12	0	11	0	11	28
4:45 PM	0	0	2	2	0	0	0	0	0	12	2	14	0	9	0	9	25
5:00 PM	0	0	0	0	0	0	0	0	1	14	2	17	0	9	0	9	26

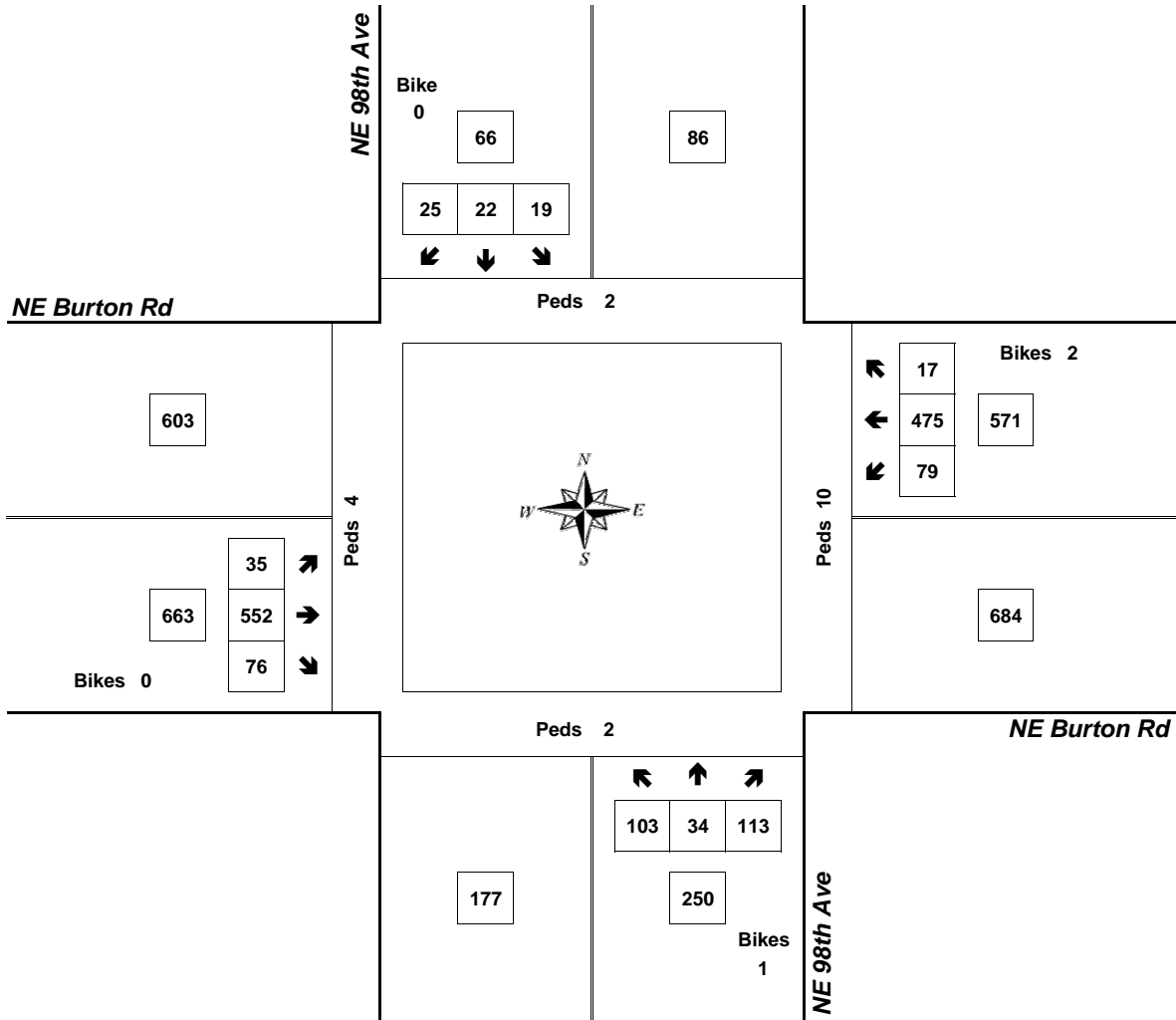
# Peak Hour Summary



Clay Carney  
(503) 833-2740

## NE 98th Ave & NE Burton Rd

4:45 PM to 5:45 PM  
Thursday, May 04, 2006



Approach	PHF	HV%	Volume
EB	0.95	2.1%	663
WB	0.87	1.6%	571
NB	0.83	0.8%	250
SB	0.75	0.0%	66
<b>Intersection</b>	<b>0.92</b>	<b>1.6%</b>	<b>1,550</b>

Count Period: 4:00 PM to 6:00 PM