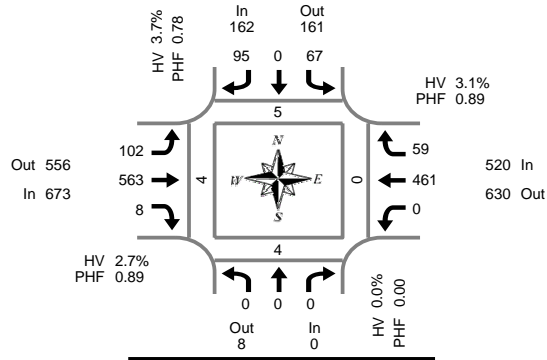


# Total Vehicle Summary



Clay Carney  
(503) 833-2740



**Peak Hour Summary**  
4:30 PM to 5:30 PM

## NE 109th Ave & NE Burton Rd

11/9/2005

4:00 PM to 6:00 PM

### 5-Minute Interval Summary

4:00 PM to 6:00 PM

Interval Start Time	Northbound NE 109th Ave				Southbound NE 109th Ave				Eastbound NE Burton Rd				Westbound NE Burton Rd				Interval Total	Pedestrians Crosswalk			
	L	T	R	Bikes	L	T	R	Bikes	L	T	R	Bikes	L	T	R	Bikes		North	South	East	West
16:00	0	0	0	0	3	0	8	0	7	45	0	0	0	30	6	0	99	0	0	0	0
16:05	0	0	0	0	8	0	6	0	9	41	0	0	0	28	8	0	100	0	0	0	0
16:10	0	0	0	0	2	0	5	0	8	44	0	0	0	45	3	0	107	1	0	0	0
16:15	0	0	0	0	3	0	9	0	5	37	0	0	0	44	6	0	104	0	0	0	2
16:20	0	0	0	0	3	0	11	1	10	39	0	0	0	27	4	0	94	0	0	0	0
16:25	0	0	0	1	4	0	5	0	3	31	0	0	0	38	4	0	85	0	1	0	0
16:30	0	0	0	0	4	0	4	0	5	43	0	0	0	31	6	0	93	0	0	0	0
16:35	0	0	0	0	2	0	7	1	11	40	8	0	0	42	3	0	113	0	1	0	1
16:40	0	0	0	0	6	0	8	0	9	63	0	0	0	32	2	0	120	0	0	0	0
16:45	0	0	0	0	7	0	14	0	4	49	0	0	0	34	12	0	120	1	0	0	0
16:50	0	0	0	0	3	0	10	0	10	41	0	0	0	37	3	0	104	0	0	0	0
16:55	0	0	0	0	5	0	7	1	7	45	0	0	0	30	5	0	99	1	1	0	1
17:00	0	0	0	0	10	0	8	1	9	33	0	0	0	38	6	0	104	1	0	0	0
17:05	0	0	0	1	10	0	11	0	12	49	0	0	0	39	4	0	125	0	2	0	2
17:10	0	0	0	0	6	0	7	0	9	55	0	0	0	51	4	0	132	0	0	0	0
17:15	0	0	0	0	5	0	6	0	8	56	0	0	0	38	5	0	118	1	0	0	0
17:20	0	0	0	0	2	0	5	0	8	48	0	0	0	45	3	0	111	1	0	0	0
17:25	0	0	0	0	7	0	8	0	10	41	0	0	0	44	6	1	116	0	0	0	0
17:30	0	0	0	0	1	0	13	0	6	32	0	0	0	34	6	0	92	0	0	0	0
17:35	0	0	0	0	9	0	5	0	5	43	0	0	0	26	9	0	97	1	0	0	0
17:40	0	0	0	0	8	0	7	0	6	46	0	0	0	27	5	0	99	0	0	0	1
17:45	0	0	0	0	3	0	5	0	4	48	0	0	0	47	4	0	111	0	0	0	0
17:50	0	0	0	0	4	0	9	0	4	40	0	1	0	34	6	0	97	0	0	0	0
17:55	0	0	0	0	1	0	5	0	6	32	0	0	0	28	3	0	75	1	0	0	0
Total Survey	0	0	0	2	116	0	183	4	175	1,041	8	1	0	869	123	1	2,515	8	5	0	7

### 15-Minute Interval Summary

4:00 PM to 6:00 PM

Interval Start Time	Northbound NE 109th Ave				Southbound NE 109th Ave				Eastbound NE Burton Rd				Westbound NE Burton Rd				Interval Total	Pedestrians Crosswalk			
	L	T	R	Bikes	L	T	R	Bikes	L	T	R	Bikes	L	T	R	Bikes		North	South	East	West
16:00	0	0	0	0	13	0	19	0	24	130	0	0	0	103	17	0	306	1	0	0	0
16:15	0	0	0	1	10	0	25	1	18	107	0	0	0	109	14	0	283	0	1	0	2
16:30	0	0	0	0	12	0	19	1	25	146	8	0	0	105	11	0	326	0	1	0	1
16:45	0	0	0	0	15	0	31	1	21	135	0	0	0	101	20	0	323	2	1	0	1
17:00	0	0	0	1	26	0	26	1	30	137	0	0	0	128	14	0	361	1	2	0	2
17:15	0	0	0	0	14	0	19	0	26	145	0	0	0	127	14	1	345	2	0	0	0
17:30	0	0	0	0	18	0	25	0	17	121	0	0	0	87	20	0	288	1	0	0	1
17:45	0	0	0	0	8	0	19	0	14	120	0	1	0	109	13	0	283	1	0	0	0
Total Survey	0	0	0	2	116	0	183	4	175	1,041	8	1	0	869	123	1	2,515	8	5	0	7

### Peak Hour Summary

4:30 PM to 5:30 PM

By Approach	Northbound NE 109th Ave				Southbound NE 109th Ave				Eastbound NE Burton Rd				Westbound NE Burton Rd				Total	Pedestrians Crosswalk			
	In	Out	Total	Bikes	In	Out	Total	Bikes	In	Out	Total	Bikes	In	Out	Total	Bikes		North	South	East	West
Volume	0	8	8	1	162	161	323	3	673	556	1,229	0	520	630	1,150	1	1,355	5	4	0	4
%HV	0.0%				3.7%				2.7%				3.1%				3.0%				
PHF	0.00				0.78				0.89				0.89				0.90				

By Movement	Northbound NE 109th Ave				Southbound NE 109th Ave				Eastbound NE Burton Rd				Westbound NE Burton Rd				Total
	L	T	R	Total	L	T	R	Total	L	T	R	Total	L	T	R	Total	
Volume	0	0	0	0	67	0	95	162	102	563	8	673	0	461	59	520	1,355
%HV	0.0%	0.0%	0.0%	0.0%	1.5%	0.0%	5.3%	3.7%	2.0%	2.8%	0.0%	2.7%	0.0%	3.5%	0.0%	3.1%	3.0%
PHF	0.00	0.00	0.00	0.00	0.64	0.00	0.74	0.78	0.85	0.88	0.25	0.89	0.00	0.86	0.74	0.89	0.90

### Rolling Hour Summary

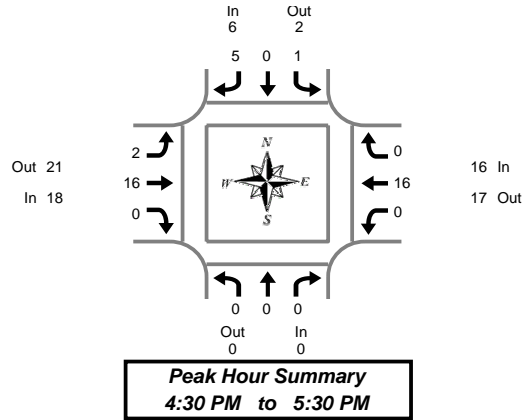
4:00 PM to 6:00 PM

Interval Start Time	Northbound NE 109th Ave				Southbound NE 109th Ave				Eastbound NE Burton Rd				Westbound NE Burton Rd				Interval Total	Pedestrians Crosswalk			
	L	T	R	Bikes	L	T	R	Bikes	L	T	R	Bikes	L	T	R	Bikes		North	South	East	West
16:00	0	0	0	1	50	0	94	3	88	518	8	0	0	418	62	0	1,238	3	3	0	4
16:15	0	0	0	2	63	0	101	4	94	525	8	0	0	443	59	0	1,293	3	5	0	6
16:30	0	0	0	1	67	0	95	3	102	563	8	0	0	461	59	1	1,355	5	4	0	4
16:45	0	0	0	1	73	0	101	2	94	538	0	0	0	443	68	1	1,317	6	3	0	4

# Heavy Vehicle Summary



Clay Carney  
(503) 833-2740



## NE 109th Ave & NE Burton Rd

11/9/2005

4:00 PM to 6:00 PM

### Heavy Vehicle 5-Minute Interval Summary

4:00 PM to 6:00 PM

Interval Start Time	Northbound NE 109th Ave				Southbound NE 109th Ave				Eastbound NE Burton Rd				Westbound NE Burton Rd				Interval Total
	L	T	R	Total	L	T	R	Total	L	T	R	Total	L	T	R	Total	
16:00	0	0	0	0	1	0	0	1	0	2	0	2	0	1	0	1	4
16:05	0	0	0	0	0	0	0	0	0	2	0	2	0	1	0	1	3
16:10	0	0	0	0	0	0	0	0	1	5	0	6	0	2	0	2	8
16:15	0	0	0	0	0	0	0	0	0	3	0	3	0	2	0	2	5
16:20	0	0	0	0	0	0	1	1	0	1	0	1	0	0	0	0	2
16:25	0	0	0	0	0	0	0	0	0	1	0	1	0	0	0	0	1
16:30	0	0	0	0	0	0	0	0	1	1	0	2	0	1	0	1	3
16:35	0	0	0	0	0	0	2	2	1	3	0	4	0	1	0	1	7
16:40	0	0	0	0	0	0	0	0	0	1	0	1	0	0	0	0	1
16:45	0	0	0	0	1	0	2	3	0	1	0	1	0	1	0	1	5
16:50	0	0	0	0	0	0	0	0	0	1	0	1	0	1	0	1	2
16:55	0	0	0	0	0	0	0	0	0	0	0	0	0	0	0	0	0
17:00	0	0	0	0	0	0	0	0	0	2	0	2	0	2	0	2	4
17:05	0	0	0	0	0	0	1	1	0	1	0	1	0	0	0	0	2
17:10	0	0	0	0	0	0	0	0	0	5	0	5	0	4	0	4	9
17:15	0	0	0	0	0	0	0	0	0	0	0	0	0	2	0	2	2
17:20	0	0	0	0	0	0	0	0	0	1	0	1	0	2	0	2	3
17:25	0	0	0	0	0	0	0	0	0	0	0	0	0	2	0	2	2
17:30	0	0	0	0	0	0	0	0	0	0	0	0	0	0	0	0	0
17:35	0	0	0	0	0	0	0	0	0	0	0	0	0	1	0	1	1
17:40	0	0	0	0	0	0	0	0	0	2	0	2	0	0	0	0	2
17:45	0	0	0	0	0	0	0	0	0	1	0	1	0	1	0	1	2
17:50	0	0	0	0	0	0	0	0	0	0	0	0	0	2	0	2	2
17:55	0	0	0	0	0	0	0	0	0	0	0	0	0	0	0	0	0
Total Survey	0	0	0	0	2	0	6	8	3	33	0	36	0	26	0	26	70

### Heavy Vehicle 15-Minute Interval Summary

4:00 PM to 6:00 PM

Interval Start Time	Northbound NE 109th Ave				Southbound NE 109th Ave				Eastbound NE Burton Rd				Westbound NE Burton Rd				Interval Total
	L	T	R	Total	L	T	R	Total	L	T	R	Total	L	T	R	Total	
16:00	0	0	0	0	1	0	0	1	1	9	0	10	0	4	0	4	15
16:15	0	0	0	0	0	0	1	1	0	5	0	5	0	2	0	2	8
16:30	0	0	0	0	0	0	2	2	2	5	0	7	0	2	0	2	11
16:45	0	0	0	0	1	0	2	3	0	2	0	2	0	2	0	2	7
17:00	0	0	0	0	0	0	1	1	0	8	0	8	0	6	0	6	15
17:15	0	0	0	0	0	0	0	0	0	1	0	1	0	6	0	6	7
17:30	0	0	0	0	0	0	0	0	0	2	0	2	0	1	0	1	3
17:45	0	0	0	0	0	0	0	0	0	1	0	1	0	3	0	3	4
Total Survey	0	0	0	0	2	0	6	8	3	33	0	36	0	26	0	26	70

### Heavy Vehicle Peak Hour Summary

4:30 PM to 5:30 PM

By Approach	Northbound NE 109th Ave			Southbound NE 109th Ave			Eastbound NE Burton Rd			Westbound NE Burton Rd			Total
	In	Out	Total	In	Out	Total	In	Out	Total	In	Out	Total	
Volume	0	0	0	6	2	8	18	21	39	16	17	33	40
PHF	0.00			0.30			0.56			0.50			0.67

By Movement	Northbound NE 109th Ave				Southbound NE 109th Ave				Eastbound NE Burton Rd				Westbound NE Burton Rd				Total
	L	T	R	Total	L	T	R	Total	L	T	R	Total	L	T	R	Total	
Volume	0	0	0	0	1	0	5	6	2	16	0	18	0	16	0	16	40
PHF	0.00	0.00	0.00	0.00	0.25	0.00	0.31	0.30	0.25	0.50	0.00	0.56	0.00	0.50	0.00	0.50	0.67

### Heavy Vehicle Rolling Hour Summary

4:00 PM to 6:00 PM

Interval Start Time	Northbound NE 109th Ave				Southbound NE 109th Ave				Eastbound NE Burton Rd				Westbound NE Burton Rd				Interval Total
	L	T	R	Total	L	T	R	Total	L	T	R	Total	L	T	R	Total	
16:00	0	0	0	0	2	0	5	7	3	21	0	24	0	10	0	10	41
16:15	0	0	0	0	1	0	6	7	2	20	0	22	0	12	0	12	41
16:30	0	0	0	0	1	0	5	6	2	16	0	18	0	16	0	16	40
16:45	0	0	0	0	1	0	3	4	0	13	0	13	0	15	0	15	32

# Peak Hour Summary

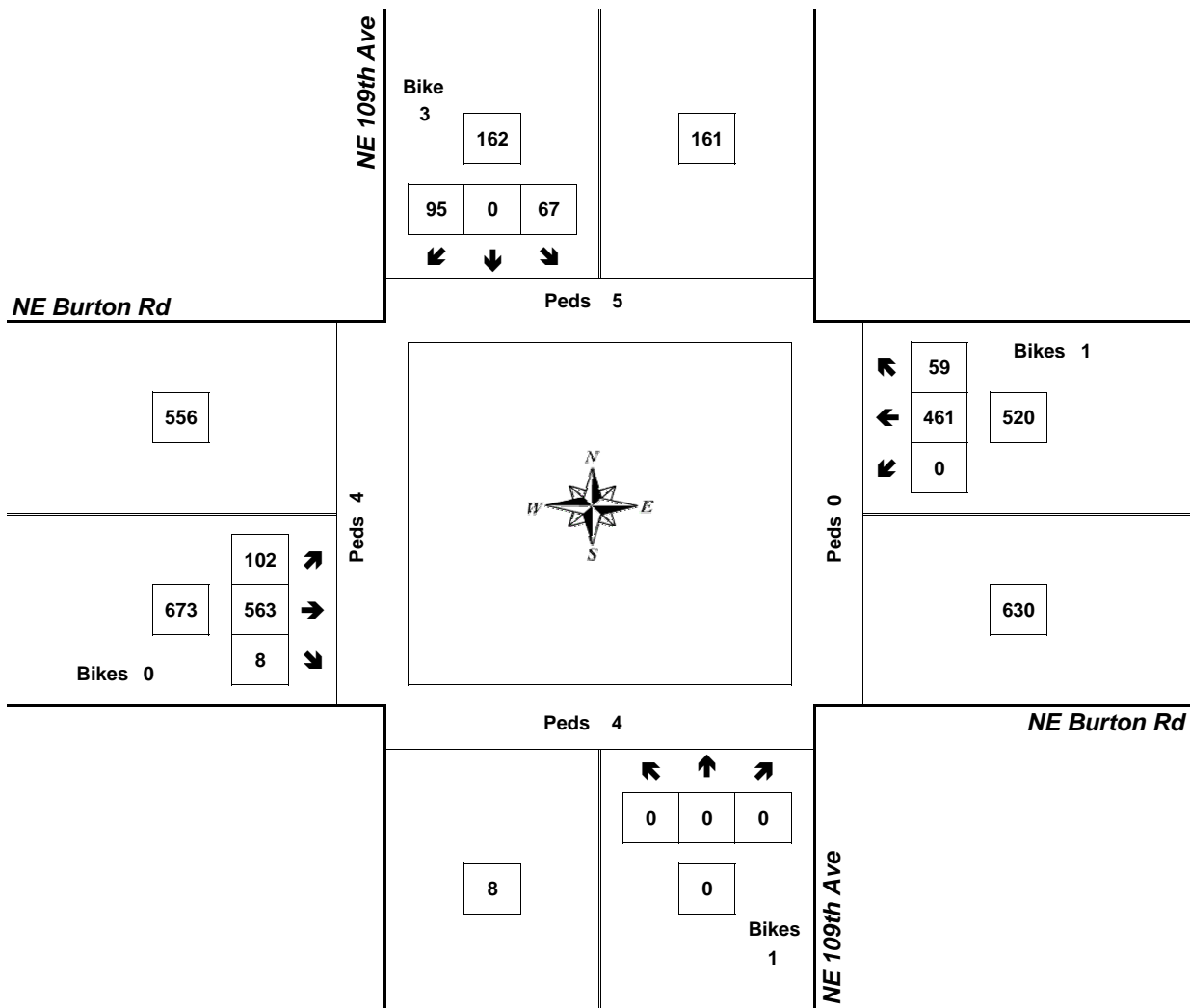


Clay Carney  
(503) 833-2740

## NE 109th Ave & NE Burton Rd

4:30 PM to 5:30 PM

11/9/2005



Approach	PHF	HV%	Volume
EB	0.89	2.7%	673
WB	0.89	3.1%	520
NB	0.00	0.0%	0
SB	0.78	3.7%	162
<b>Intersection</b>	<b>0.90</b>	<b>3.0%</b>	<b>1,355</b>

Count Period: 4:00 PM to 6:00 PM