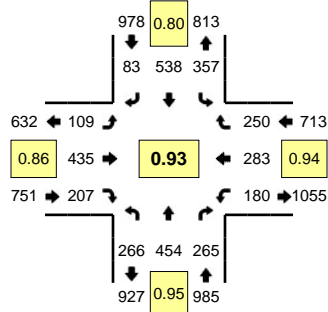
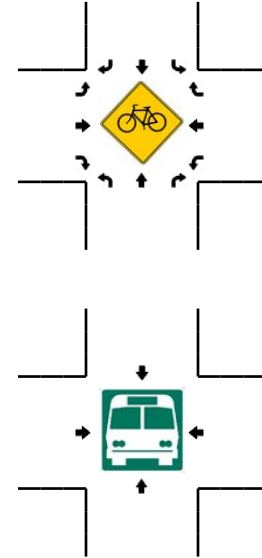
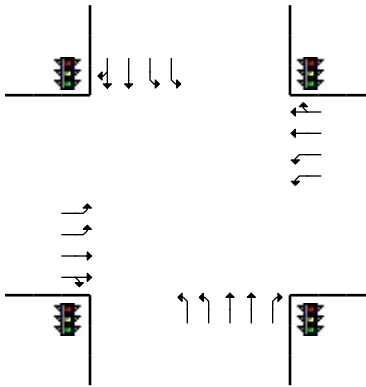
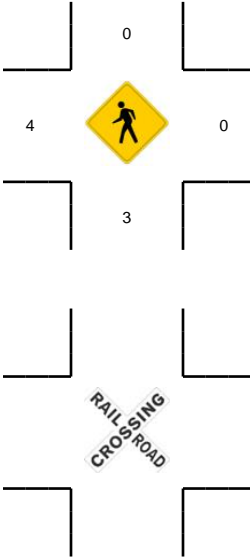
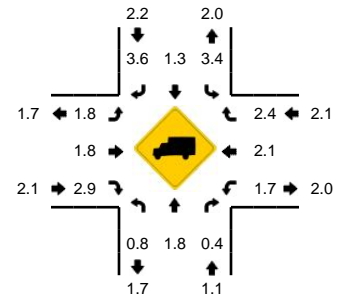


**LOCATION:** NE 112th Ave -- NE 28th St  
**CITY/STATE:** Vancouver, WA

**QC JOB #:** 10310919  
**DATE:** 12/11/2007



**Peak-Hour: 4:35 PM -- 5:35 PM**  
**Peak 15-Min: 5:10 PM -- 5:25 PM**



5-Min Count Period Beginning At	NE 112th Ave (Northbound)				NE 112th Ave (Southbound)				NE 28th St (Eastbound)				NE 28th St (Westbound)				Total	Hourly Totals
	Left	Thru	Right	U	Left	Thru	Right	U	Left	Thru	Right	U	Left	Thru	Right	U		
4:00 PM	24	30	19	0	49	34	7	0	4	45	17	0	17	28	22	0	296	
4:05 PM	17	47	20	0	15	45	4	1	15	27	14	0	16	19	19	0	259	
4:10 PM	14	24	20	0	29	25	7	1	14	31	12	1	16	25	35	0	254	
4:15 PM	19	32	23	0	28	36	9	0	12	40	14	0	22	21	15	0	271	
4:20 PM	22	32	19	0	24	42	4	0	8	19	14	0	20	11	23	0	238	
4:25 PM	25	33	26	0	34	23	7	0	13	31	16	0	12	29	26	0	275	
4:30 PM	17	25	13	0	16	40	7	0	11	23	15	0	20	27	16	0	230	
4:35 PM	16	59	17	0	29	51	10	0	12	30	12	0	23	17	19	0	295	
4:40 PM	27	43	25	0	27	48	9	1	6	33	10	0	12	19	16	0	276	
4:45 PM	20	30	15	0	29	55	6	0	7	43	13	0	26	26	27	0	297	
4:50 PM	20	38	13	0	27	47	5	0	1	28	24	0	8	18	18	0	247	
4:55 PM	24	32	26	0	22	30	6	0	9	37	14	0	24	29	20	0	273	3211
5:00 PM	21	39	23	0	28	22	8	0	14	37	14	0	10	24	23	0	263	3178
5:05 PM	19	30	26	0	28	55	10	0	8	35	19	0	15	21	14	0	280	3199
5:10 PM	21	38	21	0	43	55	12	0	10	47	25	0	9	37	16	0	334	3279
5:15 PM	31	40	20	1	41	59	5	0	7	27	22	0	10	22	15	0	300	3308
5:20 PM	16	34	29	0	19	35	7	0	16	51	15	1	17	18	30	0	288	3358
5:25 PM	18	43	26	1	37	41	2	1	11	34	21	0	13	34	22	0	304	3387
5:30 PM	31	28	24	0	25	40	3	0	6	33	18	1	13	18	30	0	270	3427
5:35 PM	10	36	21	0	36	42	8	0	12	25	9	1	13	21	11	0	245	3377
5:40 PM	23	33	23	1	34	54	6	0	11	31	20	0	14	15	15	0	280	3381
5:45 PM	20	25	15	0	34	31	5	0	9	26	8	1	9	18	11	0	212	3296
5:50 PM	21	39	16	0	23	24	3	0	10	38	11	0	21	20	20	0	246	3295
5:55 PM	21	20	17	1	28	46	8	0	9	29	13	1	17	18	11	0	239	3261
Peak 15-Min Flowrates	Northbound				Southbound				Eastbound				Westbound				Total	
	Left	Thru	Right	U	Left	Thru	Right	U	Left	Thru	Right	U	Left	Thru	Right	U		
All Vehicles	272	448	280	4	412	596	96	0	132	500	248	4	144	308	244	0	3688	
Heavy Trucks	4	8	4		8	4	4		4	4	0		0	8	4		52	
Pedestrians		0				0				4				0			4	
Bicycles																		
Railroad																		
Stopped Buses																		

Comments: