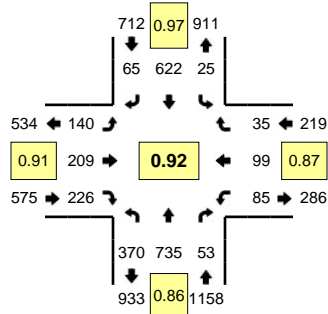


Type of peak hour being reported: Intersection Peak

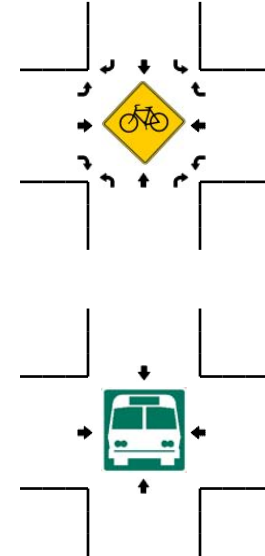
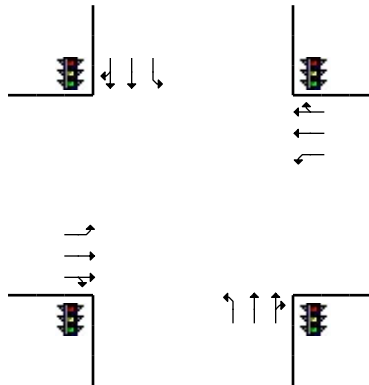
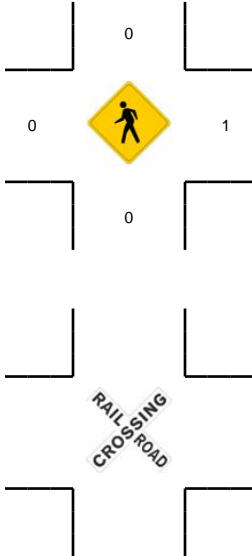
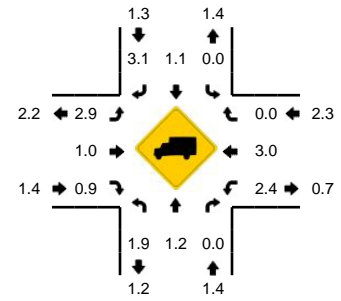
Method for determining peak hour: Total Entering Volume

**LOCATION:** NE Andresen Rd -- NE 63rd St  
**CITY/STATE:** Vancouver, WA

**QC JOB #:** 10310809  
**DATE:** 12/6/2007



**Peak-Hour: 4:30 PM -- 5:30 PM**  
**Peak 15-Min: 5:10 PM -- 5:25 PM**



5-Min Count Period Beginning At	NE Andresen Rd (Northbound)				NE Andresen Rd (Southbound)				NE 63rd St (Eastbound)				NE 63rd St (Westbound)				Total	Hourly Totals
	Left	Thru	Right	U	Left	Thru	Right	U	Left	Thru	Right	U	Left	Thru	Right	U		
4:00 PM	28	62	3	0	1	34	4	0	9	9	20	0	4	7	2	0	183	
4:05 PM	21	53	2	0	0	65	10	0	21	18	18	0	11	12	3	0	234	
4:10 PM	27	51	3	0	4	47	4	0	22	12	24	0	8	12	1	0	215	
4:15 PM	35	59	6	0	3	44	4	0	9	8	11	0	6	5	0	0	190	
4:20 PM	24	65	6	0	1	73	11	0	15	20	16	0	8	9	2	0	250	
4:25 PM	20	46	4	0	2	49	3	0	7	18	14	0	4	5	2	0	174	
4:30 PM	29	55	6	0	0	54	4	0	18	25	28	0	4	10	2	0	235	
4:35 PM	29	60	4	0	2	56	9	0	15	10	15	0	6	6	2	0	214	
4:40 PM	39	71	6	0	1	63	3	0	7	15	15	0	5	6	3	0	234	
4:45 PM	21	32	6	0	3	46	6	0	16	25	18	0	8	11	3	0	195	
4:50 PM	32	62	5	0	2	64	5	0	9	9	15	0	9	10	2	0	224	
4:55 PM	33	41	1	0	6	38	4	0	16	24	22	0	6	12	4	0	207	2555
5:00 PM	31	69	8	0	0	67	9	1	10	11	17	0	8	5	3	0	239	2611
5:05 PM	27	73	3	0	1	17	2	0	10	21	21	0	13	5	3	0	196	2573
5:10 PM	43	79	2	0	1	69	11	0	11	20	19	0	6	4	2	0	267	2625
5:15 PM	24	66	6	0	2	54	7	0	8	20	24	0	5	8	3	0	227	2662
5:20 PM	41	59	3	0	3	65	4	0	10	13	14	0	7	8	6	0	233	2645
5:25 PM	21	68	3	0	3	29	1	0	10	16	18	0	8	14	2	0	193	2664
5:30 PM	18	60	1	0	0	82	3	0	11	15	18	0	12	4	1	0	225	2654
5:35 PM	25	34	1	0	3	33	2	0	17	17	8	0	9	10	1	0	160	2600
5:40 PM	24	68	1	0	1	62	1	0	10	12	12	0	4	3	1	0	199	2565
5:45 PM	29	56	2	0	3	47	1	0	13	15	11	0	9	9	2	0	197	2567
5:50 PM	26	69	6	0	6	54	3	0	6	12	14	0	7	4	4	0	211	2554
5:55 PM	23	29	8	0	8	30	2	0	16	20	25	0	4	7	3	0	175	2522
Peak 15-Min Flowrates	Northbound				Southbound				Eastbound				Westbound				Total	
All Vehicles	432	816	44	0	24	752	88	0	116	212	228	0	72	80	44	0	2908	
Heavy Trucks	0	0	0	0	0	4	0	0	8	0	4	0	4	0	0	0	20	
Pedestrians		0				0				0				0			0	
Bicycles																		
Railroad																		
Stopped Buses																		

Comments: