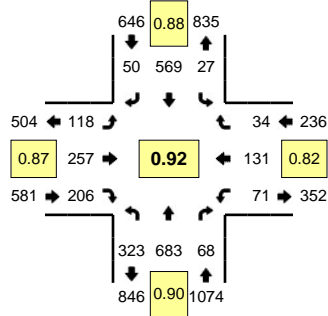
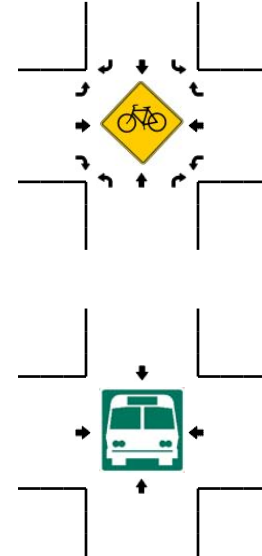
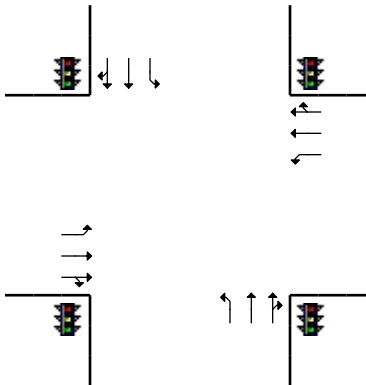
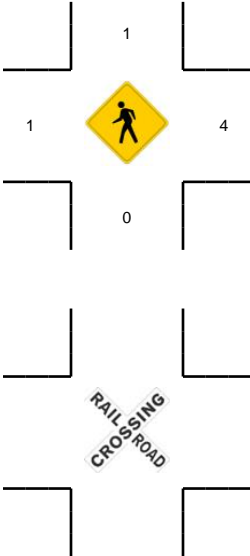
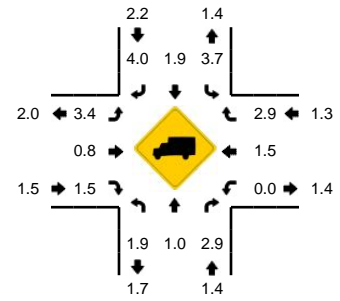


**LOCATION:** NE Andresen Rd -- NE 63rd St  
**CITY/STATE:** Vancouver, WA

**QC JOB #:** 10396309  
**DATE:** 12/3/2008



**Peak-Hour: 4:25 PM -- 5:25 PM**  
**Peak 15-Min: 5:05 PM -- 5:20 PM**



5-Min Count Period Beginning At	NE Andresen Rd (Northbound)				NE Andresen Rd (Southbound)				NE 63rd St (Eastbound)				NE 63rd St (Westbound)				Total	Hourly Totals
	Left	Thru	Right	U	Left	Thru	Right	U	Left	Thru	Right	U	Left	Thru	Right	U		
4:00 PM	34	62	7	0	0	62	7	0	7	16	26	0	7	18	3	0	249	
4:05 PM	24	40	6	0	1	27	3	0	16	22	15	0	7	8	3	0	172	
4:10 PM	23	62	2	0	2	57	7	0	14	16	18	0	11	11	5	0	228	
4:15 PM	22	37	4	0	1	56	10	0	21	25	14	0	2	11	0	0	203	
4:20 PM	22	57	3	0	2	49	4	0	6	14	13	0	5	7	2	0	184	
4:25 PM	19	65	5	0	2	56	3	0	12	9	17	0	7	9	2	0	206	
4:30 PM	19	51	5	0	5	38	1	0	15	21	16	0	4	7	5	0	187	
4:35 PM	38	66	2	0	1	66	4	0	5	14	14	0	2	11	3	0	226	
4:40 PM	12	42	5	0	3	30	3	0	10	29	25	0	9	19	0	0	187	
4:45 PM	38	66	7	0	3	43	6	0	3	21	13	0	5	6	1	0	212	
4:50 PM	22	44	6	0	2	53	6	0	5	16	21	0	1	7	1	0	184	
4:55 PM	38	71	6	0	0	39	5	0	14	22	10	0	8	6	3	0	222	2460
5:00 PM	22	54	7	0	1	50	2	0	15	24	18	0	5	13	3	0	214	2425
5:05 PM	22	50	4	0	4	40	6	0	13	25	26	0	6	19	4	0	219	2472
5:10 PM	42	72	8	0	3	53	6	0	4	27	16	0	5	17	4	0	257	2501
5:15 PM	29	51	4	0	1	57	6	0	12	30	14	0	5	5	2	0	216	2514
5:20 PM	22	51	9	0	2	44	2	0	10	19	16	0	14	12	6	0	207	2537
5:25 PM	30	45	7	0	3	36	4	0	6	16	21	0	7	6	3	0	184	2515
5:30 PM	21	55	5	0	0	48	8	0	5	15	16	0	10	12	4	0	199	2527
5:35 PM	26	60	4	0	4	50	4	0	4	24	14	0	4	7	2	0	203	2504
5:40 PM	23	47	4	0	3	43	0	0	5	13	19	0	9	8	4	0	178	2495
5:45 PM	16	36	3	0	6	43	2	0	2	19	12	0	10	10	1	0	160	2443
5:50 PM	26	37	4	0	3	48	2	0	4	21	12	0	1	12	3	0	173	2432
5:55 PM	25	45	4	0	2	38	2	0	14	27	7	0	6	5	1	0	176	2386
Peak 15-Min Flowrates	Northbound				Southbound				Eastbound				Westbound				Total	
	Left	Thru	Right	U	Left	Thru	Right	U	Left	Thru	Right	U	Left	Thru	Right	U		
All Vehicles	372	692	64	0	32	600	72	0	116	328	224	0	64	164	40	0	2768	
Heavy Trucks	4	0	0		0	8	8		0	0	0		0	4	0		24	
Pedestrians		0				0				0				4			4	
Bicycles																		
Railroad																		
Stopped Buses																		

Comments: