

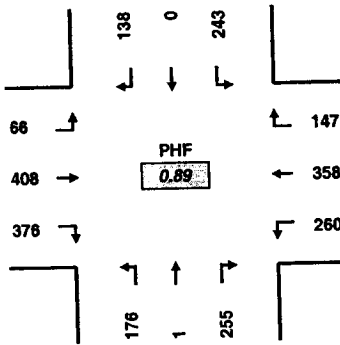
INTERSECTION: I-5 Ramps--78th St--
 PROJECT ID#: 5605
 QC JOB #: 10102704

START TIME: 7:00 AM
 END TIME: 9:00 AM
 DATE: 7/12/2005

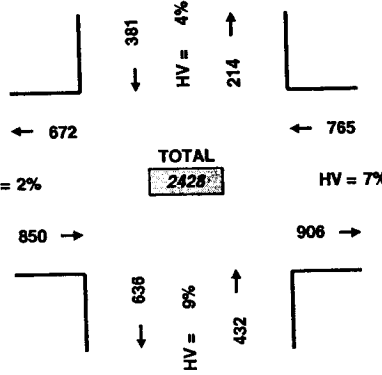


QUALITY COUNTS
 15285 SW 85th Avenue, Ste. 105
 Tigard, OR 97224
 Phone: 503-620-4242
 Fax: 503 620-4545
 email: jrww@qualitycounts.net
 www.qualitycounts.net

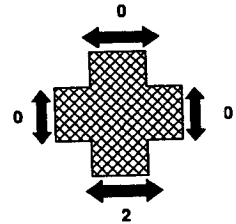
PEAK HOUR TURNING MOVEMENTS



PEAK HOUR LINK VOLUMES



PEAK HOUR PED CROSSING VOLUMES



PEAK HOUR: 8:00 AM TO 9:00 AM

PEAK 15 MINUTES: 8:45 AM TO 9:00 AM

5-MINUTE COUNT PERIOD BEGINNING AT	I-5 Ramps-- (Southbound)			78th St-- (Westbound)			I-5 Ramps-- (Northbound)			78th St-- (Eastbound)			Crosswalk Usage (Peds By Approach)				TOTAL	
	Right	Thru	Left	Right	Thru	Left	Right	Thru	Left	Right	Thru	Left	North	East	South	West	Veh	Peds
7:00 AM	10	0	23	9	26	21	10	0	9	33	20	7	0	0	0	0	168	0
7:05 AM	9	0	12	10	20	13	14	0	4	34	46	6	0	0	0	0	168	0
7:10 AM	11	0	20	8	15	8	14	0	20	31	41	3	0	0	0	0	171	0
7:15 AM	9	0	21	9	19	24	17	0	7	18	25	11	0	0	0	0	160	0
7:20 AM	13	0	10	12	24	14	19	0	5	29	42	5	0	0	0	0	173	0
7:25 AM	9	0	27	5	32	12	20	0	23	23	27	5	0	0	0	0	183	0
7:30 AM	10	0	15	9	23	21	12	0	15	24	44	9	0	0	0	0	182	0
7:35 AM	20	0	20	9	29	16	20	0	14	26	29	4	0	0	0	0	187	0
7:40 AM	17	0	29	15	29	18	20	0	20	18	35	3	0	0	0	0	204	0
7:45 AM	8	0	19	8	20	14	19	1	17	37	35	3	0	0	0	0	181	0
7:50 AM	12	0	38	15	33	14	37	0	17	33	54	4	0	0	0	0	257	0
7:55 AM	21	0	41	14	27	17	20	0	11	22	42	12	1	0	0	0	227	1
8:00 AM	14	0	20	7	31	22	22	0	18	23	44	6	0	0	0	0	207	0
8:05 AM	9	0	16	12	28	29	17	0	15	26	31	7	0	0	0	0	190	0
8:10 AM	13	0	11	10	31	15	19	0	13	31	22	2	0	0	0	0	167	0
8:15 AM	9	0	19	4	34	26	15	0	17	30	41	6	0	0	0	0	201	0
8:20 AM	9	0	22	17	27	28	17	0	11	23	30	7	0	0	0	0	191	0
8:25 AM	9	0	18	11	23	25	20	0	11	36	19	3	0	0	1	0	175	1
8:30 AM	15	0	20	11	34	12	19	0	17	38	36	1	0	0	0	0	203	0
8:35 AM	15	0	17	11	28	19	22	0	16	24	27	7	0	0	0	0	186	0
8:40 AM	9	0	22	12	30	27	22	1	16	38	41	8	0	0	0	0	226	0
8:45 AM	13	0	29	18	35	12	27	0	16	43	39	1	0	0	0	0	231	0
8:50 AM	11	0	22	20	27	21	32	0	9	26	39	8	0	0	0	0	215	0
8:55 AM	12	0	27	16	30	24	23	0	17	38	39	10	0	0	1	0	238	1
HOURLY TOTALS	Southbound			Westbound			Northbound			Eastbound			Pedestrians By Approach				TOTAL	
	Right	Thru	Left	Right	Thru	Left	Right	Thru	Left	Right	Thru	Left	West	East	North	South	Veh	Peds
7:00 AM	149	0	275	123	297	192	222	1	162	328	440	72	1	0	0	0	2261	1
7:15 AM	155	0	267	125	326	216	242	1	175	310	430	71	1	0	0	0	2318	1
7:30 AM	151	0	268	131	335	245	238	1	179	329	426	66	1	0	1	0	2369	2
7:45 AM	143	0	263	132	346	248	249	2	179	361	422	66	1	0	1	0	2411	2
8:00 AM	138	0	243	147	358	260	255	1	176	376	408	66	0	0	2	0	2428	2