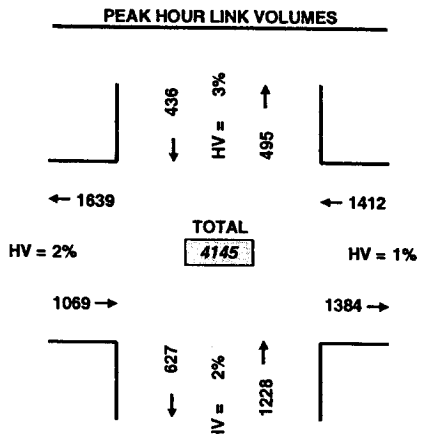
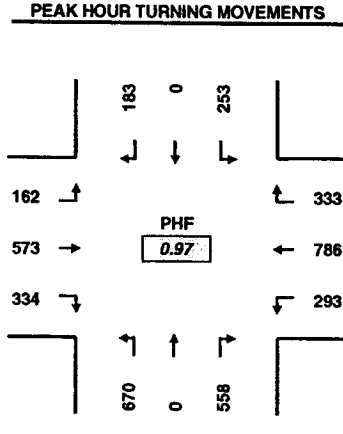


INTERSECTION: I-5 SB off/NB on--NE 78th St--  
 PROJECT ID#: 5605  
 QC JOB #: 10102710

START TIME: 4:00 PM  
 END TIME: 6:00 PM  
 DATE: 7/12/2005

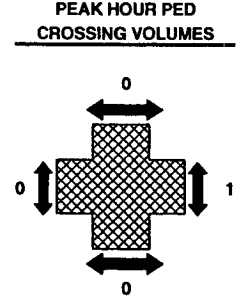


**QUALITY COUNTS**  
 18285 SW 85th Avenue, Ste. 105  
 Tigard, OR 97224  
 Phone: 503-620-4242  
 Fax: 503 620-4545  
 email: jrww@qualitycounts.net  
 www.qualitycounts.net



PEAK HOUR: 4:45 PM TO 5:45 PM

PEAK 15 MINUTES: 5:00 PM TO 5:15 PM



5-MINUTE COUNT PERIOD BEGINNING AT	I-5 SB off/NB on-- (Southbound)			NE 78th St-- (Westbound)			I-5 SB on/NB off-- (Northbound)			NE 78th St-- (Eastbound)			Crosswalk Usage (Peds By Approach)				TOTAL	
	Right	Thru	Left	Right	Thru	Left	Right	Thru	Left	Right	Thru	Left	North	East	South	West	Veh	Peds
4:00 PM	23	0	17	22	59	19	52	0	31	26	64	6	0	0	0	0	319	0
4:05 PM	9	0	25	24	68	18	35	0	64	30	47	16	0	0	0	0	336	0
4:10 PM	14	0	19	28	58	34	41	0	33	23	64	10	0	0	0	0	324	0
4:15 PM	11	0	15	20	72	13	48	0	42	23	58	11	0	0	0	0	313	0
4:20 PM	12	0	13	31	56	18	54	0	53	27	35	11	0	0	0	0	310	0
4:25 PM	17	0	24	25	69	23	33	0	49	25	56	9	0	0	0	0	330	0
4:30 PM	16	0	26	38	53	21	37	0	49	28	41	6	0	0	0	0	315	0
4:35 PM	12	0	12	33	53	17	47	0	41	23	48	18	0	0	0	0	304	0
4:40 PM	13	0	8	29	80	20	33	0	38	32	65	9	0	0	0	0	327	0
4:45 PM	20	0	39	23	58	25	37	0	71	29	41	7	0	0	0	0	350	0
4:50 PM	17	0	20	26	79	28	51	0	32	21	65	10	0	1	0	0	349	1
4:55 PM	12	0	19	27	79	27	42	0	57	22	60	20	0	0	0	0	365	0
5:00 PM	18	0	24	30	55	22	44	0	54	32	49	17	0	0	0	0	345	0
5:05 PM	13	0	9	31	82	32	42	0	47	35	55	14	0	0	0	0	360	0
5:10 PM	17	0	21	32	56	23	51	0	68	28	49	15	0	0	0	0	360	0
5:15 PM	9	0	20	41	64	31	63	0	58	25	42	27	0	0	0	0	380	0
5:20 PM	9	0	18	22	95	18	45	0	40	31	49	13	0	0	0	0	340	0
5:25 PM	22	0	26	17	46	17	50	0	78	23	51	11	0	0	0	0	341	0
5:30 PM	13	0	11	24	66	21	40	0	38	24	29	9	0	0	0	0	275	0
5:35 PM	12	0	22	30	59	17	47	0	64	35	48	6	0	0	0	0	340	0
5:40 PM	21	0	24	30	47	32	46	0	63	29	35	13	0	0	0	0	340	0
5:45 PM	13	0	12	30	84	26	43	0	37	30	53	7	0	0	0	0	335	0
5:50 PM	12	0	22	25	46	25	43	0	67	31	53	8	0	0	0	0	332	0
5:55 PM	10	0	28	33	65	23	36	0	42	23	47	11	0	0	0	0	318	0
HOURLY TOTALS	Southbound			Westbound			Northbound			Eastbound			Pedestrians By Approach				TOTAL	
	Right	Thru	Left	Right	Thru	Left	Right	Thru	Left	Right	Thru	Left	West	East	North	South	Veh	Peds
4:00 PM	178	0	237	326	784	263	510	0	560	309	644	133	0	1	0	0	3942	1
4:15 PM	178	0	230	345	792	269	519	0	601	325	622	147	0	1	0	0	4028	1
4:30 PM	178	0	242	349	800	281	542	0	633	329	615	167	0	1	0	0	4136	1
4:45 PM	183	0	253	333	786	293	558	0	670	334	573	162	0	1	0	0	4145	1
5:00 PM	169	0	237	345	765	287	550	0	656	348	560	151	0	0	0	0	4066	0