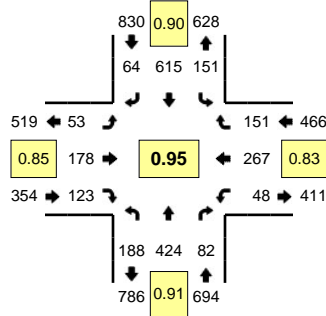
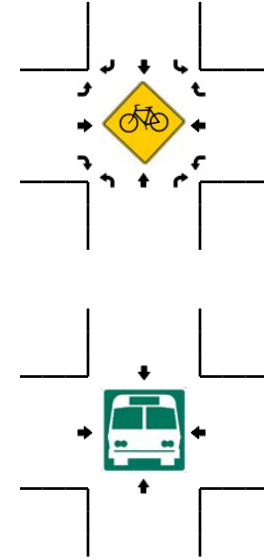
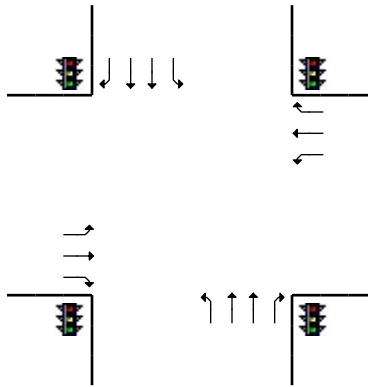
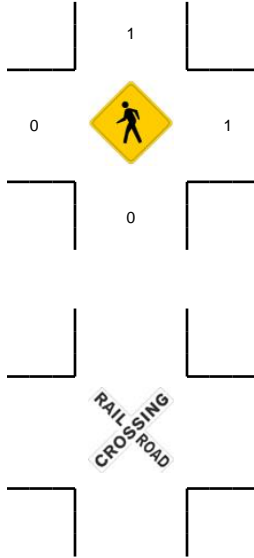
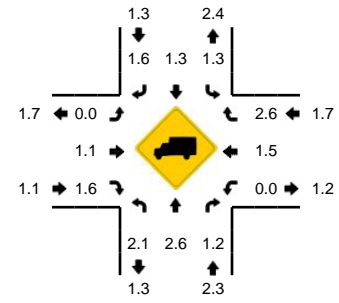


LOCATION: NE Andresen Rd -- NE 78th St
CITY/STATE: Vancouver, WA

QC JOB #: 10396310
DATE: 12/3/2008



Peak-Hour: 4:25 PM -- 5:25 PM
Peak 15-Min: 5:05 PM -- 5:20 PM



5-Min Count Period Beginning At	NE Andresen Rd (Northbound)				NE Andresen Rd (Southbound)				NE 78th St (Eastbound)				NE 78th St (Westbound)				Total	Hourly Totals
	Left	Thru	Right	U	Left	Thru	Right	U	Left	Thru	Right	U	Left	Thru	Right	U		
4:00 PM	21	40	10	0	20	40	4	0	2	5	14	0	3	25	16	0	200	
4:05 PM	17	37	4	0	7	60	6	0	2	16	16	0	4	23	10	0	202	
4:10 PM	10	49	5	0	7	50	3	0	3	12	17	0	9	29	19	0	213	
4:15 PM	9	45	10	0	10	34	6	0	7	7	8	0	5	25	15	0	181	
4:20 PM	9	31	6	0	7	37	6	0	5	19	8	0	6	31	11	0	176	
4:25 PM	13	33	11	0	11	57	6	0	6	13	13	0	3	22	13	0	201	
4:30 PM	17	46	5	0	24	57	10	0	2	7	3	0	2	17	12	0	202	
4:35 PM	6	31	3	0	10	50	6	0	8	11	12	0	2	18	16	0	173	
4:40 PM	15	34	8	0	9	40	4	0	3	12	7	0	4	24	11	0	171	
4:45 PM	14	37	7	0	11	40	3	0	8	20	11	0	6	32	11	0	200	
4:50 PM	15	29	6	0	11	51	1	0	1	22	4	0	3	25	13	0	181	
4:55 PM	27	39	2	0	12	67	7	0	2	9	13	0	5	12	12	0	207	2307
5:00 PM	17	34	8	0	8	44	6	0	4	18	10	0	6	16	13	0	184	2291
5:05 PM	12	29	14	0	19	51	6	0	5	14	9	0	8	27	13	0	207	2296
5:10 PM	13	35	5	0	6	45	5	0	6	18	18	0	4	28	19	0	202	2285
5:15 PM	13	32	8	0	14	61	4	0	4	19	16	0	2	28	8	0	209	2313
5:20 PM	26	45	5	0	16	52	6	0	4	15	7	0	3	18	10	0	207	2344
5:25 PM	12	23	4	0	9	46	5	0	4	8	16	0	2	17	13	0	159	2302
5:30 PM	17	39	6	0	11	42	8	0	5	18	8	0	8	28	13	0	203	2303
5:35 PM	13	39	8	0	13	41	5	0	2	10	9	0	9	16	13	0	178	2308
5:40 PM	16	34	3	0	18	49	4	0	6	9	13	0	2	26	12	0	192	2329
5:45 PM	20	39	6	0	3	43	4	0	3	12	9	0	7	22	12	0	180	2309
5:50 PM	15	25	13	0	10	37	7	0	4	14	10	0	1	17	12	0	165	2293
5:55 PM	16	27	12	0	8	33	2	0	3	8	13	0	4	30	19	0	175	2261
Peak 15-Min Flowrates	Northbound				Southbound				Eastbound				Westbound				Total	
	Left	Thru	Right	U	Left	Thru	Right	U	Left	Thru	Right	U	Left	Thru	Right	U		
All Vehicles	152	384	108	0	156	628	60	0	60	204	172	0	56	332	160	0	2472	
Heavy Trucks	0	12	0	0	0	0	0	0	0	8	4	0	0	8	4	0	36	
Pedestrians		0				4				0				0			4	
Bicycles																		
Railroad																		
Stopped Buses																		

Comments: