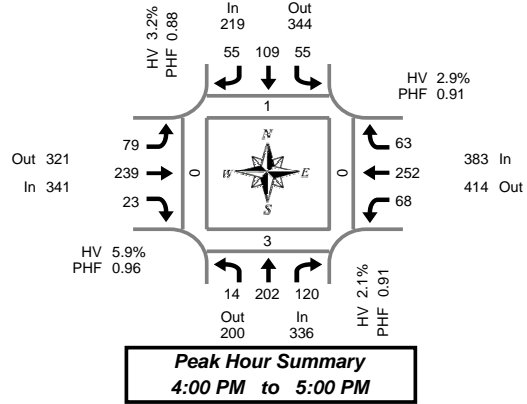


Total Vehicle Summary



Clay Carney
(503) 833-2740



NE 107th Ave & NE 76th St

Wednesday, March 08, 2006

4:00 PM to 6:00 PM

5-Minute Interval Summary 4:00 PM to 6:00 PM

Interval Start Time	Northbound NE 107th Ave				Southbound NE 107th Ave				Eastbound NE 76th St				Westbound NE 76th St				Interval Total	Pedestrians Crosswalk			
	L	T	R	Bikes	L	T	R	Bikes	L	T	R	Bikes	L	T	R	Bikes		North	South	East	West
4:00 PM	3	23	9	0	10	14	5	0	3	26	2	0	5	18	10	0	128	0	0	0	0
4:05 PM	0	13	10	0	4	10	3	0	11	23	1	0	8	21	2	0	106	0	0	0	0
4:10 PM	2	9	9	0	5	5	6	0	4	16	3	0	5	24	9	0	97	0	3	0	0
4:15 PM	1	16	12	0	5	9	5	0	6	16	3	0	3	13	5	0	94	1	0	0	0
4:20 PM	2	16	10	0	0	9	6	0	9	22	0	0	5	22	5	0	106	0	0	0	0
4:25 PM	2	18	3	0	3	8	5	0	10	19	2	0	4	26	10	0	110	0	0	0	0
4:30 PM	1	22	9	0	5	12	6	0	3	20	3	0	5	22	6	0	114	0	0	0	0
4:35 PM	2	15	13	0	2	9	4	0	6	20	3	0	7	21	3	0	105	0	0	0	0
4:40 PM	0	11	13	0	3	4	4	0	6	21	3	0	7	25	3	0	100	0	0	0	0
4:45 PM	0	20	9	0	5	9	2	0	5	11	0	0	8	22	5	0	96	0	0	0	0
4:50 PM	0	23	13	0	6	6	7	0	5	20	2	0	4	20	3	0	109	0	0	0	0
4:55 PM	1	16	10	0	7	14	2	0	11	25	1	0	7	18	2	0	114	0	0	0	0
5:00 PM	2	17	7	0	5	8	3	0	6	22	1	0	4	14	8	0	97	0	0	0	0
5:05 PM	2	16	18	0	5	8	6	0	9	24	2	0	6	14	5	0	115	0	0	0	0
5:10 PM	3	11	14	0	2	7	5	0	11	18	3	0	8	26	4	0	112	0	2	0	0
5:15 PM	0	14	6	0	4	13	6	0	4	10	3	0	8	20	9	0	97	0	0	0	0
5:20 PM	0	17	13	0	1	4	3	0	6	28	2	0	4	23	7	0	108	1	0	0	0
5:25 PM	1	21	7	0	1	8	4	0	10	18	1	0	4	12	5	0	92	0	0	0	0
5:30 PM	0	27	9	0	2	9	5	0	2	11	0	0	3	24	6	0	98	0	0	0	0
5:35 PM	1	11	7	0	2	5	3	0	17	29	1	1	5	18	6	0	105	0	0	0	0
5:40 PM	2	15	8	0	4	7	4	0	5	10	0	0	7	15	4	0	81	0	0	0	0
5:45 PM	1	12	9	0	3	14	8	0	3	27	0	0	5	14	3	1	99	0	0	0	0
5:50 PM	0	11	10	0	4	8	4	0	8	27	3	0	4	13	6	0	98	0	0	0	0
5:55 PM	2	13	9	0	1	12	8	0	9	16	1	0	5	27	10	0	113	0	0	0	0
Total Survey	28	387	237	0	89	212	114	0	169	479	40	1	131	472	136	1	2,494	2	5	0	0

15-Minute Interval Summary 4:00 PM to 6:00 PM

Interval Start Time	Northbound NE 107th Ave				Southbound NE 107th Ave				Eastbound NE 76th St				Westbound NE 76th St				Interval Total	Pedestrians Crosswalk			
	L	T	R	Bikes	L	T	R	Bikes	L	T	R	Bikes	L	T	R	Bikes		North	South	East	West
4:00 PM	5	45	28	0	19	29	14	0	18	65	6	0	18	63	21	0	331	0	3	0	0
4:15 PM	5	50	25	0	8	26	16	0	25	57	5	0	12	61	20	0	310	1	0	0	0
4:30 PM	3	48	35	0	10	25	14	0	15	61	9	0	19	68	12	0	319	0	0	0	0
4:45 PM	1	59	32	0	18	29	11	0	21	56	3	0	19	60	10	0	319	0	0	0	0
5:00 PM	7	44	39	0	12	23	14	0	26	64	6	0	18	54	17	0	324	0	2	0	0
5:15 PM	1	52	26	0	6	25	13	0	20	56	6	0	16	55	21	0	297	1	0	0	0
5:30 PM	3	53	24	0	8	21	12	0	24	50	1	1	15	57	16	0	284	0	0	0	0
5:45 PM	3	36	28	0	8	34	20	0	20	70	4	0	14	54	19	1	310	0	0	0	0
Total Survey	28	387	237	0	89	212	114	0	169	479	40	1	131	472	136	1	2,494	2	5	0	0

Peak Hour Summary 4:00 PM to 5:00 PM

By Approach	Northbound NE 107th Ave				Southbound NE 107th Ave				Eastbound NE 76th St				Westbound NE 76th St				Total	Pedestrians Crosswalk			
	In	Out	Total	Bikes	In	Out	Total	Bikes	In	Out	Total	Bikes	In	Out	Total	Bikes		North	South	East	West
Volume	336	200	536	0	219	344	563	0	341	321	662	0	383	414	797	0	1,279	1	3	0	0
%HV	2.1%				3.2%				5.9%				2.9%				3.5%				
PHF	0.91				0.88				0.96				0.91				0.97				

By Movement	Northbound NE 107th Ave				Southbound NE 107th Ave				Eastbound NE 76th St				Westbound NE 76th St				Total
	L	T	R	Total	L	T	R	Total	L	T	R	Total	L	T	R	Total	
Volume	14	202	120	336	55	109	55	219	79	239	23	341	68	252	63	383	1,279
%HV	0.0%	2.0%	2.5%	2.1%	3.6%	0.9%	7.3%	3.2%	6.3%	5.4%	8.7%	5.9%	0.0%	4.0%	1.6%	2.9%	3.5%
PHF	0.70	0.86	0.86	0.91	0.72	0.94	0.81	0.88	0.79	0.92	0.64	0.96	0.77	0.90	0.75	0.91	0.97

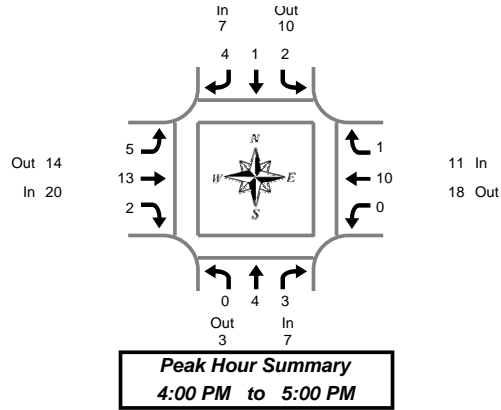
Rolling Hour Summary 4:00 PM to 6:00 PM

Interval Start Time	Northbound NE 107th Ave				Southbound NE 107th Ave				Eastbound NE 76th St				Westbound NE 76th St				Interval Total	Pedestrians Crosswalk			
	L	T	R	Bikes	L	T	R	Bikes	L	T	R	Bikes	L	T	R	Bikes		North	South	East	West
4:00 PM	14	202	120	0	55	109	55	0	79	239	23	0	68	252	63	0	1,279	1	3	0	0
4:15 PM	16	201	131	0	48	103	55	0	87	238	23	0	68	243	59	0	1,272	1	2	0	0
4:30 PM	12	203	132	0	46	102	52	0	82	237	24	0	72	237	60	0	1,259	1	2	0	0
4:45 PM	12	208	121	0	44	98	50	0	91	226	16	1	68	226	64	0	1,224	1	2	0	0
5:00 PM	14	185	117	0	34	103	59	0	90	240	17	1	63	220	73	1	1,215	1	2	0	0

Heavy Vehicle Summary



Clay Carney
(503) 833-2740



NE 107th Ave & NE 76th St

Wednesday, March 08, 2006

4:00 PM to 6:00 PM

Heavy Vehicle 5-Minute Interval Summary

4:00 PM to 6:00 PM

Interval Start Time	Northbound NE 107th Ave				Southbound NE 107th Ave				Eastbound NE 76th St				Westbound NE 76th St				Interval Total
	L	T	R	Total	L	T	R	Total	L	T	R	Total	L	T	R	Total	
4:00 PM	0	0	0	0	0	0	0	0	0	2	0	2	0	1	0	1	3
4:05 PM	0	1	1	2	1	0	1	2	1	1	1	3	0	1	0	1	8
4:10 PM	0	0	0	0	0	0	0	0	2	2	1	5	0	0	0	0	5
4:15 PM	0	0	1	1	0	0	1	1	1	0	3	0	3	0	0	0	5
4:20 PM	0	0	0	0	0	1	1	2	1	0	0	1	0	0	0	0	3
4:25 PM	0	0	0	0	0	0	0	0	0	2	0	2	0	2	0	2	4
4:30 PM	0	0	0	0	1	0	0	1	0	0	0	0	2	0	2	2	3
4:35 PM	0	2	1	3	0	0	0	0	0	1	0	1	0	1	0	1	5
4:40 PM	0	0	0	0	0	0	0	0	1	0	0	1	0	0	1	1	2
4:45 PM	0	0	0	0	0	0	0	0	0	0	0	0	1	0	1	1	1
4:50 PM	0	1	0	1	0	0	1	1	0	1	0	1	0	2	0	2	5
4:55 PM	0	0	0	0	0	0	0	0	0	1	0	1	0	0	0	0	1
5:00 PM	0	0	0	0	0	0	0	0	0	1	0	1	0	0	0	0	1
5:05 PM	0	1	0	1	0	0	0	0	0	0	0	0	0	0	0	0	1
5:10 PM	0	0	0	0	0	0	0	0	0	0	0	0	2	0	2	2	2
5:15 PM	0	0	0	0	0	0	1	1	0	1	0	1	0	3	0	3	5
5:20 PM	0	0	0	0	0	0	0	0	0	1	0	1	0	0	0	0	1
5:25 PM	0	1	0	1	0	0	0	0	0	2	0	2	0	0	0	0	3
5:30 PM	0	0	0	0	0	0	0	0	0	0	0	0	1	0	1	1	1
5:35 PM	0	0	0	0	0	0	0	0	0	0	0	0	1	0	1	1	1
5:40 PM	0	0	0	0	0	0	1	1	0	0	0	0	1	0	1	2	2
5:45 PM	0	0	0	0	0	0	0	0	0	0	0	0	0	0	0	0	0
5:50 PM	0	1	0	1	0	0	0	0	0	0	0	0	0	0	0	0	1
5:55 PM	0	0	0	0	0	0	0	0	0	0	0	0	0	0	0	0	0
Total Survey	0	7	3	10	2	1	6	9	5	18	2	25	0	18	1	19	63

Heavy Vehicle 15-Minute Interval Summary

4:00 PM to 6:00 PM

Interval Start Time	Northbound NE 107th Ave				Southbound NE 107th Ave				Eastbound NE 76th St				Westbound NE 76th St				Interval Total
	L	T	R	Total	L	T	R	Total	L	T	R	Total	L	T	R	Total	
4:00 PM	0	1	1	2	1	0	1	2	3	5	2	10	0	2	0	2	16
4:15 PM	0	0	1	1	0	1	2	3	1	5	0	6	0	2	0	2	12
4:30 PM	0	2	1	3	1	0	0	1	1	1	0	2	0	3	1	4	10
4:45 PM	0	1	0	1	0	0	1	1	0	2	0	2	0	3	0	3	7
5:00 PM	0	1	0	1	0	0	0	0	0	1	0	1	0	2	0	2	4
5:15 PM	0	1	0	1	0	0	1	1	0	4	0	4	0	3	0	3	9
5:30 PM	0	0	0	0	0	0	1	1	0	0	0	0	0	3	0	3	4
5:45 PM	0	1	0	1	0	0	0	0	0	0	0	0	0	0	0	0	1
Total Survey	0	7	3	10	2	1	6	9	5	18	2	25	0	18	1	19	63

Heavy Vehicle Peak Hour Summary

4:00 PM to 5:00 PM

By Approach	Northbound NE 107th Ave			Southbound NE 107th Ave			Eastbound NE 76th St			Westbound NE 76th St			Total
	In	Out	Total	In	Out	Total	In	Out	Total	In	Out	Total	
Volume	7	3	10	7	10	17	20	14	34	11	18	29	45
PHF	0.58			0.58			0.45			0.55			0.63

By Movement	Northbound NE 107th Ave				Southbound NE 107th Ave				Eastbound NE 76th St				Westbound NE 76th St				Total
	L	T	R	Total	L	T	R	Total	L	T	R	Total	L	T	R	Total	
Volume	0	4	3	7	2	1	4	7	5	13	2	20	0	10	1	11	45
PHF	0.00	0.50	0.38	0.58	0.50	0.25	0.50	0.58	0.42	0.54	0.25	0.45	0.00	0.50	0.25	0.55	0.63

Heavy Vehicle Rolling Hour Summary

4:00 PM to 6:00 PM

Interval Start Time	Northbound NE 107th Ave				Southbound NE 107th Ave				Eastbound NE 76th St				Westbound NE 76th St				Interval Total
	L	T	R	Total	L	T	R	Total	L	T	R	Total	L	T	R	Total	
4:00 PM	0	4	3	7	2	1	4	7	5	13	2	20	0	10	1	11	45
4:15 PM	0	4	2	6	1	1	3	5	2	9	0	11	0	10	1	11	33
4:30 PM	0	5	1	6	1	0	2	3	1	8	0	9	0	11	1	12	30
4:45 PM	0	3	0	3	0	0	3	3	0	7	0	7	0	11	0	11	24
5:00 PM	0	3	0	3	0	0	2	2	0	5	0	5	0	8	0	8	18

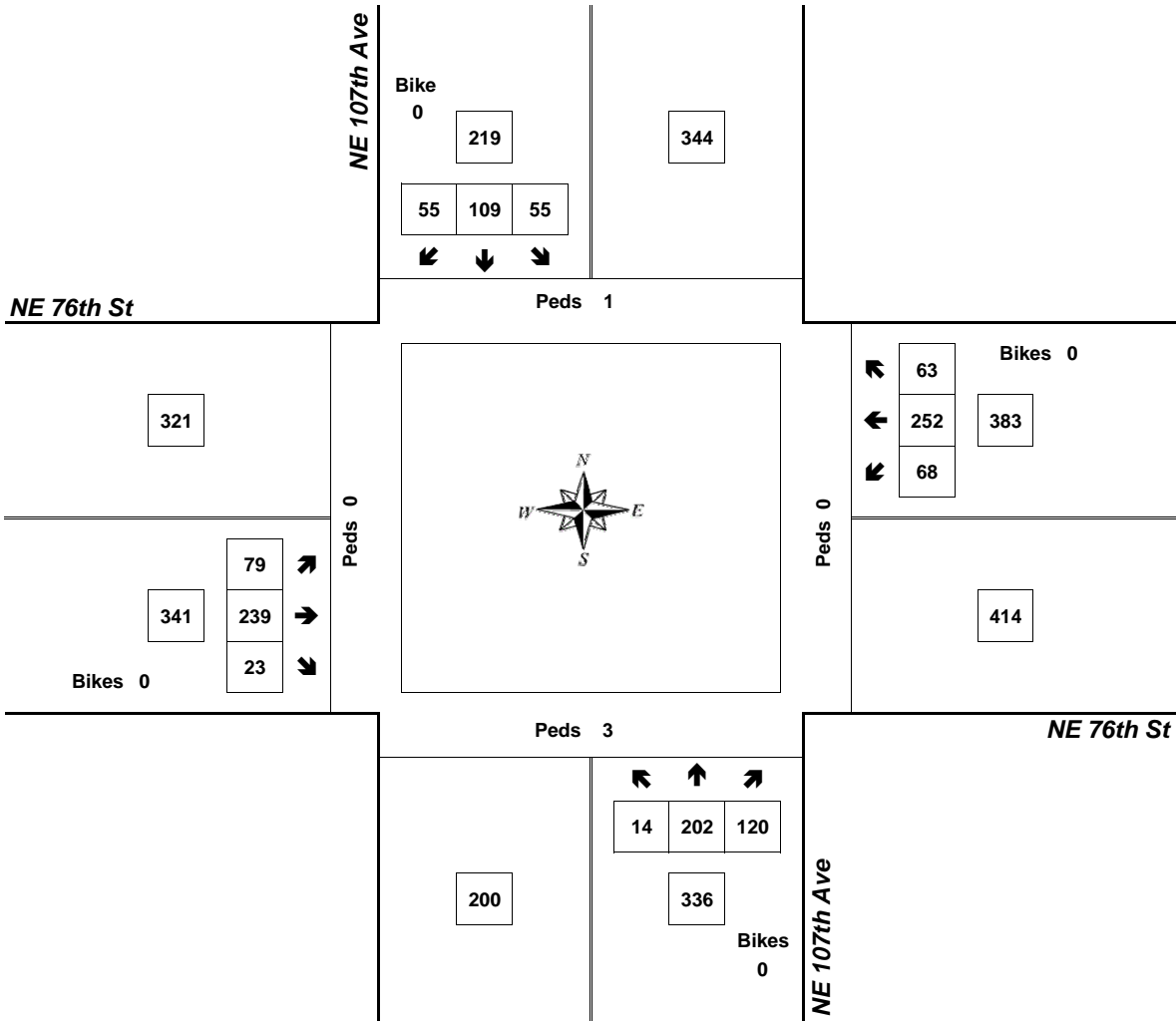
Peak Hour Summary



Clay Carney
(503) 833-2740

NE 107th Ave & NE 76th St

4:00 PM to 5:00 PM
Wednesday, March 08, 2006



Approach	PHF	HV%	Volume
EB	0.96	5.9%	341
WB	0.91	2.9%	383
NB	0.91	2.1%	336
SB	0.88	3.2%	219
Intersection	0.97	3.5%	1,279

Count Period: 4:00 PM to 6:00 PM