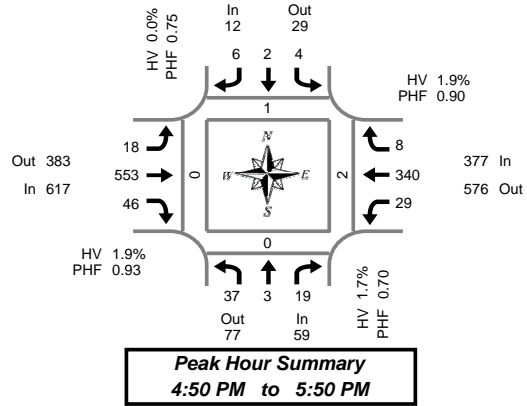


Total Vehicle Summary



Clay Carney
(503) 833-2740



NE 124th Ave & NE 76th St

Wednesday, March 08, 2006

4:00 PM to 6:00 PM

5-Minute Interval Summary

4:00 PM to 6:00 PM

Interval Start Time	Northbound NE 124th Ave				Southbound NE 124th Ave				Eastbound NE 76th St				Westbound NE 76th St				Interval Total	Pedestrians Crosswalk			
	L	T	R	Bikes	L	T	R	Bikes	L	T	R	Bikes	L	T	R	Bikes		North	South	East	West
4:00 PM	3	0	4	0	0	0	1	0	3	44	7	0	4	31	0	0	97	0	0	0	0
4:05 PM	2	0	1	0	1	0	0	0	2	39	6	0	3	24	1	0	79	0	0	0	0
4:10 PM	4	0	3	0	0	0	1	0	0	46	5	0	7	26	0	0	92	0	0	0	0
4:15 PM	2	0	2	0	0	0	1	0	4	31	6	0	3	28	0	0	77	0	0	0	1
4:20 PM	3	0	2	0	0	0	0	0	0	53	3	0	1	20	0	0	82	0	0	0	0
4:25 PM	1	0	4	0	0	0	1	0	1	30	2	0	1	28	1	0	69	0	0	0	0
4:30 PM	1	0	2	0	0	0	1	0	2	44	3	0	1	46	1	0	101	0	0	0	0
4:35 PM	0	0	1	0	1	1	0	0	1	36	3	0	2	27	1	0	73	0	0	0	0
4:40 PM	2	1	2	0	0	1	1	0	0	49	4	0	4	35	0	0	99	0	0	0	0
4:45 PM	0	0	1	0	1	0	2	0	1	40	2	0	1	29	0	0	77	0	0	0	0
4:50 PM	3	0	1	0	0	0	0	0	0	49	7	0	1	33	1	0	95	0	0	0	0
4:55 PM	2	0	1	0	1	0	0	0	3	53	2	0	4	24	0	0	90	0	0	0	0
5:00 PM	2	0	1	0	0	1	1	0	1	45	5	0	3	27	0	0	86	0	0	0	0
5:05 PM	3	0	0	0	0	0	1	0	3	53	1	0	3	35	0	0	99	0	0	0	0
5:10 PM	4	1	2	0	0	0	1	0	4	36	6	0	1	20	2	0	77	1	0	0	0
5:15 PM	1	1	3	0	1	0	1	0	1	35	6	0	4	24	2	0	79	0	0	0	0
5:20 PM	1	0	0	0	0	1	0	0	2	53	2	0	4	29	0	0	92	0	0	0	0
5:25 PM	5	0	5	0	0	0	1	0	0	46	6	0	2	25	0	0	90	0	0	0	0
5:30 PM	2	0	0	0	1	0	1	0	0	45	3	1	3	40	0	0	95	0	0	0	0
5:35 PM	2	1	3	0	0	0	0	0	0	36	4	0	1	27	0	0	74	0	0	0	0
5:40 PM	4	0	2	0	0	0	0	0	2	56	1	0	1	30	3	0	99	0	0	2	0
5:45 PM	8	0	1	0	1	0	0	0	2	46	3	0	2	26	0	1	89	0	0	0	0
5:50 PM	3	0	1	0	1	0	3	0	3	44	5	0	0	26	2	0	88	0	0	0	0
5:55 PM	4	0	0	0	0	1	1	0	0	58	3	0	2	26	1	0	96	0	2	0	0
Total Survey	62	4	42	0	8	5	18	0	35	1,067	95	1	58	686	15	1	2,095	1	2	2	1

15-Minute Interval Summary

4:00 PM to 6:00 PM

Interval Start Time	Northbound NE 124th Ave				Southbound NE 124th Ave				Eastbound NE 76th St				Westbound NE 76th St				Interval Total	Pedestrians Crosswalk			
	L	T	R	Bikes	L	T	R	Bikes	L	T	R	Bikes	L	T	R	Bikes		North	South	East	West
4:00 PM	9	0	8	0	1	0	2	0	5	129	18	0	14	81	1	0	268	0	0	0	0
4:15 PM	6	0	8	0	0	0	2	0	5	114	11	0	5	76	1	0	228	0	0	0	1
4:30 PM	3	1	5	0	1	2	2	0	3	129	10	0	7	108	2	0	273	0	0	0	0
4:45 PM	5	0	3	0	2	0	2	0	4	142	11	0	6	86	1	0	262	0	0	0	0
5:00 PM	9	1	3	0	0	1	3	0	8	134	12	0	7	82	2	0	262	1	0	0	0
5:15 PM	7	1	8	0	1	1	2	0	3	134	14	0	10	78	2	0	261	0	0	0	0
5:30 PM	8	1	5	0	1	0	1	0	2	137	8	1	5	97	3	0	268	0	0	2	0
5:45 PM	15	0	2	0	2	1	4	0	5	148	11	0	4	78	3	1	273	0	2	0	0
Total Survey	62	4	42	0	8	5	18	0	35	1,067	95	1	58	686	15	1	2,095	1	2	2	1

Peak Hour Summary

4:50 PM to 5:50 PM

By Approach	Northbound NE 124th Ave				Southbound NE 124th Ave				Eastbound NE 76th St				Westbound NE 76th St				Total	Pedestrians Crosswalk			
	In	Out	Total	Bikes	In	Out	Total	Bikes	In	Out	Total	Bikes	In	Out	Total	Bikes		North	South	East	West
Volume	59	77	136	0	12	29	41	0	617	383	1,000	1	377	576	953	1	1,065	1	0	2	0
%HV	1.7%				0.0%				1.9%				1.9%				1.9%				
PHF	0.70				0.75				0.93				0.90				0.96				

By Movement	Northbound NE 124th Ave				Southbound NE 124th Ave				Eastbound NE 76th St				Westbound NE 76th St				Total				
	L	T	R	Total	L	T	R	Total	L	T	R	Total	L	T	R	Total					
Volume	37	3	19	59	4	2	6	12	18	553	46	617	29	340	8	377	1,065				
%HV	0.0%	0.0%	5.3%	1.7%	0.0%	0.0%	0.0%	0.0%	0.0%	2.0%	2.2%	1.9%	0.0%	2.1%	0.0%	1.9%	1.9%				
PHF	0.66	0.38	0.59	0.70	1.00	0.50	0.50	0.75	0.56	0.92	0.82	0.93	0.73	0.88	0.50	0.90	0.96				

Rolling Hour Summary

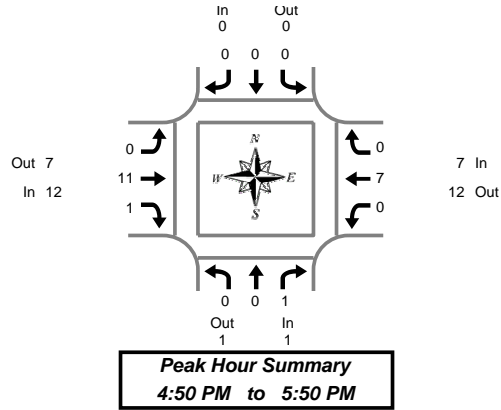
4:00 PM to 6:00 PM

Interval Start Time	Northbound NE 124th Ave				Southbound NE 124th Ave				Eastbound NE 76th St				Westbound NE 76th St				Interval Total	Pedestrians Crosswalk			
	L	T	R	Bikes	L	T	R	Bikes	L	T	R	Bikes	L	T	R	Bikes		North	South	East	West
4:00 PM	23	1	24	0	4	2	8	0	17	514	50	0	32	351	5	0	1,031	0	0	0	1
4:15 PM	23	2	19	0	3	3	9	0	20	519	44	0	25	352	6	0	1,025	1	0	0	1
4:30 PM	24	3	19	0	4	4	9	0	18	539	47	0	30	354	7	0	1,058	1	0	0	0
4:45 PM	29	3	19	0	4	2	8	0	17	547	45	1	28	343	8	0	1,053	1	0	2	0
5:00 PM	39	3	18	0	4	3	10	0	18	553	45	1	26	335	10	1	1,064	1	2	2	0

Heavy Vehicle Summary



Clay Carney
(503) 833-2740



NE 124th Ave & NE 76th St

Wednesday, March 08, 2006

4:00 PM to 6:00 PM

Heavy Vehicle 5-Minute Interval Summary

4:00 PM to 6:00 PM

Interval Start Time	Northbound NE 124th Ave				Southbound NE 124th Ave				Eastbound NE 76th St				Westbound NE 76th St				Interval Total
	L	T	R	Total	L	T	R	Total	L	T	R	Total	L	T	R	Total	
4:00 PM	0	0	0	0	0	0	0	0	0	1	0	1	0	1	0	1	2
4:05 PM	0	0	0	0	0	0	0	0	0	1	0	1	0	0	0	0	1
4:10 PM	0	0	0	0	0	0	0	0	0	1	0	1	1	1	0	2	3
4:15 PM	0	0	0	0	0	0	0	0	0	0	0	0	1	0	0	1	1
4:20 PM	0	0	0	0	0	0	0	0	0	2	0	2	0	0	0	0	2
4:25 PM	0	0	0	0	0	0	0	0	0	0	2	2	0	3	0	3	5
4:30 PM	0	0	0	0	0	0	0	0	0	0	0	0	0	0	0	0	0
4:35 PM	0	0	0	0	0	0	0	0	0	1	0	1	0	1	0	1	2
4:40 PM	0	0	0	0	0	0	0	0	0	0	0	0	0	1	0	1	1
4:45 PM	0	0	0	0	1	0	0	1	0	0	0	0	0	0	0	0	1
4:50 PM	0	0	0	0	0	0	0	0	0	1	0	1	0	2	0	2	3
4:55 PM	0	0	0	0	0	0	0	0	0	3	0	3	0	0	0	0	3
5:00 PM	0	0	0	0	0	0	0	0	0	1	0	1	0	0	0	0	1
5:05 PM	0	0	0	0	0	0	0	0	0	1	0	1	0	0	0	0	1
5:10 PM	0	0	0	0	0	0	0	0	0	1	0	1	0	0	0	0	1
5:15 PM	0	0	0	0	0	0	0	0	0	0	0	0	2	0	2	2	2
5:20 PM	0	0	0	0	0	0	0	0	0	0	0	0	0	0	0	0	0
5:25 PM	0	0	1	1	0	0	0	0	0	0	0	0	0	0	0	0	1
5:30 PM	0	0	0	0	0	0	0	0	0	3	1	4	0	3	0	3	7
5:35 PM	0	0	0	0	0	0	0	0	0	0	0	0	0	0	0	0	0
5:40 PM	0	0	0	0	0	0	0	0	0	1	0	1	0	0	0	0	1
5:45 PM	0	0	0	0	0	0	0	0	0	0	0	0	0	0	0	0	0
5:50 PM	0	0	0	0	0	0	0	0	0	0	0	0	0	0	0	0	0
5:55 PM	0	0	0	0	0	0	0	0	0	0	0	0	0	0	0	0	0
Total Survey	0	0	1	1	1	0	0	1	0	17	3	20	2	14	0	16	38

Heavy Vehicle 15-Minute Interval Summary

4:00 PM to 6:00 PM

Interval Start Time	Northbound NE 124th Ave				Southbound NE 124th Ave				Eastbound NE 76th St				Westbound NE 76th St				Interval Total
	L	T	R	Total	L	T	R	Total	L	T	R	Total	L	T	R	Total	
4:00 PM	0	0	0	0	0	0	0	0	0	3	0	3	1	2	0	3	6
4:15 PM	0	0	0	0	0	0	0	0	0	2	2	4	1	3	0	4	8
4:30 PM	0	0	0	0	0	0	0	0	0	1	0	1	0	2	0	2	3
4:45 PM	0	0	0	0	1	0	0	1	0	4	0	4	0	2	0	2	7
5:00 PM	0	0	0	0	0	0	0	0	0	3	0	3	0	0	0	0	3
5:15 PM	0	0	1	1	0	0	0	0	0	0	0	0	2	0	2	3	3
5:30 PM	0	0	0	0	0	0	0	0	0	4	1	5	0	3	0	3	8
5:45 PM	0	0	0	0	0	0	0	0	0	0	0	0	0	0	0	0	0
Total Survey	0	0	1	1	1	0	0	1	0	17	3	20	2	14	0	16	38

Heavy Vehicle Peak Hour Summary

4:50 PM to 5:50 PM

By Approach	Northbound NE 124th Ave			Southbound NE 124th Ave			Eastbound NE 76th St			Westbound NE 76th St			Total
	In	Out	Total	In	Out	Total	In	Out	Total	In	Out	Total	
Volume	1	1	2	0	0	0	12	7	19	7	12	19	20
PHF	0.25			0.00			0.60			0.58			0.63

By Movement	Northbound NE 124th Ave				Southbound NE 124th Ave				Eastbound NE 76th St				Westbound NE 76th St				Total
	L	T	R	Total	L	T	R	Total	L	T	R	Total	L	T	R	Total	
Volume	0	0	1	1	0	0	0	0	0	11	1	12	0	7	0	7	20
PHF	0.00	0.00	0.25	0.25	0.00	0.00	0.00	0.00	0.00	0.55	0.25	0.60	0.00	0.58	0.00	0.58	0.63

Heavy Vehicle Rolling Hour Summary

4:00 PM to 6:00 PM

Interval Start Time	Northbound NE 124th Ave				Southbound NE 124th Ave				Eastbound NE 76th St				Westbound NE 76th St				Interval Total
	L	T	R	Total	L	T	R	Total	L	T	R	Total	L	T	R	Total	
4:00 PM	0	0	0	0	1	0	0	1	0	10	2	12	2	9	0	11	24
4:15 PM	0	0	0	0	1	0	0	1	0	10	2	12	1	7	0	8	21
4:30 PM	0	0	1	1	1	0	0	1	0	8	0	8	0	6	0	6	16
4:45 PM	0	0	1	1	1	0	0	1	0	11	1	12	0	7	0	7	21
5:00 PM	0	0	1	1	0	0	0	0	0	7	1	8	0	5	0	5	14

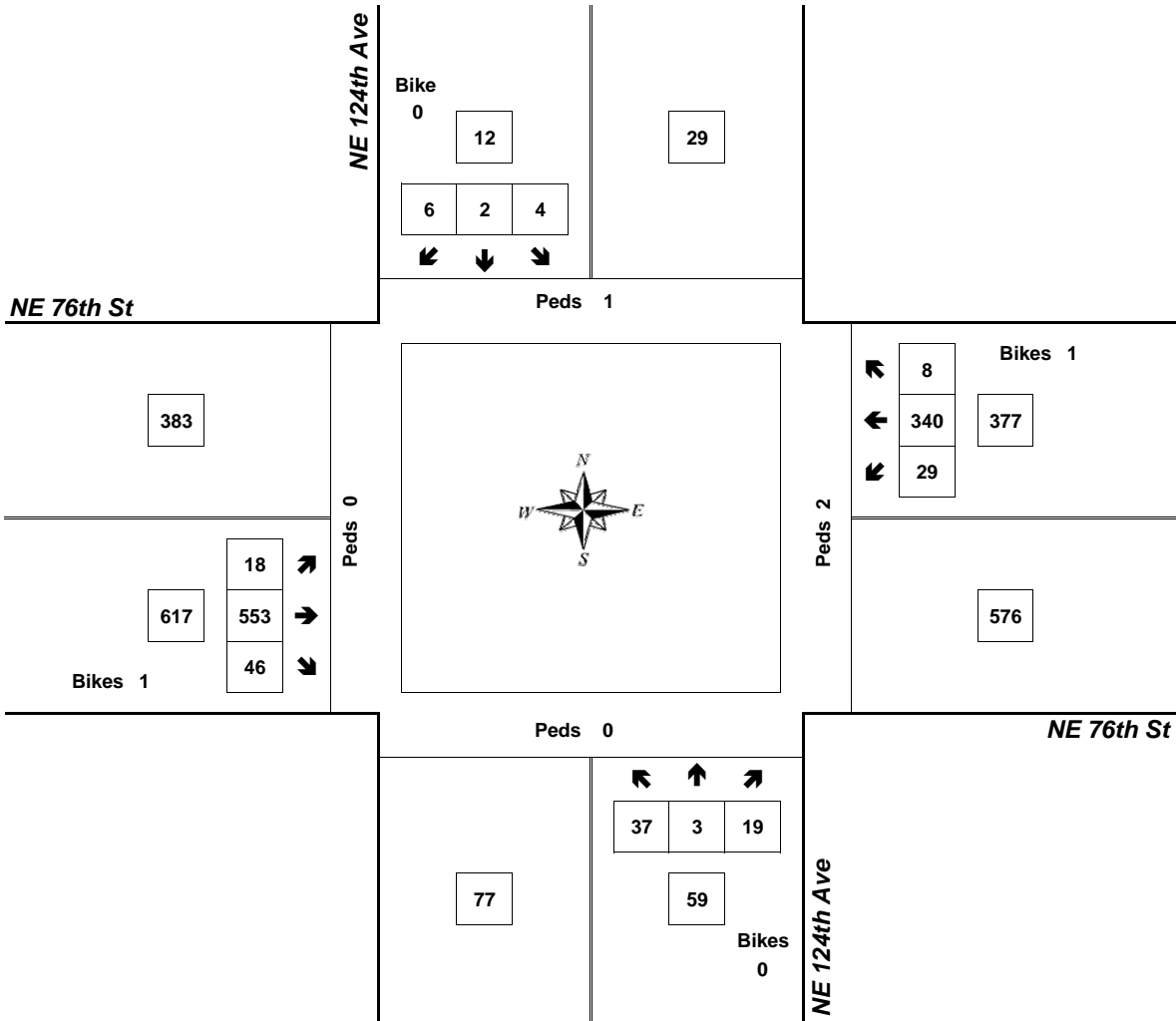
Peak Hour Summary



Clay Carney
(503) 833-2740

NE 124th Ave & NE 76th St

4:50 PM to 5:50 PM
Wednesday, March 08, 2006



Approach	PHF	HV%	Volume
EB	0.93	1.9%	617
WB	0.90	1.9%	377
NB	0.70	1.7%	59
SB	0.75	0.0%	12
Intersection	0.96	1.9%	1,065

Count Period: 4:00 PM to 6:00 PM