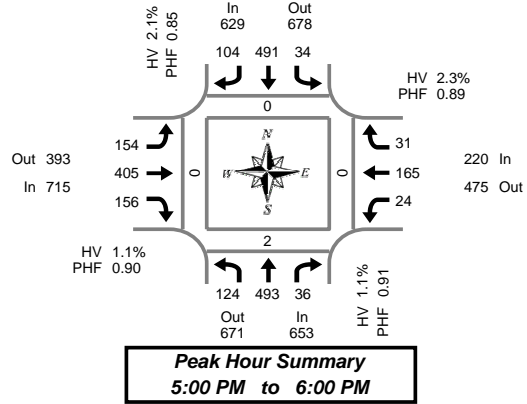


Total Vehicle Summary



Clay Carney
(503) 833-2740



NE 137th Ave & NE 76th St

Wednesday, May 03, 2006

4:00 PM to 6:00 PM

5-Minute Interval Summary 4:00 PM to 6:00 PM

Interval Start Time	Northbound NE 137th Ave				Southbound NE 137th Ave				Eastbound NE 76th St				Westbound NE 76th St				Interval Total	Pedestrians Crosswalk			
	L	T	R	Bikes	L	T	R	Bikes	L	T	R	Bikes	L	T	R	Bikes		North	South	East	West
4:00 PM	5	30	5	0	2	18	7	0	13	26	11	0	2	11	2	0	132	0	0	0	0
4:05 PM	6	34	5	0	2	20	5	0	6	15	7	0	2	12	0	0	114	0	0	0	0
4:10 PM	8	24	1	0	2	20	11	0	13	14	5	0	3	8	1	0	110	0	0	1	0
4:15 PM	7	37	6	0	0	36	7	0	12	20	7	0	1	8	5	0	146	0	0	1	0
4:20 PM	6	23	2	0	2	21	9	0	13	24	5	0	1	9	3	1	118	0	0	0	0
4:25 PM	4	23	6	0	2	15	3	0	6	23	10	0	2	9	0	0	103	0	0	0	0
4:30 PM	10	26	6	0	2	36	6	0	15	19	8	0	3	7	3	0	141	0	0	0	0
4:35 PM	3	21	3	0	5	14	2	0	10	21	7	0	4	7	3	0	100	2	0	0	0
4:40 PM	10	32	2	0	3	29	9	0	17	22	8	0	2	8	1	0	143	0	0	0	0
4:45 PM	8	38	3	0	3	40	16	0	4	20	9	0	1	8	2	0	152	0	2	0	0
4:50 PM	11	45	2	0	5	38	5	0	14	29	12	0	2	13	0	0	176	0	0	0	0
4:55 PM	14	35	1	0	2	22	8	0	12	19	10	0	4	15	2	1	144	0	0	0	0
5:00 PM	5	33	2	0	2	42	11	0	14	26	11	0	4	8	2	0	160	0	0	0	0
5:05 PM	7	39	3	0	1	40	9	0	9	38	10	0	2	12	2	0	172	0	0	0	0
5:10 PM	10	45	2	0	2	43	7	0	12	29	14	0	2	14	1	0	181	0	0	0	0
5:15 PM	11	47	2	0	1	33	10	0	10	35	11	0	1	12	5	0	178	0	0	0	0
5:20 PM	14	39	5	0	5	52	10	0	11	35	15	0	2	19	3	0	210	0	1	0	0
5:25 PM	15	44	2	0	2	45	10	0	15	29	16	0	1	16	2	0	197	0	0	0	0
5:30 PM	10	32	4	0	5	47	9	0	16	43	9	0	1	13	5	0	194	0	0	0	0
5:35 PM	9	50	2	0	2	34	10	0	13	37	11	0	3	20	1	0	192	0	0	0	0
5:40 PM	12	43	5	0	5	43	11	0	19	31	19	0	3	9	2	0	202	0	1	0	0
5:45 PM	10	45	2	0	4	35	7	0	13	37	12	3	2	16	5	0	188	0	0	0	0
5:50 PM	12	40	3	0	3	44	4	0	9	35	12	0	2	11	1	0	176	0	0	0	0
5:55 PM	9	36	4	0	2	33	6	0	13	30	16	0	1	15	2	0	167	0	0	0	0
Total Survey	216	861	78	0	64	800	192	0	289	657	255	3	51	280	53	2	3,796	2	4	2	0

15-Minute Interval Summary 4:00 PM to 6:00 PM

Interval Start Time	Northbound NE 137th Ave				Southbound NE 137th Ave				Eastbound NE 76th St				Westbound NE 76th St				Interval Total	Pedestrians Crosswalk			
	L	T	R	Bikes	L	T	R	Bikes	L	T	R	Bikes	L	T	R	Bikes		North	South	East	West
4:00 PM	19	88	11	0	6	58	23	0	32	55	23	0	7	31	3	0	356	0	0	1	0
4:15 PM	17	83	14	0	4	72	19	0	31	67	22	0	4	26	8	1	367	0	0	1	0
4:30 PM	23	79	11	0	10	79	17	0	42	62	23	0	9	22	7	0	384	2	0	0	0
4:45 PM	33	118	6	0	10	100	29	0	30	68	31	0	7	36	4	1	472	0	2	0	0
5:00 PM	22	117	7	0	5	125	27	0	35	93	35	0	8	34	5	0	513	0	0	0	0
5:15 PM	40	130	9	0	8	130	30	0	36	99	42	0	4	47	10	0	585	0	1	0	0
5:30 PM	31	125	11	0	12	124	30	0	48	111	39	0	7	42	8	0	588	0	1	0	0
5:45 PM	31	121	9	0	9	112	17	0	35	102	40	3	5	42	8	0	531	0	0	0	0
Total Survey	216	861	78	0	64	800	192	0	289	657	255	3	51	280	53	2	3,796	2	4	2	0

Peak Hour Summary 5:00 PM to 6:00 PM

By Approach	Northbound NE 137th Ave				Southbound NE 137th Ave				Eastbound NE 76th St				Westbound NE 76th St				Total	Pedestrians Crosswalk			
	In	Out	Total	Bikes	In	Out	Total	Bikes	In	Out	Total	Bikes	In	Out	Total	Bikes		North	South	East	West
Volume	653	671	1,324	0	629	678	1,307	0	715	393	1,108	3	220	475	695	0	2,217	0	2	0	0
%HV	1.1%				2.1%				1.1%				2.3%				1.5%				
PHF	0.91				0.85				0.90				0.89				0.92				

By Movement	Northbound NE 137th Ave				Southbound NE 137th Ave				Eastbound NE 76th St				Westbound NE 76th St				Total
	L	T	R	Total	L	T	R	Total	L	T	R	Total	L	T	R	Total	
Volume	124	493	36	653	34	491	104	629	154	252	99	0	27	115	22	2	2,217
%HV	1.6%	1.0%	0.0%	1.1%	2.9%	2.2%	1.0%	2.1%	1.3%	1.0%	1.3%	1.1%	12.5%	1.2%	0.0%	2.3%	1.5%
PHF	0.78	0.89	0.82	0.91	0.71	0.85	0.87	0.85	0.80	0.91	0.91	0.90	0.75	0.84	0.78	0.89	0.92

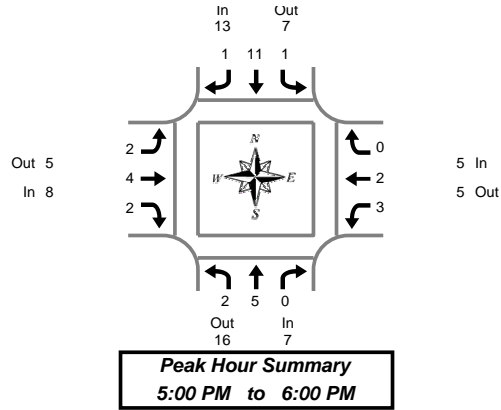
Rolling Hour Summary 4:00 PM to 6:00 PM

Interval Start Time	Northbound NE 137th Ave				Southbound NE 137th Ave				Eastbound NE 76th St				Westbound NE 76th St				Interval Total	Pedestrians Crosswalk			
	L	T	R	Bikes	L	T	R	Bikes	L	T	R	Bikes	L	T	R	Bikes		North	South	East	West
4:00 PM	92	368	42	0	30	309	88	0	135	252	99	0	27	115	22	2	1,579	2	2	2	0
4:15 PM	95	397	38	0	29	376	92	0	138	290	111	0	28	118	24	2	1,736	2	2	1	0
4:30 PM	118	444	33	0	33	434	103	0	143	322	131	0	28	139	26	1	1,954	2	3	0	0
4:45 PM	126	490	33	0	35	479	116	0	149	371	147	0	26	159	27	1	2,158	0	4	0	0
5:00 PM	124	493	36	0	34	491	104	0	154	405	156	3	24	165	31	0	2,217	0	2	0	0

Heavy Vehicle Summary



Clay Carney
(503) 833-2740



NE 137th Ave & NE 76th St

Wednesday, May 03, 2006

4:00 PM to 6:00 PM

Heavy Vehicle 5-Minute Interval Summary 4:00 PM to 6:00 PM

Interval Start Time	Northbound NE 137th Ave				Southbound NE 137th Ave				Eastbound NE 76th St				Westbound NE 76th St				Interval Total
	L	T	R	Total	L	T	R	Total	L	T	R	Total	L	T	R	Total	
4:00 PM	0	0	0	0	0	1	0	1	1	0	1	2	0	1	1	2	5
4:05 PM	0	1	0	1	0	1	0	1	0	0	0	0	0	0	0	0	0
4:10 PM	0	0	0	0	0	3	1	4	0	0	0	0	1	0	0	1	5
4:15 PM	0	1	0	1	0	3	0	3	0	0	1	1	0	0	0	0	5
4:20 PM	0	0	0	0	0	2	0	2	1	0	1	2	0	0	0	0	4
4:25 PM	0	0	0	0	0	2	0	2	0	0	0	0	0	0	0	0	2
4:30 PM	0	0	0	0	0	0	0	0	0	1	0	1	0	0	0	0	1
4:35 PM	0	0	0	0	0	1	0	1	0	0	0	0	0	0	0	0	1
4:40 PM	0	0	0	0	0	2	0	2	0	0	0	0	0	0	0	0	2
4:45 PM	0	1	0	1	0	0	0	0	0	1	0	1	0	0	0	0	2
4:50 PM	1	2	0	3	0	1	0	1	0	0	0	0	0	1	0	1	5
4:55 PM	0	0	0	0	0	0	0	0	0	0	0	0	0	0	0	0	0
5:00 PM	0	0	0	0	0	1	0	1	1	0	1	2	1	0	0	1	4
5:05 PM	0	1	0	1	0	1	0	1	0	0	0	0	0	0	0	0	2
5:10 PM	0	2	0	2	0	0	0	0	0	0	0	0	0	0	0	0	2
5:15 PM	0	0	0	0	0	2	0	2	0	1	0	1	0	1	0	1	4
5:20 PM	1	0	0	1	1	1	1	3	0	2	0	2	0	0	0	0	6
5:25 PM	0	0	0	0	0	2	0	2	1	0	0	1	0	0	0	0	3
5:30 PM	0	0	0	0	0	1	0	1	0	0	1	1	1	0	0	1	3
5:35 PM	0	1	0	1	0	0	0	0	0	0	0	0	1	1	0	2	3
5:40 PM	0	0	0	0	0	1	0	1	0	0	0	0	0	0	0	0	1
5:45 PM	0	1	0	1	0	1	0	1	0	1	0	1	0	0	0	0	3
5:50 PM	1	0	0	1	0	1	0	1	0	0	0	0	0	0	0	0	2
5:55 PM	0	0	0	0	0	0	0	0	0	0	0	0	0	0	0	0	0
Total Survey	3	10	0	13	1	27	2	30	4	6	5	15	4	4	1	9	67

Heavy Vehicle 15-Minute Interval Summary 4:00 PM to 6:00 PM

Interval Start Time	Northbound NE 137th Ave				Southbound NE 137th Ave				Eastbound NE 76th St				Westbound NE 76th St				Interval Total
	L	T	R	Total	L	T	R	Total	L	T	R	Total	L	T	R	Total	
4:00 PM	0	1	0	1	0	5	1	6	1	0	1	2	1	1	1	3	12
4:15 PM	0	1	0	1	0	7	0	7	1	0	2	3	0	0	0	0	11
4:30 PM	0	0	0	0	0	3	0	3	0	1	0	1	0	0	0	0	4
4:45 PM	1	3	0	4	0	1	0	1	0	1	0	1	0	1	0	1	7
5:00 PM	0	3	0	3	0	2	0	2	1	0	1	2	1	0	0	1	8
5:15 PM	1	0	0	1	1	5	1	7	1	3	0	4	0	1	0	1	13
5:30 PM	0	1	0	1	0	2	0	2	0	0	1	1	2	1	0	3	7
5:45 PM	1	1	0	2	0	2	0	2	0	1	0	1	0	0	0	0	5
Total Survey	3	10	0	13	1	27	2	30	4	6	5	15	4	4	1	9	67

Heavy Vehicle Peak Hour Summary 5:00 PM to 6:00 PM

By Approach	Northbound NE 137th Ave			Southbound NE 137th Ave			Eastbound NE 76th St			Westbound NE 76th St			Total
	In	Out	Total	In	Out	Total	In	Out	Total	In	Out	Total	
Volume	7	16	23	13	7	20	8	5	13	5	5	10	33
PHF	0.58			0.46			0.50			0.42			0.63

By Movement	Northbound NE 137th Ave				Southbound NE 137th Ave				Eastbound NE 76th St				Westbound NE 76th St				Total
	L	T	R	Total	L	T	R	Total	L	T	R	Total	L	T	R	Total	
Volume	2	5	0	7	1	11	1	13	2	4	2	8	3	2	0	5	33
PHF	0.50	0.42	0.00	0.58	0.25	0.55	0.25	0.46	0.50	0.33	0.50	0.50	0.38	0.50	0.00	0.42	0.63

Heavy Vehicle Rolling Hour Summary 4:00 PM to 6:00 PM

Interval Start Time	Northbound NE 137th Ave				Southbound NE 137th Ave				Eastbound NE 76th St				Westbound NE 76th St				Interval Total
	L	T	R	Total	L	T	R	Total	L	T	R	Total	L	T	R	Total	
4:00 PM	1	5	0	6	0	16	1	17	2	2	3	7	1	2	1	4	34
4:15 PM	1	7	0	8	0	13	0	13	2	2	3	7	1	1	0	2	30
4:30 PM	2	6	0	8	1	11	1	13	2	5	1	8	1	2	0	3	32
4:45 PM	2	7	0	9	1	10	1	12	2	4	2	8	3	3	0	6	35
5:00 PM	2	5	0	7	1	11	1	13	2	4	2	8	3	2	0	5	33

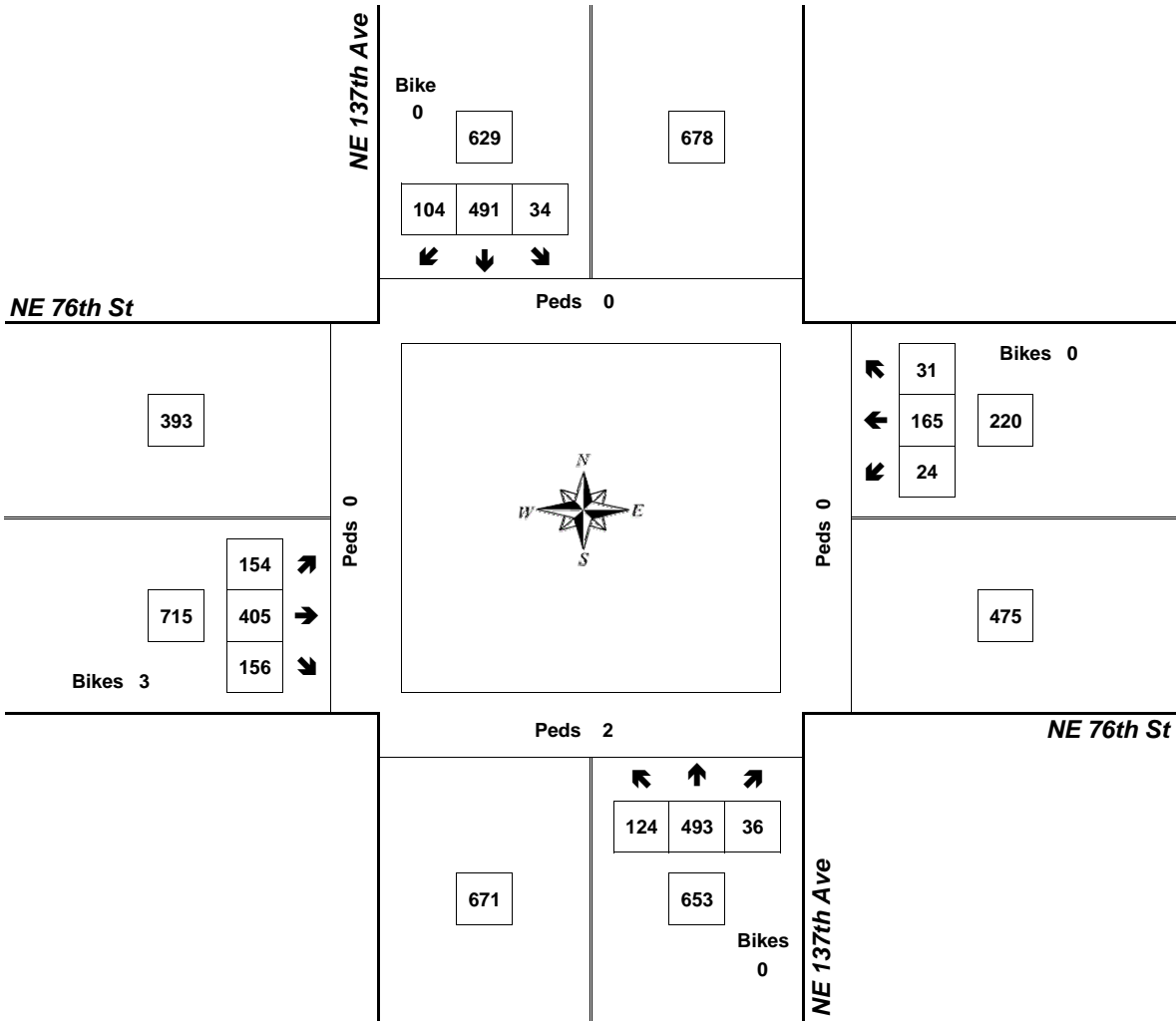
Peak Hour Summary



Clay Carney
(503) 833-2740

NE 137th Ave & NE 76th St

5:00 PM to 6:00 PM
Wednesday, May 03, 2006



Approach	PHF	HV%	Volume
EB	0.90	1.1%	715
WB	0.89	2.3%	220
NB	0.91	1.1%	653
SB	0.85	2.1%	629
Intersection	0.92	1.5%	2,217

Count Period: 4:00 PM to 6:00 PM