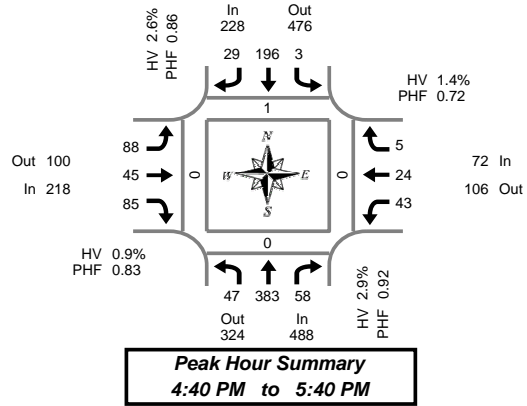


Total Vehicle Summary



Clay Carney
(503) 833-2740



NE Ward Rd & NE 76th St

Wednesday, March 08, 2006

4:00 PM to 6:00 PM

5-Minute Interval Summary 4:00 PM to 6:00 PM

Interval Start Time	Northbound NE Ward Rd				Southbound NE Ward Rd				Eastbound NE 76th St				Westbound NE 76th St				Interval Total	Pedestrians Crosswalk			
	L	T	R	Bikes	L	T	R	Bikes	L	T	R	Bikes	L	T	R	Bikes		North	South	East	West
4:00 PM	3	20	7	0	0	16	1	0	3	1	5	0	1	3	0	0	60	0	0	0	0
4:05 PM	7	17	2	0	0	11	4	0	7	4	5	0	2	0	0	0	59	0	0	0	0
4:10 PM	7	21	5	0	0	22	0	0	4	2	6	0	2	3	0	0	72	0	0	0	0
4:15 PM	8	30	2	0	0	10	1	0	5	4	9	0	3	2	0	0	74	0	0	0	0
4:20 PM	7	26	2	0	0	17	3	0	6	1	10	0	1	3	0	0	76	0	0	0	0
4:25 PM	2	36	4	0	0	19	4	0	9	5	5	0	1	2	0	0	87	0	0	0	1
4:30 PM	6	19	3	0	0	16	2	0	6	3	11	0	3	5	1	0	75	0	0	0	0
4:35 PM	7	30	2	0	0	18	0	0	3	2	8	0	1	0	0	0	71	0	0	0	0
4:40 PM	5	33	2	0	0	15	1	0	5	5	4	0	2	3	0	0	75	1	0	0	0
4:45 PM	8	39	5	0	2	17	3	0	7	2	8	0	1	3	0	0	95	0	0	0	0
4:50 PM	2	34	1	0	0	18	1	0	9	3	6	0	4	1	1	0	80	0	0	0	0
4:55 PM	3	27	3	0	0	19	2	0	9	4	6	0	3	1	0	0	77	0	0	0	0
5:00 PM	5	34	5	0	0	16	3	0	9	6	4	0	2	0	1	0	85	0	0	0	0
5:05 PM	3	31	5	0	0	15	1	0	9	6	10	0	8	3	1	0	92	0	0	0	0
5:10 PM	0	28	6	0	0	20	4	0	9	3	10	0	2	1	0	0	83	0	0	0	0
5:15 PM	5	30	2	0	0	12	2	0	4	4	8	0	7	3	0	0	77	0	0	0	0
5:20 PM	1	30	8	0	1	10	0	0	10	4	5	0	3	6	1	0	79	0	0	0	0
5:25 PM	8	24	2	0	0	18	3	0	8	5	7	0	4	0	0	0	79	0	0	0	0
5:30 PM	4	38	13	0	0	21	4	0	4	2	9	0	2	1	0	0	98	0	0	0	0
5:35 PM	3	35	6	0	0	15	5	0	5	1	8	0	5	2	1	0	86	0	0	0	0
5:40 PM	3	31	7	0	1	12	3	0	6	4	2	0	0	2	0	0	71	0	0	0	0
5:45 PM	5	27	16	0	0	21	4	0	6	2	6	0	2	3	0	0	92	0	0	0	0
5:50 PM	6	18	8	0	1	14	1	0	4	1	4	0	0	2	0	0	59	0	0	0	0
5:55 PM	2	26	7	0	0	14	3	0	4	5	11	0	1	4	0	0	77	0	1	1	0
Total Survey	110	684	123	0	5	386	55	0	151	79	167	0	60	53	6	0	1,879	1	1	1	1

15-Minute Interval Summary 4:00 PM to 6:00 PM

Interval Start Time	Northbound NE Ward Rd				Southbound NE Ward Rd				Eastbound NE 76th St				Westbound NE 76th St				Interval Total	Pedestrians Crosswalk			
	L	T	R	Bikes	L	T	R	Bikes	L	T	R	Bikes	L	T	R	Bikes		North	South	East	West
4:00 PM	17	58	14	0	0	49	5	0	14	7	16	0	5	6	0	0	191	0	0	0	0
4:15 PM	17	92	8	0	0	46	8	0	20	10	24	0	5	7	0	0	237	0	0	0	1
4:30 PM	18	82	7	0	0	49	3	0	14	10	23	0	6	8	1	0	221	1	0	0	0
4:45 PM	13	100	9	0	2	54	6	0	25	9	20	0	8	5	1	0	252	0	0	0	0
5:00 PM	8	93	16	0	0	51	8	0	27	15	24	0	12	4	2	0	260	0	0	0	0
5:15 PM	14	84	12	0	1	40	5	0	22	13	20	0	14	9	1	0	235	0	0	0	0
5:30 PM	10	104	26	0	1	48	12	0	15	7	19	0	7	5	1	0	255	0	0	0	0
5:45 PM	13	71	31	0	1	49	8	0	14	8	21	0	3	9	0	0	228	0	1	1	0
Total Survey	110	684	123	0	5	386	55	0	151	79	167	0	60	53	6	0	1,879	1	1	1	1

Peak Hour Summary 4:40 PM to 5:40 PM

By Approach	Northbound NE Ward Rd				Southbound NE Ward Rd				Eastbound NE 76th St				Westbound NE 76th St				Total	Pedestrians Crosswalk			
	In	Out	Total	Bikes	In	Out	Total	Bikes	In	Out	Total	Bikes	In	Out	Total	Bikes		North	South	East	West
Volume	488	324	812	0	228	476	704	0	218	100	318	0	72	106	178	0	1,006	1	0	0	0
%HV	2.9%				2.6%				0.9%				1.4%				2.3%				
PHF	0.92				0.86				0.83				0.72				0.96				

By Movement	Northbound NE Ward Rd				Southbound NE Ward Rd				Eastbound NE 76th St				Westbound NE 76th St				Total
	L	T	R	Total	L	T	R	Total	L	T	R	Total	L	T	R	Total	
Volume	47	383	58	488	3	196	29	228	88	45	85	218	43	24	5	72	1,006
%HV	10.6%	2.3%	0.0%	2.9%	33.3%	2.0%	3.4%	2.6%	1.1%	0.0%	1.2%	0.9%	0.0%	0.0%	20.0%	1.4%	2.3%
PHF	0.78	0.90	0.63	0.92	0.38	0.91	0.60	0.86	0.81	0.70	0.76	0.83	0.63	0.60	0.63	0.72	0.96

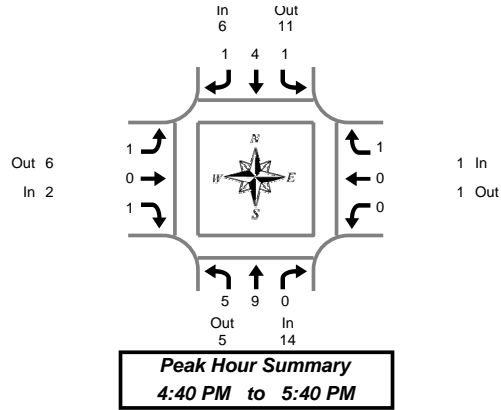
Rolling Hour Summary 4:00 PM to 6:00 PM

Interval Start Time	Northbound NE Ward Rd				Southbound NE Ward Rd				Eastbound NE 76th St				Westbound NE 76th St				Interval Total	Pedestrians Crosswalk			
	L	T	R	Bikes	L	T	R	Bikes	L	T	R	Bikes	L	T	R	Bikes		North	South	East	West
4:00 PM	65	332	38	0	2	198	22	0	73	36	83	0	24	26	2	0	901	1	0	0	1
4:15 PM	56	367	40	0	2	200	25	0	86	44	91	0	31	24	4	0	970	1	0	0	1
4:30 PM	53	359	44	0	3	194	22	0	88	47	87	0	40	26	5	0	968	1	0	0	0
4:45 PM	45	381	63	0	4	193	31	0	89	44	83	0	41	23	5	0	1,002	0	0	0	0
5:00 PM	45	352	85	0	3	188	33	0	78	43	84	0	36	27	4	0	978	0	1	1	0

Heavy Vehicle Summary



Clay Carney
(503) 833-2740



NE Ward Rd & NE 76th St

Wednesday, March 08, 2006

4:00 PM to 6:00 PM

Heavy Vehicle 5-Minute Interval Summary

4:00 PM to 6:00 PM

Interval Start Time	Northbound NE Ward Rd				Southbound NE Ward Rd				Eastbound NE 76th St				Westbound NE 76th St				Interval Total	
	L	T	R	Total	L	T	R	Total	L	T	R	Total	L	T	R	Total		
4:00 PM	0	0	0	0	0	1	0	1	0	0	0	0	0	0	0	0	0	1
4:05 PM	1	1	0	2	0	3	0	3	0	0	0	0	0	0	0	0	0	5
4:10 PM	0	1	0	1	0	0	0	0	0	0	0	0	0	0	0	0	0	1
4:15 PM	0	1	0	1	0	1	0	1	0	1	0	1	0	0	0	0	0	3
4:20 PM	0	1	0	1	0	0	1	1	1	0	1	2	0	0	0	0	0	4
4:25 PM	0	2	0	2	0	1	2	3	0	0	0	0	0	0	0	0	0	5
4:30 PM	1	1	0	2	0	0	0	0	0	0	1	1	0	1	0	1	0	4
4:35 PM	0	0	0	0	0	0	0	0	0	0	0	0	0	0	0	0	0	0
4:40 PM	1	0	0	1	0	0	0	0	0	0	0	0	0	0	0	0	0	1
4:45 PM	0	1	0	1	1	2	0	3	0	0	0	0	0	0	0	0	0	4
4:50 PM	0	0	0	0	0	0	0	0	0	0	0	0	0	0	0	0	0	0
4:55 PM	0	0	0	0	0	0	0	0	0	0	0	0	0	0	0	0	0	0
5:00 PM	0	3	0	3	0	0	0	0	0	0	0	0	0	0	0	0	0	3
5:05 PM	1	0	0	1	0	0	0	0	0	0	0	0	0	0	0	0	0	1
5:10 PM	0	2	0	2	0	0	1	1	1	0	0	1	0	0	0	0	0	4
5:15 PM	0	2	0	2	0	1	0	1	0	0	0	0	0	0	0	0	0	3
5:20 PM	0	1	0	1	0	0	0	0	0	0	0	0	0	0	0	0	0	1
5:25 PM	1	0	0	1	0	1	0	1	0	0	0	0	0	0	0	0	0	2
5:30 PM	1	0	0	1	0	0	0	0	0	0	1	1	0	0	0	0	0	2
5:35 PM	1	0	0	1	0	0	0	0	0	0	0	0	0	0	1	1	0	2
5:40 PM	0	2	0	2	0	2	0	2	0	0	0	0	0	0	0	0	0	4
5:45 PM	0	0	0	0	0	1	0	1	1	0	0	1	0	0	0	0	0	2
5:50 PM	0	0	0	0	0	2	0	2	0	0	0	0	0	0	0	0	0	2
5:55 PM	1	1	0	2	0	1	0	1	0	0	0	0	0	0	0	0	0	3
Total Survey	8	19	0	27	1	16	4	21	3	1	3	7	0	1	1	2	0	57

Heavy Vehicle 15-Minute Interval Summary

4:00 PM to 6:00 PM

Interval Start Time	Northbound NE Ward Rd				Southbound NE Ward Rd				Eastbound NE 76th St				Westbound NE 76th St				Interval Total	
	L	T	R	Total	L	T	R	Total	L	T	R	Total	L	T	R	Total		
4:00 PM	1	2	0	3	0	4	0	4	0	0	0	0	0	0	0	0	0	7
4:15 PM	0	4	0	4	0	2	3	5	1	1	1	3	0	0	0	0	0	12
4:30 PM	2	1	0	3	0	0	0	0	0	0	1	1	0	1	0	0	1	5
4:45 PM	0	1	0	1	1	2	0	3	0	0	0	0	0	0	0	0	0	4
5:00 PM	1	5	0	6	0	0	1	1	1	0	0	1	0	0	0	0	0	8
5:15 PM	1	3	0	4	0	2	0	2	0	0	0	0	0	0	0	0	0	6
5:30 PM	2	2	0	4	0	2	0	2	0	0	1	1	0	0	1	1	0	8
5:45 PM	1	1	0	2	0	4	0	4	1	0	0	1	0	0	0	0	0	7
Total Survey	8	19	0	27	1	16	4	21	3	1	3	7	0	1	1	2	0	57

Heavy Vehicle Peak Hour Summary

4:40 PM to 5:40 PM

By Approach	Northbound NE Ward Rd			Southbound NE Ward Rd			Eastbound NE 76th St			Westbound NE 76th St			Total
	In	Out	Total	In	Out	Total	In	Out	Total	In	Out	Total	
Volume	14	5	19	6	11	17	2	6	8	1	1	2	23
PHF	0.58			0.50			0.50			0.25			0.72

By Movement	Northbound NE Ward Rd				Southbound NE Ward Rd				Eastbound NE 76th St				Westbound NE 76th St				Total
	L	T	R	Total	L	T	R	Total	L	T	R	Total	L	T	R	Total	
Volume	5	9	0	14	1	4	1	6	1	0	1	2	0	0	1	1	23
PHF	0.42	0.45	0.00	0.58	0.25	0.50	0.25	0.50	0.25	0.00	0.25	0.50	0.00	0.00	0.25	0.25	0.72

Heavy Vehicle Rolling Hour Summary

4:00 PM to 6:00 PM

Interval Start Time	Northbound NE Ward Rd				Southbound NE Ward Rd				Eastbound NE 76th St				Westbound NE 76th St				Interval Total
	L	T	R	Total	L	T	R	Total	L	T	R	Total	L	T	R	Total	
4:00 PM	3	8	0	11	1	8	3	12	1	1	2	4	0	1	0	1	28
4:15 PM	3	11	0	14	1	4	4	9	2	1	2	5	0	1	0	1	29
4:30 PM	4	10	0	14	1	4	1	6	1	0	1	2	0	1	0	1	23
4:45 PM	4	11	0	15	1	6	1	8	1	0	1	2	0	0	1	1	26
5:00 PM	5	11	0	16	0	8	1	9	2	0	1	3	0	0	1	1	29

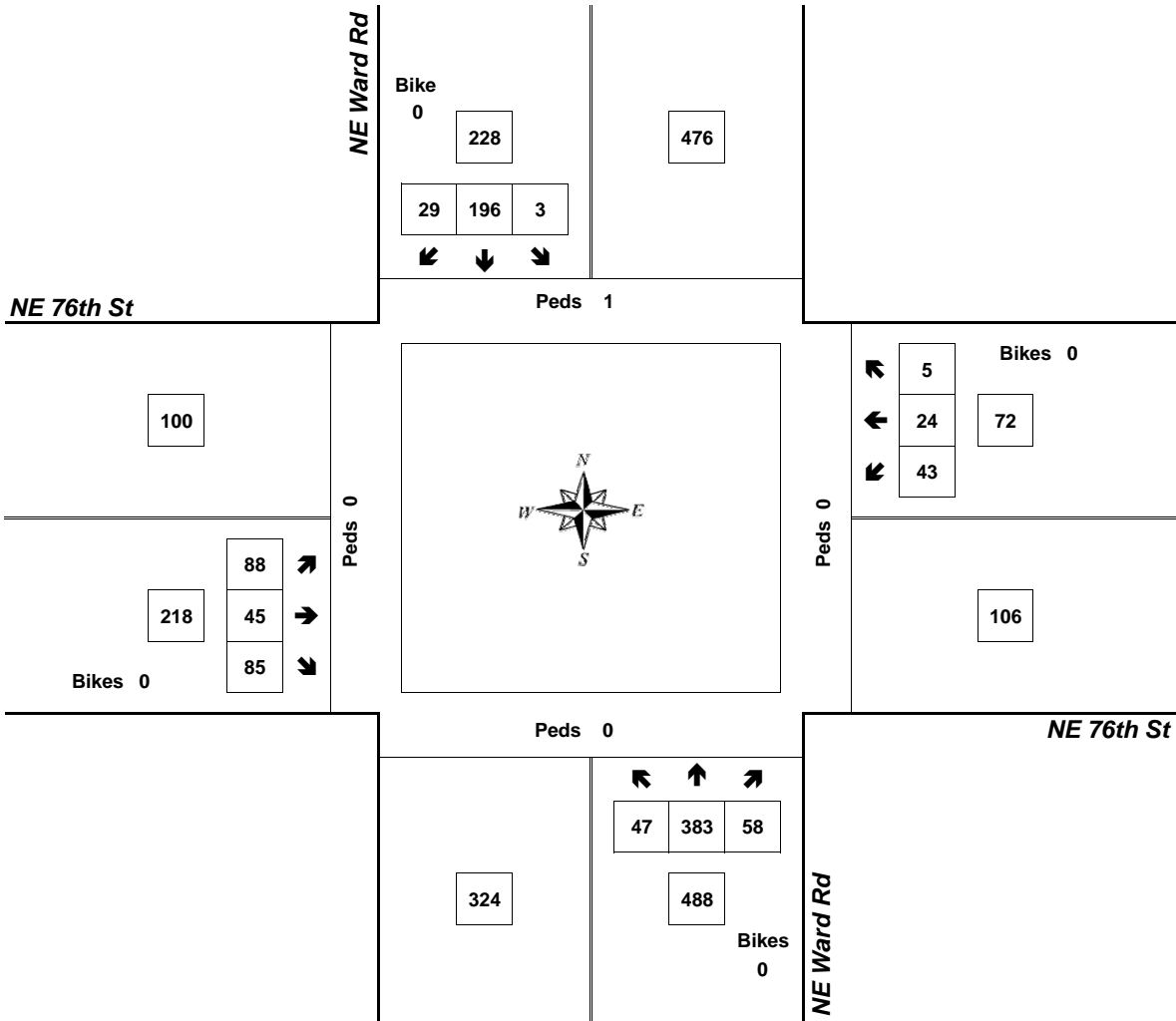
Peak Hour Summary



Clay Carney
(503) 833-2740

NE Ward Rd & NE 76th St

4:40 PM to 5:40 PM
Wednesday, March 08, 2006



Approach	PHF	HV%	Volume
EB	0.83	0.9%	218
WB	0.72	1.4%	72
NB	0.92	2.9%	488
SB	0.86	2.6%	228
Intersection	0.96	2.3%	1,006

Count Period: 4:00 PM to 6:00 PM