

Type of report: Tube Count - Speed Data

LOCATION: SC01835 - NE 99th St E of NE 25th Ave														QC JOB #: 155490160			
SPECIFIC LOCATION:														DIRECTION: EB			
CITY/STATE: Salmon Creek, WA														DATE: Nov 2 2021			
Start Time	1 15	16 20	21 25	26 30	31 35	36 40	41 45	46 50	51 55	56 60	61 65	66 70	71 75	76 999	Total	Pace Speed	Number in Pace
12:00 AM	2	1	0	0	4	9	8	1	0	0	0	0	0	0	25	36-45	17
01:00 AM	0	0	1	1	6	4	4	0	1	0	1	0	0	0	18	31-40	10
02:00 AM	0	0	0	2	1	3	3	2	0	0	0	0	0	0	11	36-45	6
03:00 AM	0	0	0	0	4	4	5	1	1	0	0	0	0	0	15	36-45	9
04:00 AM	1	0	0	2	3	5	5	3	1	0	0	0	0	0	20	36-45	10
05:00 AM	1	0	0	2	8	15	5	3	0	1	0	0	0	0	35	31-40	23
06:00 AM	2	0	0	8	29	32	22	4	1	0	0	0	0	0	98	31-40	61
07:00 AM	19	3	8	18	60	60	19	3	1	0	0	0	0	0	191	31-40	120
08:00 AM	37	0	21	81	100	45	13	2	0	0	0	0	0	0	299	26-35	181
09:00 AM	23	1	3	42	122	51	22	2	1	0	0	0	0	0	267	31-40	173
10:00 AM	10	0	2	31	67	96	29	5	0	0	0	0	0	0	240	31-40	163
11:00 AM	17	0	8	30	66	75	57	10	0	0	1	0	0	0	264	31-40	141
12:00 PM	19	11	24	50	101	67	36	5	0	0	0	0	0	0	313	31-40	168
01:00 PM	29	3	9	41	117	93	42	7	2	0	0	0	0	0	343	31-40	210
02:00 PM	39	7	22	64	112	99	31	3	1	0	0	0	0	0	378	31-40	211
03:00 PM	57	0	16	117	165	92	28	4	1	0	0	0	0	0	480	26-35	282
04:00 PM	49	8	39	148	166	59	23	5	1	0	0	0	0	0	498	26-35	314
05:00 PM	36	4	27	84	205	117	27	7	2	0	0	0	0	0	509	31-40	322
06:00 PM	18	5	5	46	138	96	35	6	1	1	0	0	0	0	351	31-40	234
07:00 PM	7	0	6	35	97	112	46	6	2	0	0	0	0	0	311	31-40	209
08:00 PM	9	4	2	26	64	70	66	6	2	0	0	0	0	0	249	36-45	136
09:00 PM	0	0	3	14	39	44	23	17	2	0	0	0	0	0	142	31-40	83
10:00 PM	0	0	2	5	9	33	34	5	1	0	0	0	0	0	89	36-45	67
11:00 PM	2	0	3	2	5	28	13	6	2	1	1	0	0	0	63	36-45	41
<b>Day Total</b>	377	47	201	849	1688	1309	596	113	23	3	3	0	0	0	5209	31-40	2997
<b>Percent</b>	7.2%	0.9%	3.9%	16.3%	32.4%	25.1%	11.4%	2.2%	0.4%	0.1%	0.1%	0%	0%	0%			
<b>AM Peak Volume</b>	8:00 AM	7:00 AM	8:00 AM	8:00 AM	9:00 AM	10:00 AM	11:00 AM	11:00 AM	1:00 AM	5:00 AM	1:00 AM	12:00 AM	12:00 AM	12:00 AM	8:00 AM		
	37	3	21	81	122	96	57	10	1	1	1	0	0	0	299		
<b>PM Peak Volume</b>	3:00 PM	12:00 PM	4:00 PM	4:00 PM	5:00 PM	5:00 PM	8:00 PM	9:00 PM	1:00 PM	6:00 PM	11:00 PM	12:00 PM	12:00 PM	12:00 PM	5:00 PM		
	57	11	39	148	205	117	66	17	2	1	1	0	0	0	509		

Report generated on 11/11/2021 3:48 PM

SOURCE: Quality Counts, LLC (<http://www.qualitycounts.net>)

**SUMMARY - Tube Count - Speed Data**

<b>LOCATION:</b> SC01835 - NE 99th St E of NE 25th Ave														<b>QC JOB #:</b> 155490160			
<b>SPECIFIC LOCATION:</b>														<b>DIRECTION:</b> EB			
<b>CITY/STATE:</b> Salmon Creek, WA														<b>DATE:</b> Nov 2 2021			
Speed Range	1 15	16 20	21 25	26 30	31 35	36 40	41 45	46 50	51 55	56 60	61 65	66 70	71 75	76 999	Total	Pace Speed	Number in Pace
<b>Grand Total</b>	377	47	201	849	1688	1309	596	113	23	3	3	0	0	0	5209	31-40	2997
<b>Percent</b>	7.2%	0.9%	3.9%	16.3%	32.4%	25.1%	11.4%	2.2%	0.4%	0.1%	0.1%	0%	0%	0%			
<b>Cumulative Percent</b>	7.2%	8.1%	12%	28.3%	60.7%	85.8%	97.3%	99.4%	99.9%	99.9%	100%	100%	100%	100%			
<b>ADT 5209</b>															<b>85th Percentile:</b> 40 MPH <b>Mean Speed(Average):</b> 33 MPH <b>Median:</b> 34 MPH <b>Mode:</b> 33 MPH		
<i>Comments:</i>																	



**LOCATION:** SC01835 - NE 99th St E of NE 25th Ave

**QC JOB #:** 155490160


**SPECIFIC LOCATION:**

**DIRECTION:** EB

**CITY/STATE:** Salmon Creek, WA

**DATE:** Nov 2 2021

Start Time	Motorcycles	Cars & Trailer	2 Axle Long	Buses	2 Axle 6 Tire	3 Axle Single	4 Axle Single	<5 Axle Double	5 Axle Double	>6 Axle Double	<6 Axle Multi	6 Axle Multi	>6 Axle Multi	Not Classified	Total
12:00 AM	1	17	3	0	2	0	0	0	0	0	0	0	0	2	25
01:00 AM	0	15	3	0	0	0	0	0	0	0	0	0	0	0	18
02:00 AM	0	6	3	1	1	0	0	0	0	0	0	0	0	0	11
03:00 AM	0	13	1	0	1	0	0	0	0	0	0	0	0	0	15
04:00 AM	0	11	5	0	3	0	0	0	0	0	0	0	0	1	20
05:00 AM	0	24	5	0	4	1	0	0	0	0	0	0	0	1	35
06:00 AM	2	58	25	1	10	0	0	1	0	0	0	0	0	1	98
07:00 AM	3	116	36	1	14	1	0	0	0	0	0	0	0	20	191
08:00 AM	1	169	57	3	23	5	0	1	1	0	0	0	0	39	299
09:00 AM	3	166	51	0	19	0	0	4	0	1	0	0	0	23	267
10:00 AM	2	163	41	1	20	0	0	5	0	0	0	0	0	8	240
11:00 AM	5	151	59	0	29	2	0	1	0	1	0	0	0	16	264
12:00 PM	6	203	47	3	28	1	0	3	0	0	0	0	1	21	313
01:00 PM	4	211	62	0	31	4	0	1	1	1	0	0	0	28	343
02:00 PM	5	225	71	2	29	2	0	2	2	1	0	0	0	39	378
03:00 PM	6	272	102	5	32	2	1	3	0	2	0	0	0	55	480
04:00 PM	6	317	84	3	30	2	0	3	1	0	0	0	0	52	498
05:00 PM	6	345	89	0	30	3	0	1	1	0	0	0	0	34	509
06:00 PM	6	237	71	0	18	0	0	2	0	0	0	0	0	17	351
07:00 PM	2	237	53	0	10	0	0	2	0	0	0	0	0	7	311
08:00 PM	5	174	48	0	12	0	0	0	0	0	0	0	0	10	249
09:00 PM	0	112	27	0	3	0	0	0	0	0	0	0	0	0	142
10:00 PM	0	71	13	0	5	0	0	0	0	0	0	0	0	0	89
11:00 PM	1	51	8	0	1	0	0	0	0	0	0	0	0	2	63
<b>Day Total</b>	64	3364	964	20	355	23	1	29	6	6	0	0	1	376	5209
<b>Percent</b>	1.2%	64.6%	18.5%	0.4%	6.8%	0.4%	0%	0.6%	0.1%	0.1%	0%	0%	0%	7.2%	




<b>AM Peak</b>	11:00 AM	8:00 AM	11:00 AM	8:00 AM	11:00 AM	8:00 AM	12:00 AM	10:00 AM	8:00 AM	9:00 AM	12:00 AM	12:00 AM	12:00 AM	8:00 AM	8:00 AM
<b>Volume</b>	5	169	59	3	29	5	0	5	1	1	0	0	0	39	299
<b>PM Peak</b>	12:00 PM	5:00 PM	3:00 PM	3:00 PM	3:00 PM	1:00 PM	3:00 PM	12:00 PM	2:00 PM	3:00 PM	12:00 PM	12:00 PM	12:00 PM	3:00 PM	5:00 PM
<b>Volume</b>	6	345	102	5	32	4	1	3	2	2	0	0	1	55	509

**Comments:**

**LOCATION:** SC01835 - NE 99th St E of NE 25th Ave **QC JOB #:** 155490160  
**SPECIFIC LOCATION:** **DIRECTION:** EB  
**CITY/STATE:** Salmon Creek, WA **DATE:** Nov 2 2021

	Motorcycles	Cars & Trailer	2 Axle Long	Buses	2 Axle 6 Tire	3 Axle Single	4 Axle Single	<5 Axle Double	5 Axle Double	>6 Axle Double	<6 Axle Multi	6 Axle Multi	>6 Axle Multi	Not Classified	Total
<b>Grand Total</b>	64	3364	964	20	355	23	1	29	6	6	0	0	1	376	5209
<b>Percent</b>	1.2%	64.6%	18.5%	0.4%	6.8%	0.4%	0%	0.6%	0.1%	0.1%	0%	0%	0%	7.2%	
<b>ADT 5209</b>															

*Comments:*



Type of report: Tube Count - Volume Data

<b>LOCATION:</b> SC01835 - NE 99th St E of NE 25th Ave <span style="float: right;"><b>QC JOB #:</b> 155490160</span> <b>SPECIFIC LOCATION:</b> <span style="float: right;"><b>DIRECTION:</b> EB</span> <b>CITY/STATE:</b> Salmon Creek, WA <span style="float: right;"><b>DATE:</b> Nov 2 2021 - Nov 2 2021</span>										
Start Time	Mon	Tue	Wed	Thu	Fri	Average Weekday	Sat	Sun	Average Week	Average Week Profile
		2 Nov 21				Hourly Traffic			Hourly Traffic	
12:00 AM		25				25			25	
01:00 AM		18				18			18	
02:00 AM		11				11			11	
03:00 AM		15				15			15	
04:00 AM		20				20			20	
05:00 AM		35				35			35	
06:00 AM		98				98			98	
07:00 AM		191				191			191	
08:00 AM		299				299			299	
09:00 AM		267				267			267	
10:00 AM		240				240			240	
11:00 AM		264				264			264	
12:00 PM		313				313			313	
01:00 PM		343				343			343	
02:00 PM		378				378			378	
03:00 PM		480				480			480	
04:00 PM		498				498			498	
05:00 PM		509				509			509	
06:00 PM		351				351			351	
07:00 PM		311				311			311	
08:00 PM		249				249			249	
09:00 PM		142				142			142	
10:00 PM		89				89			89	
11:00 PM		63				63			63	
<b>Day Total</b>		5209				5209			5209	
% Weekday Average		100%								
% Week Average		100%				100%				
AM Peak Volume		8:00 AM 299				8:00 AM 299			8:00 AM 299	
PM Peak Volume		5:00 PM 509				5:00 PM 509			5:00 PM 509	

Comments:

Type of report: Tube Count - Speed Data

**LOCATION:** SC01835 - NE 99th St E of NE 25th Ave **QC JOB #:** 155490160  
**SPECIFIC LOCATION:** **DIRECTION:** WB  
**CITY/STATE:** Salmon Creek, WA **DATE:** Nov 2 2021

Start Time	1 15	16 20	21 25	26 30	31 35	36 40	41 45	46 50	51 55	56 60	61 65	66 70	71 75	76 999	Total	Pace Speed	Number in Pace
12:00 AM	1	1	0	0	1	7	2	0	0	0	0	0	0	0	12	36-45	9
01:00 AM	0	0	0	0	2	5	3	0	0	0	0	0	0	0	10	36-45	8
02:00 AM	0	0	0	2	3	2	2	0	0	0	0	0	0	0	9	28-37	5
03:00 AM	1	0	1	0	2	9	7	1	0	1	0	0	0	0	22	36-45	16
04:00 AM	0	0	0	2	8	22	11	3	3	0	0	0	0	0	49	36-45	33
05:00 AM	4	0	6	11	35	52	32	9	3	0	0	0	0	0	152	31-40	87
06:00 AM	4	4	13	34	66	95	26	2	2	0	0	0	0	0	246	31-40	161
07:00 AM	30	11	55	85	132	57	22	1	1	0	0	0	0	0	394	26-35	217
08:00 AM	58	31	65	116	99	53	5	0	0	0	0	0	0	0	427	26-35	215
09:00 AM	42	12	49	110	107	83	12	1	0	0	0	0	0	0	416	26-35	217
10:00 AM	17	6	20	56	97	78	17	3	0	0	0	0	0	0	294	31-40	175
11:00 AM	26	6	24	47	104	94	26	3	0	0	0	0	0	0	330	31-40	198
12:00 PM	19	10	39	56	90	57	17	5	0	0	0	0	0	0	293	31-40	147
01:00 PM	24	0	25	64	76	78	29	5	2	1	0	0	0	0	304	31-40	154
02:00 PM	46	5	37	69	88	71	8	0	0	0	0	0	0	0	324	31-40	159
03:00 PM	87	27	56	84	114	34	12	2	0	1	0	0	0	0	417	26-35	198
04:00 PM	63	21	78	94	106	75	8	0	0	0	0	0	0	0	445	26-35	200
05:00 PM	46	17	36	68	92	72	16	1	1	0	0	0	0	0	349	31-40	164
06:00 PM	22	7	28	54	79	68	15	1	0	0	0	0	0	0	274	31-40	147
07:00 PM	6	1	9	31	58	67	17	5	0	0	0	0	0	0	194	31-40	125
08:00 PM	7	1	4	19	46	36	10	3	0	0	0	0	0	0	126	31-40	82
09:00 PM	2	0	4	6	16	27	20	2	1	1	0	0	0	0	79	36-45	47
10:00 PM	0	0	1	5	16	21	10	2	0	1	0	0	0	0	56	31-40	37
11:00 PM	0	0	0	1	4	15	2	1	0	0	0	0	0	0	23	31-40	19
<b>Day Total</b>	505	160	550	1014	1441	1178	329	50	13	5	0	0	0	0	5245	31-40	2619
<b>Percent</b>	9.6%	3.1%	10.5%	19.3%	27.5%	22.5%	6.3%	1%	0.2%	0.1%	0%	0%	0%	0%			
<b>AM Peak Volume</b>	8:00 AM 58	8:00 AM 31	8:00 AM 65	8:00 AM 116	7:00 AM 132	6:00 AM 95	5:00 AM 32	5:00 AM 9	4:00 AM 3	3:00 AM 1	12:00 AM 0	12:00 AM 0	12:00 AM 0	12:00 AM 0	8:00 AM 427		
<b>PM Peak Volume</b>	3:00 PM 87	3:00 PM 27	4:00 PM 78	4:00 PM 94	3:00 PM 114	1:00 PM 78	1:00 PM 29	12:00 PM 5	1:00 PM 2	1:00 PM 1	12:00 PM 0	12:00 PM 0	12:00 PM 0	12:00 PM 0	4:00 PM 445		

Comments:

<b>LOCATION:</b> SC01835 - NE 99th St E of NE 25th Ave														<b>QC JOB #:</b> 155490160			
<b>SPECIFIC LOCATION:</b>														<b>DIRECTION:</b> WB			
<b>CITY/STATE:</b> Salmon Creek, WA														<b>DATE:</b> Nov 2 2021			
Speed Range	1 15	16 20	21 25	26 30	31 35	36 40	41 45	46 50	51 55	56 60	61 65	66 70	71 75	76 999	Total	Pace Speed	Number in Pace
<b>Grand Total</b>	505	160	550	1014	1441	1178	329	50	13	5	0	0	0	0	5245	31-40	2619
<b>Percent</b>	9.6%	3.1%	10.5%	19.3%	27.5%	22.5%	6.3%	1%	0.2%	0.1%	0%	0%	0%	0%			
<b>Cumulative Percent</b>	9.6%	12.7%	23.2%	42.5%	70%	92.4%	98.7%	99.7%	99.9%	100%	100%	100%	100%	100%			
<b>ADT</b> 5245															<b>85th Percentile:</b> 39 MPH <b>Mean Speed(Average):</b> 31 MPH <b>Median:</b> 32 MPH <b>Mode:</b> 33 MPH		
<i>Comments:</i>																	



**LOCATION:** SC01835 - NE 99th St E of NE 25th Ave

**QC JOB #:** 155490160

**SPECIFIC LOCATION:**

**DIRECTION:** WB

**CITY/STATE:** Salmon Creek, WA

**DATE:** Nov 2 2021

Start Time	Motorcycles	Cars & Trailer	2 Axle Long	Buses	2 Axle 6 Tire	3 Axle Single	4 Axle Single	<5 Axle Double	5 Axle Double	>6 Axle Double	<6 Axle Multi	6 Axle Multi	>6 Axle Multi	Not Classified	Total
12:00 AM	0	9	1	0	1	0	0	0	0	0	0	0	0	1	12
01:00 AM	0	8	2	0	0	0	0	0	0	0	0	0	0	0	10
02:00 AM	1	7	0	0	0	1	0	0	0	0	0	0	0	0	9
03:00 AM	0	15	4	0	2	0	0	0	0	0	0	0	0	1	22
04:00 AM	0	32	14	0	3	0	0	0	0	0	0	0	0	0	49
05:00 AM	0	99	35	1	11	0	0	2	0	0	0	0	0	4	152
06:00 AM	1	147	65	1	27	1	0	0	0	0	0	0	0	4	246
07:00 AM	0	288	53	1	22	1	0	3	0	0	0	0	1	25	394
08:00 AM	3	291	48	5	22	2	0	4	0	0	0	0	0	52	427
09:00 AM	3	292	54	1	25	4	0	0	0	0	0	0	0	37	416
10:00 AM	1	223	34	1	16	1	1	1	1	0	0	0	0	15	294
11:00 AM	3	224	53	0	22	2	0	3	1	0	0	0	0	22	330
12:00 PM	0	204	42	3	22	3	0	0	0	0	0	0	0	19	293
01:00 PM	1	218	37	3	16	1	1	3	0	0	0	0	0	24	304
02:00 PM	0	226	38	2	11	1	0	1	0	0	0	0	0	45	324
03:00 PM	5	288	45	1	13	2	0	0	0	0	0	0	0	63	417
04:00 PM	3	315	59	1	12	1	0	0	0	0	0	0	0	54	445
05:00 PM	0	256	37	0	13	1	0	0	0	0	0	0	0	42	349
06:00 PM	1	207	36	0	8	2	0	0	0	0	0	0	0	20	274
07:00 PM	1	158	21	1	6	0	0	0	1	0	0	0	0	6	194
08:00 PM	0	106	9	0	4	0	0	0	0	0	0	0	0	7	126
09:00 PM	1	68	5	0	2	1	0	0	0	0	0	0	0	2	79
10:00 PM	0	49	6	0	1	0	0	0	0	0	0	0	0	0	56
11:00 PM	0	20	2	0	1	0	0	0	0	0	0	0	0	0	23
<b>Day Total</b>	24	3750	700	21	260	24	2	17	3	0	0	0	1	443	5245
<b>Percent</b>	0.5%	71.5%	13.3%	0.4%	5%	0.5%	0%	0.3%	0.1%	0%	0%	0%	0%	8.4%	
<b>ADT</b> 5245															
<b>AM Peak</b> Volume	8:00 AM 3	9:00 AM 292	6:00 AM 65	8:00 AM 5	6:00 AM 27	9:00 AM 4	10:00 AM 1	8:00 AM 4	10:00 AM 1	12:00 AM 0	12:00 AM 0	12:00 AM 0	7:00 AM 1	8:00 AM 52	8:00 AM 427
<b>PM Peak</b> Volume	3:00 PM 5	4:00 PM 315	4:00 PM 59	12:00 PM 3	12:00 PM 22	12:00 PM 3	1:00 PM 1	1:00 PM 3	7:00 PM 1	12:00 PM 0	12:00 PM 0	12:00 PM 0	12:00 PM 0	3:00 PM 63	4:00 PM 445

**Comments:**



**LOCATION:** SC01835 - NE 99th St E of NE 25th Ave **QC JOB #:** 155490160  
**SPECIFIC LOCATION:** **DIRECTION:** WB  
**CITY/STATE:** Salmon Creek, WA **DATE:** Nov 2 2021

	Motorcycles	Cars & Trailer	2 Axle Long	Buses	2 Axle 6 Tire	3 Axle Single	4 Axle Single	<5 Axle Double	5 Axle Double	>6 Axle Double	<6 Axle Multi	6 Axle Multi	>6 Axle Multi	Not Classified	Total
<b>Grand Total</b>	24	3750	700	21	260	24	2	17	3	0	0	0	1	443	5245
<b>Percent</b>	0.5%	71.5%	13.3%	0.4%	5%	0.5%	0%	0.3%	0.1%	0%	0%	0%	0%	8.4%	
<b>ADT 5245</b>															

*Comments:*



Type of report: Tube Count - Volume Data

<b>LOCATION:</b> SC01835 - NE 99th St E of NE 25th Ave <b>SPECIFIC LOCATION:</b> <b>CITY/STATE:</b> Salmon Creek, WA							<b>QC JOB #:</b> 155490160 <b>DIRECTION:</b> WB <b>DATE:</b> Nov 2 2021 - Nov 2 2021			
Start Time	Mon	Tue	Wed	Thu	Fri	Average Weekday Hourly Traffic	Sat	Sun	Average Week Hourly Traffic	Average Week Profile
		2 Nov 21								
12:00 AM		12				12			12	
01:00 AM		10				10			10	
02:00 AM		9				9			9	
03:00 AM		22				22			22	
04:00 AM		49				49			49	
05:00 AM		152				152			152	
06:00 AM		246				246			246	
07:00 AM		394				394			394	
08:00 AM		<b>427</b>				<b>427</b>			<b>427</b>	
09:00 AM		416				416			416	
10:00 AM		294				294			294	
11:00 AM		330				330			330	
12:00 PM		293				293			293	
01:00 PM		304				304			304	
02:00 PM		324				324			324	
03:00 PM		417				417			417	
04:00 PM		<b>445</b>				<b>445</b>			<b>445</b>	
05:00 PM		349				349			349	
06:00 PM		274				274			274	
07:00 PM		194				194			194	
08:00 PM		126				126			126	
09:00 PM		79				79			79	
10:00 PM		56				56			56	
11:00 PM		23				23			23	
<b>Day Total</b>		5245				5245			5245	
% Weekday Average		100%								
% Week Average		100%				100%				
AM Peak Volume		8:00 AM 427				8:00 AM 427			8:00 AM 427	
PM Peak Volume		4:00 PM 445				4:00 PM 445			4:00 PM 445	

Comments:

Type of report: Tube Count - Speed Data

LOCATION: SC01807 - NE 25th Ave S of NE 99th St														QC JOB #: 15549081			
SPECIFIC LOCATION:														DIRECTION: NB			
CITY/STATE: Hazel Dell, WA														DATE: Sep 30 2021			
Start Time	1 15	16 20	21 25	26 30	31 35	36 40	41 45	46 50	51 55	56 60	61 65	66 70	71 75	76 999	Total	Pace Speed	Number in Pace
12:00 AM	0	1	0	6	2	2	0	0	0	0	0	0	0	0	11	26-35	8
01:00 AM	0	0	1	1	5	1	0	0	0	0	0	0	0	0	8	29-38	6
02:00 AM	0	0	0	3	1	0	0	0	0	0	0	0	0	0	4	26-35	4
03:00 AM	1	0	0	0	2	2	0	0	0	0	0	0	0	0	5	31-40	4
04:00 AM	0	0	0	2	7	2	0	0	0	0	0	0	0	0	11	27-36	9
05:00 AM	1	0	2	10	13	3	1	0	0	0	0	0	0	0	30	26-35	23
06:00 AM	4	0	6	22	39	15	1	0	0	0	0	0	0	0	87	26-35	61
07:00 AM	2	3	19	56	66	17	0	0	0	0	0	0	0	0	163	26-35	122
08:00 AM	5	3	24	81	70	23	1	0	0	0	0	0	0	0	207	26-35	151
09:00 AM	2	2	9	40	52	9	4	0	0	0	0	0	0	0	118	26-35	92
10:00 AM	1	3	5	47	48	17	1	0	0	0	0	0	0	0	122	26-35	95
11:00 AM	6	1	10	37	70	14	1	0	0	0	0	0	0	0	139	26-35	107
12:00 PM	1	3	9	54	56	21	0	0	0	0	0	0	0	0	144	26-35	110
01:00 PM	7	0	10	44	52	18	3	0	0	0	0	0	0	0	134	26-35	96
02:00 PM	14	4	28	78	65	14	4	1	0	0	0	0	0	0	208	26-35	143
03:00 PM	17	9	27	78	73	13	0	0	0	0	0	0	0	0	217	26-35	151
04:00 PM	7	2	18	95	66	18	3	0	0	0	0	0	0	0	209	26-35	161
05:00 PM	7	3	16	67	75	17	2	0	0	0	0	0	0	0	187	26-35	142
06:00 PM	4	4	9	44	80	14	0	0	0	0	0	0	0	0	155	26-35	124
07:00 PM	1	1	10	23	55	9	2	0	0	0	0	0	0	0	101	26-35	78
08:00 PM	2	0	1	18	27	9	1	0	0	0	0	0	0	0	58	26-35	45
09:00 PM	0	0	1	19	18	5	1	0	0	0	0	0	0	0	44	26-35	37
10:00 PM	0	0	1	2	16	2	0	0	0	0	0	0	0	0	21	26-35	18
11:00 PM	0	0	3	3	5	3	0	1	0	0	0	0	0	0	15	26-35	8
<b>Day Total</b>	82	39	209	830	963	248	25	2	0	0	0	0	0	0	2398	26-35	1793
<b>Percent</b>	3.4%	1.6%	8.7%	34.6%	40.2%	10.3%	1%	0.1%	0%	0%	0%	0%	0%	0%			
<b>AM Peak Volume</b>	11:00 AM	7:00 AM	8:00 AM	8:00 AM	8:00 AM	8:00 AM	9:00 AM	12:00 AM	12:00 AM	12:00 AM	12:00 AM	12:00 AM	12:00 AM	12:00 AM	12:00 AM	8:00 AM	
	6	3	24	81	70	23	4	0	0	0	0	0	0	0	207		
<b>PM Peak Volume</b>	3:00 PM	3:00 PM	2:00 PM	4:00 PM	6:00 PM	12:00 PM	2:00 PM	2:00 PM	12:00 PM	12:00 PM	12:00 PM	12:00 PM	12:00 PM	12:00 PM	3:00 PM		
	17	9	28	95	80	21	4	1	0	0	0	0	0	0	217		

Report generated on 10/6/2021 10:34 AM

SOURCE: Quality Counts, LLC (<http://www.qualitycounts.net>)

<b>LOCATION:</b> SC01807 - NE 25th Ave S of NE 99th St														<b>QC JOB #:</b> 15549081			
<b>SPECIFIC LOCATION:</b>														<b>DIRECTION:</b> NB			
<b>CITY/STATE:</b> Hazel Dell, WA														<b>DATE:</b> Sep 30 2021			
Speed Range	1 15	16 20	21 25	26 30	31 35	36 40	41 45	46 50	51 55	56 60	61 65	66 70	71 75	76 999	Total	Pace Speed	Number in Pace
<b>Grand Total</b>	82	39	209	830	963	248	25	2	0	0	0	0	0	0	2398	26-35	1793
<b>Percent</b>	3.4%	1.6%	8.7%	34.6%	40.2%	10.3%	1%	0.1%	0%	0%	0%	0%	0%	0%			
<b>Cumulative Percent</b>	3.4%	5%	13.8%	48.4%	88.5%	98.9%	99.9%	100%	100%	100%	100%	100%	100%	100%			
<b>ADT</b> 2398															<b>85th Percentile:</b> 35 MPH <b>Mean Speed(Average):</b> 30 MPH <b>Median:</b> 31 MPH <b>Mode:</b> 33 MPH		
<i>Comments:</i>																	



Type of report: Tube Count - Vehicle Classification Data

**LOCATION:** SC01807 - NE 25th Ave S of NE 99th St

**QC JOB #:** 15549081

**SPECIFIC LOCATION:**

**DIRECTION:** NB

**CITY/STATE:** Hazel Dell, WA

**DATE:** Sep 30 2021

Start Time	Motorcycles	Cars & Trailer	2 Axle Long	Buses	2 Axle 6 Tire	3 Axle Single	4 Axle Single	<5 Axle Double	5 Axle Double	>6 Axle Double	<6 Axle Multi	6 Axle Multi	>6 Axle Multi	Not Classified	Total
12:00 AM	0	7	3	0	1	0	0	0	0	0	0	0	0	0	11
01:00 AM	0	6	2	0	0	0	0	0	0	0	0	0	0	0	8
02:00 AM	0	4	0	0	0	0	0	0	0	0	0	0	0	0	4
03:00 AM	0	3	1	0	0	0	0	0	0	0	0	0	0	1	5
04:00 AM	0	7	2	1	1	0	0	0	0	0	0	0	0	0	11
05:00 AM	0	18	8	1	2	0	0	0	0	0	0	0	0	1	30
06:00 AM	0	63	13	2	6	0	0	1	0	0	0	0	0	2	87
07:00 AM	0	123	27	2	8	0	0	1	0	0	0	0	0	2	163
08:00 AM	0	137	37	1	24	0	0	3	0	0	0	0	0	5	207
09:00 AM	0	85	19	2	10	0	0	0	0	0	0	0	0	2	118
10:00 AM	0	91	17	2	8	2	0	1	0	0	0	0	0	1	122
11:00 AM	0	100	21	0	11	1	0	1	0	0	0	0	0	5	139
12:00 PM	0	105	28	0	7	1	0	2	0	0	0	0	0	1	144
01:00 PM	1	87	28	1	8	0	0	2	0	0	0	0	0	7	134
02:00 PM	0	142	39	2	16	0	0	1	0	0	0	0	0	8	208
03:00 PM	0	147	41	2	16	0	0	1	0	0	0	0	0	10	217
04:00 PM	1	157	27	2	16	0	0	1	0	0	0	0	0	5	209
05:00 PM	0	140	30	0	10	0	0	0	0	0	0	0	0	7	187
06:00 PM	0	117	29	0	5	0	0	0	0	0	0	0	0	4	155
07:00 PM	0	84	13	0	2	0	0	1	0	0	0	0	0	1	101
08:00 PM	1	43	10	0	2	0	0	0	0	0	0	0	0	2	58
09:00 PM	0	37	4	0	3	0	0	0	0	0	0	0	0	0	44
10:00 PM	0	19	2	0	0	0	0	0	0	0	0	0	0	0	21
11:00 PM	0	11	3	0	1	0	0	0	0	0	0	0	0	0	15
<b>Day Total</b>	3	1733	404	18	157	4	0	15	0	0	0	0	0	64	2398
<b>Percent</b>	0.1%	72.3%	16.8%	0.8%	6.5%	0.2%	0%	0.6%	0%	0%	0%	0%	0%	2.7%	
<b>ADT</b> 2398															
<b>AM Peak</b> Volume	12:00 AM	8:00 AM	8:00 AM	6:00 AM	8:00 AM	10:00 AM	12:00 AM	8:00 AM	12:00 AM	12:00 AM	12:00 AM	12:00 AM	12:00 AM	8:00 AM	8:00 AM
	0	137	37	2	24	2	0	3	0	0	0	0	0	5	207
<b>PM Peak</b> Volume	1:00 PM	4:00 PM	3:00 PM	2:00 PM	2:00 PM	12:00 PM	12:00 PM	12:00 PM	12:00 PM	12:00 PM	12:00 PM	12:00 PM	12:00 PM	3:00 PM	3:00 PM
	1	157	41	2	16	1	0	2	0	0	0	0	0	10	217

**Comments:**

**LOCATION:** SC01807 - NE 25th Ave S of NE 99th St **QC JOB #:** 15549081  
**SPECIFIC LOCATION:** **DIRECTION:** NB  
**CITY/STATE:** Hazel Dell, WA **DATE:** Sep 30 2021

	Motorcycles	Cars & Trailer	2 Axle Long	Buses	2 Axle 6 Tire	3 Axle Single	4 Axle Single	<5 Axle Double	5 Axle Double	>6 Axle Double	<6 Axle Multi	6 Axle Multi	>6 Axle Multi	Not Classified	Total
<b>Grand Total</b>	3	1733	404	18	157	4	0	15	0	0	0	0	0	64	2398
<b>Percent</b>	0.1%	72.3%	16.8%	0.8%	6.5%	0.2%	0%	0.6%	0%	0%	0%	0%	0%	2.7%	
<b>ADT</b> 2398															

*Comments:*



Type of report: Tube Count - Volume Data

LOCATION: SC01807 - NE 25th Ave S of NE 99th St							QC JOB #: 15549081			
SPECIFIC LOCATION:							DIRECTION: NB			
CITY/STATE: Hazel Dell, WA							DATE: Sep 30 2021 - Sep 30 2021			
Start Time	Mon	Tue	Wed	Thu 30 Sep 21	Fri	Average Weekday Hourly Traffic	Sat	Sun	Average Week Hourly Traffic	Average Week Profile
12:00 AM				11		11			11	
01:00 AM				8		8			8	
02:00 AM				4		4			4	
03:00 AM				5		5			5	
04:00 AM				11		11			11	
05:00 AM				30		30			30	
06:00 AM				87		87			87	
07:00 AM				163		163			163	
08:00 AM				207		207			207	
09:00 AM				118		118			118	
10:00 AM				122		122			122	
11:00 AM				139		139			139	
12:00 PM				144		144			144	
01:00 PM				134		134			134	
02:00 PM				208		208			208	
03:00 PM				217		217			217	
04:00 PM				209		209			209	
05:00 PM				187		187			187	
06:00 PM				155		155			155	
07:00 PM				101		101			101	
08:00 PM				58		58			58	
09:00 PM				44		44			44	
10:00 PM				21		21			21	
11:00 PM				15		15			15	
<b>Day Total</b>				2398		2398			2398	
% Weekday Average				100%						
% Week Average				100%		100%				
AM Peak Volume				8:00 AM 207		8:00 AM 207			8:00 AM 207	
PM Peak Volume				3:00 PM 217		3:00 PM 217			3:00 PM 217	

Comments:

Type of report: Tube Count - Speed Data

LOCATION: SC01807 - NE 25th Ave S of NE 99th St															QC JOB #: 15549081		
SPECIFIC LOCATION:															DIRECTION: SB		
CITY/STATE: Hazel Dell, WA															DATE: Sep 30 2021		
Start Time	15	20	25	30	35	40	45	50	55	60	65	70	75	999	Total	Pace Speed	Number in Pace
12:00 AM	1	1	3	6	2	2	0	0	0	0	0	0	0	0	15	21-30	9
01:00 AM	0	0	1	4	3	0	0	0	0	0	0	0	0	0	8	26-35	7
02:00 AM	0	0	0	2	2	0	0	0	0	0	0	0	0	0	4	26-35	4
03:00 AM	0	0	0	0	4	0	0	0	0	0	0	0	0	0	4	26-35	4
04:00 AM	0	0	1	6	5	1	0	0	0	0	0	0	0	0	13	26-35	11
05:00 AM	0	0	6	13	8	2	0	0	0	0	0	0	0	0	29	26-35	21
06:00 AM	2	1	8	43	13	4	0	0	0	0	0	0	0	0	71	26-35	56
07:00 AM	5	1	14	73	39	2	0	0	0	0	0	0	0	0	134	26-35	112
08:00 AM	3	0	33	116	52	3	0	0	0	0	0	0	0	0	207	26-35	168
09:00 AM	10	7	29	76	33	4	0	0	0	0	0	0	0	0	159	26-35	109
10:00 AM	3	0	25	62	41	3	0	0	0	0	0	0	0	0	134	26-35	103
11:00 AM	5	3	27	70	44	2	0	0	0	0	0	0	0	0	151	26-35	114
12:00 PM	4	1	14	76	67	5	0	0	0	0	0	0	0	0	167	26-35	143
01:00 PM	4	1	24	78	61	8	1	0	0	0	0	0	0	0	177	26-35	139
02:00 PM	10	1	28	108	65	3	0	0	0	0	0	0	0	0	215	26-35	173
03:00 PM	13	2	21	109	76	6	0	0	0	0	0	0	0	0	227	26-35	185
04:00 PM	5	1	26	92	103	7	1	0	0	0	0	0	0	0	235	26-35	195
05:00 PM	3	0	21	108	87	7	0	0	0	0	0	0	0	0	226	26-35	195
06:00 PM	2	3	13	79	75	10	0	0	0	0	0	0	0	0	182	26-35	154
07:00 PM	0	0	16	56	52	7	1	0	0	0	0	0	0	0	132	26-35	108
08:00 PM	3	0	5	42	34	5	2	0	0	0	0	0	0	0	91	26-35	76
09:00 PM	2	0	6	32	21	5	0	0	0	0	0	0	0	0	66	26-35	53
10:00 PM	1	0	0	12	12	0	1	0	0	0	0	0	0	0	26	26-35	24
11:00 PM	0	0	6	8	4	0	0	0	0	0	0	0	0	0	18	21-30	14
<b>Day Total</b>	76	22	327	1271	903	86	6	0	0	0	0	0	0	0	2691	26-35	2174
<b>Percent</b>	2.8%	0.8%	12.2%	47.2%	33.6%	3.2%	0.2%	0%	0%	0%	0%	0%	0%	0%			
<b>AM Peak Volume</b>	9:00 AM	9:00 AM	8:00 AM	8:00 AM	8:00 AM	6:00 AM	12:00 AM	12:00 AM	12:00 AM	12:00 AM	12:00 AM	12:00 AM	12:00 AM	12:00 AM	12:00 AM	8:00 AM	
	10	7	33	116	52	4	0	0	0	0	0	0	0	0	207		
<b>PM Peak Volume</b>	3:00 PM	6:00 PM	2:00 PM	3:00 PM	4:00 PM	6:00 PM	8:00 PM	12:00 PM	12:00 PM	12:00 PM	12:00 PM	12:00 PM	12:00 PM	12:00 PM	12:00 PM	4:00 PM	
	13	3	28	109	103	10	2	0	0	0	0	0	0	0	235		
<i>Comments:</i>																	

Report generated on 10/6/2021 10:34 AM

SOURCE: Quality Counts, LLC (<http://www.qualitycounts.net>)



<b>LOCATION:</b> SC01807 - NE 25th Ave S of NE 99th St														<b>QC JOB #:</b> 15549081			
<b>SPECIFIC LOCATION:</b>														<b>DIRECTION:</b> SB			
<b>CITY/STATE:</b> Hazel Dell, WA														<b>DATE:</b> Sep 30 2021			
Speed Range	1 15	16 20	21 25	26 30	31 35	36 40	41 45	46 50	51 55	56 60	61 65	66 70	71 75	76 999	Total	Pace Speed	Number in Pace
<b>Grand Total</b>	76	22	327	1271	903	86	6	0	0	0	0	0	0	0	2691	26-35	2174
<b>Percent</b>	2.8%	0.8%	12.2%	47.2%	33.6%	3.2%	0.2%	0%	0%	0%	0%	0%	0%	0%			
<b>Cumulative Percent</b>	2.8%	3.6%	15.8%	63%	96.6%	99.8%	100%	100%	100%	100%	100%	100%	100%	100%			
<b>ADT 2691</b>															<b>85th Percentile:</b> 34 MPH <b>Mean Speed(Average):</b> 28 MPH <b>Median:</b> 29 MPH <b>Mode:</b> 28 MPH		
<i>Comments:</i>																	



Type of report: Tube Count - Vehicle Classification Data

LOCATION: SC01807 - NE 25th Ave S of NE 99th St

QC JOB #: 15549081

SPECIFIC LOCATION:

DIRECTION: SB

CITY/STATE: Hazel Dell, WA

DATE: Sep 30 2021

Start Time	Motorcycles	Cars & Trailer	2 Axle Long	Buses	2 Axle 6 Tire	3 Axle Single	4 Axle Single	<5 Axle Double	5 Axle Double	>6 Axle Double	<6 Axle Multi	6 Axle Multi	>6 Axle Multi	Not Classified	Total
12:00 AM	0	14	1	0	0	0	0	0	0	0	0	0	0	0	15
01:00 AM	0	8	0	0	0	0	0	0	0	0	0	0	0	0	8
02:00 AM	0	4	0	0	0	0	0	0	0	0	0	0	0	0	4
03:00 AM	0	2	2	0	0	0	0	0	0	0	0	0	0	0	4
04:00 AM	0	12	1	0	0	0	0	0	0	0	0	0	0	0	13
05:00 AM	0	19	9	0	1	0	0	0	0	0	0	0	0	0	29
06:00 AM	0	52	14	0	2	0	0	1	0	0	0	0	0	2	71
07:00 AM	0	97	22	0	11	0	1	1	0	0	0	0	0	2	134
08:00 AM	0	157	21	3	18	0	0	5	0	0	0	0	0	3	207
09:00 AM	0	112	26	1	11	3	0	1	0	0	0	0	0	5	159
10:00 AM	0	96	20	2	13	0	0	1	0	0	0	0	0	2	134
11:00 AM	0	113	22	1	8	0	0	2	0	0	0	0	0	5	151
12:00 PM	0	132	25	0	6	0	0	0	0	0	0	0	0	4	167
01:00 PM	0	132	26	0	14	0	0	1	0	0	0	0	0	4	177
02:00 PM	0	164	32	0	7	0	0	2	0	0	0	0	0	10	215
03:00 PM	1	166	26	2	18	0	0	1	0	0	0	0	0	13	227
04:00 PM	0	170	46	2	11	0	0	1	0	0	0	0	0	5	235
05:00 PM	0	188	28	1	6	0	0	0	0	0	0	0	0	3	226
06:00 PM	0	145	22	0	10	0	0	3	0	0	0	0	0	2	182
07:00 PM	0	111	18	0	3	0	0	0	0	0	0	0	0	0	132
08:00 PM	0	78	7	0	3	0	0	1	0	0	0	0	0	2	91
09:00 PM	0	55	8	0	1	0	0	0	0	0	0	0	0	2	66
10:00 PM	0	25	0	0	0	0	0	0	0	0	0	0	0	1	26
11:00 PM	0	15	2	0	1	0	0	0	0	0	0	0	0	0	18
<b>Day Total</b>	1	2067	378	12	144	3	1	20	0	0	0	0	0	65	2691
<b>Percent</b>	0%	76.8%	14%	0.4%	5.4%	0.1%	0%	0.7%	0%	0%	0%	0%	0%	2.4%	
<b>ADT</b> 2691															
<b>AM Peak</b> Volume	12:00 AM	8:00 AM	9:00 AM	8:00 AM	8:00 AM	9:00 AM	7:00 AM	8:00 AM	12:00 AM	12:00 AM	12:00 AM	12:00 AM	12:00 AM	9:00 AM	8:00 AM
	0	157	26	3	18	3	1	5	0	0	0	0	0	5	207
<b>PM Peak</b> Volume	3:00 PM	5:00 PM	4:00 PM	3:00 PM	3:00 PM	12:00 PM	12:00 PM	6:00 PM	12:00 PM	12:00 PM	12:00 PM	12:00 PM	12:00 PM	3:00 PM	4:00 PM
	1	188	46	2	18	0	0	3	0	0	0	0	0	13	235

Comments:

**LOCATION:** SC01807 - NE 25th Ave S of NE 99th St **QC JOB #:** 15549081  
**SPECIFIC LOCATION:** **DIRECTION:** SB  
**CITY/STATE:** Hazel Dell, WA **DATE:** Sep 30 2021

	Motorcycles	Cars & Trailer	2 Axle Long	Buses	2 Axle 6 Tire	3 Axle Single	4 Axle Single	<5 Axle Double	5 Axle Double	>6 Axle Double	<6 Axle Multi	6 Axle Multi	>6 Axle Multi	Not Classified	Total
<b>Grand Total</b>	1	2067	378	12	144	3	1	20	0	0	0	0	0	65	2691
<b>Percent</b>	0%	76.8%	14%	0.4%	5.4%	0.1%	0%	0.7%	0%	0%	0%	0%	0%	2.4%	
<b>ADT</b> 2691															

*Comments:*



Type of report: Tube Count - Volume Data

<b>LOCATION:</b> SC01807 - NE 25th Ave S of NE 99th St <b>SPECIFIC LOCATION:</b> <b>CITY/STATE:</b> Hazel Dell, WA							<b>QC JOB #:</b> 15549081 <b>DIRECTION:</b> SB <b>DATE:</b> Sep 30 2021 - Sep 30 2021			
Start Time	Mon	Tue	Wed	Thu 30 Sep 21	Fri	Average Weekday Hourly Traffic	Sat	Sun	Average Week Hourly Traffic	Average Week Profile
12:00 AM				15		15			15	
01:00 AM				8		8			8	
02:00 AM				4		4			4	
03:00 AM				4		4			4	
04:00 AM				13		13			13	
05:00 AM				29		29			29	
06:00 AM				71		71			71	
07:00 AM				134		134			134	
08:00 AM				207		207			207	
09:00 AM				159		159			159	
10:00 AM				134		134			134	
11:00 AM				151		151			151	
12:00 PM				167		167			167	
01:00 PM				177		177			177	
02:00 PM				215		215			215	
03:00 PM				227		227			227	
04:00 PM				235		235			235	
05:00 PM				226		226			226	
06:00 PM				182		182			182	
07:00 PM				132		132			132	
08:00 PM				91		91			91	
09:00 PM				66		66			66	
10:00 PM				26		26			26	
11:00 PM				18		18			18	
<b>Day Total</b>				2691		2691			2691	
% Weekday Average				100%						
% Week Average				100%		100%				
AM Peak Volume				8:00 AM 207		8:00 AM 207			8:00 AM 207	
PM Peak Volume				4:00 PM 235		4:00 PM 235			4:00 PM 235	

Comments:

Type of report: Tube Count - Speed Data

LOCATION: SC01834 - NE 99th St W of NE 25th Ave														QC JOB #: 155490266			
SPECIFIC LOCATION:														DIRECTION: EB			
CITY/STATE: Salmon Creek, WA														DATE: Nov 2 2021			
Start Time	1 15	16 20	21 25	26 30	31 35	36 40	41 45	46 50	51 55	56 60	61 65	66 70	71 75	76 999	Total	Pace Speed	Number in Pace
12:00 AM	0	0	0	0	4	11	10	2	0	0	0	0	0	0	27	36-45	21
01:00 AM	1	0	1	3	3	5	4	2	0	0	1	0	0	0	20	36-45	9
02:00 AM	0	0	0	1	1	3	3	1	1	0	0	0	0	0	10	36-45	6
03:00 AM	0	2	1	0	2	4	6	2	0	1	0	0	0	0	18	36-45	10
04:00 AM	1	2	1	1	4	5	4	4	1	0	0	0	0	0	23	33-42	9
05:00 AM	1	4	7	1	11	22	11	5	1	1	0	0	0	0	64	31-40	33
06:00 AM	6	8	12	12	31	45	29	6	2	0	0	0	0	0	151	31-40	76
07:00 AM	11	26	27	41	61	82	32	8	3	0	0	0	0	0	291	31-40	143
08:00 AM	15	48	81	71	88	79	21	9	1	1	0	0	0	0	414	31-40	167
09:00 AM	5	19	31	58	86	86	41	12	3	0	0	0	0	0	341	31-40	172
10:00 AM	12	14	35	39	75	101	49	13	1	0	0	0	0	0	339	31-40	176
11:00 AM	12	24	21	35	79	99	67	15	3	0	0	1	0	0	356	31-40	178
12:00 PM	19	24	40	62	85	120	62	17	1	0	0	0	0	0	430	31-40	205
01:00 PM	21	24	41	45	73	121	66	16	3	0	0	0	0	0	410	31-40	194
02:00 PM	41	41	80	89	117	110	47	8	2	0	0	0	0	0	535	31-40	227
03:00 PM	49	51	82	103	109	117	44	8	1	0	1	0	0	0	565	31-40	226
04:00 PM	78	69	106	85	135	103	43	14	0	1	0	0	0	0	634	31-40	238
05:00 PM	55	45	73	97	149	129	47	8	3	0	0	0	0	0	606	31-40	278
06:00 PM	18	24	54	73	145	94	51	16	2	0	0	0	0	0	477	31-40	239
07:00 PM	7	12	23	32	92	130	80	9	1	2	0	0	0	0	388	31-40	222
08:00 PM	2	7	11	20	66	89	56	26	4	0	1	0	0	0	282	31-40	155
09:00 PM	0	4	4	17	25	58	34	19	5	1	0	0	0	0	167	36-45	92
10:00 PM	0	1	3	10	9	29	37	17	2	0	0	0	0	0	108	36-45	66
11:00 PM	0	0	0	2	12	24	16	7	2	2	1	0	0	0	66	36-45	40
<b>Day Total</b>	354	449	734	897	1462	1666	860	244	42	9	4	1	0	0	6722	31-40	3128
<b>Percent</b>	5.3%	6.7%	10.9%	13.3%	21.7%	24.8%	12.8%	3.6%	0.6%	0.1%	0.1%	0%	0%	0%			
<b>AM Peak Volume</b>	8:00 AM 15	8:00 AM 48	8:00 AM 81	8:00 AM 71	8:00 AM 88	10:00 AM 101	11:00 AM 67	11:00 AM 15	7:00 AM 3	3:00 AM 1	1:00 AM 1	11:00 AM 1	12:00 AM 0	12:00 AM 0	8:00 AM 414		
<b>PM Peak Volume</b>	4:00 PM 78	4:00 PM 69	4:00 PM 106	3:00 PM 103	5:00 PM 149	7:00 PM 130	7:00 PM 80	8:00 PM 26	9:00 PM 5	7:00 PM 2	3:00 PM 1	12:00 PM 0	12:00 PM 0	12:00 PM 0	4:00 PM 634		
<i>Comments:</i>																	

Report generated on 11/11/2021 3:48 PM

SOURCE: Quality Counts, LLC (<http://www.qualitycounts.net>)

**SUMMARY - Tube Count - Speed Data**

<b>LOCATION:</b> SC01834 - NE 99th St W of NE 25th Ave														<b>QC JOB #:</b> 155490266			
<b>SPECIFIC LOCATION:</b>														<b>DIRECTION:</b> EB			
<b>CITY/STATE:</b> Salmon Creek, WA														<b>DATE:</b> Nov 2 2021			
Speed Range	1 15	16 20	21 25	26 30	31 35	36 40	41 45	46 50	51 55	56 60	61 65	66 70	71 75	76 999	Total	Pace Speed	Number in Pace
<b>Grand Total</b>	354	449	734	897	1462	1666	860	244	42	9	4	1	0	0	6722	31-40	3128
<b>Percent</b>	5.3%	6.7%	10.9%	13.3%	21.7%	24.8%	12.8%	3.6%	0.6%	0.1%	0.1%	0%	0%	0%			
<b>Cumulative Percent</b>	5.3%	11.9%	22.9%	36.2%	58%	82.7%	95.5%	99.2%	99.8%	99.9%	100%	100%	100%	100%			
<b>ADT</b> 6722															<b>85th Percentile:</b> 41 MPH <b>Mean Speed(Average):</b> 33 MPH <b>Median:</b> 34 MPH <b>Mode:</b> 38 MPH		
<i>Comments:</i>																	



Type of report: Tube Count - Vehicle Classification Data

**LOCATION:** SC01834 - NE 99th St W of NE 25th Ave  
**SPECIFIC LOCATION:**  
**CITY/STATE:** Salmon Creek, WA

**QC JOB #:** 155490266  
**DIRECTION:** EB  
**DATE:** Nov 2 2021


Start Time	Motorcycles	Cars & Trailer	2 Axle Long	Buses	2 Axle 6 Tire	3 Axle Single	4 Axle Single	<5 Axle Double	5 Axle Double	>6 Axle Double	<6 Axle Multi	6 Axle Multi	>6 Axle Multi	Not Classified	Total
12:00 AM	0	21	4	0	2	0	0	0	0	0	0	0	0	0	27
01:00 AM	0	15	5	0	0	0	0	0	0	0	0	0	0	0	20
02:00 AM	0	6	2	1	1	0	0	0	0	0	0	0	0	0	10
03:00 AM	0	17	0	0	1	0	0	0	0	0	0	0	0	0	18
04:00 AM	0	13	9	0	1	0	0	0	0	0	0	0	0	0	23
05:00 AM	0	46	12	0	6	0	0	0	0	0	0	0	0	0	64
06:00 AM	1	96	27	1	22	0	0	1	0	0	0	0	0	3	151
07:00 AM	1	188	61	4	27	0	0	5	1	0	0	0	0	4	291
08:00 AM	2	256	93	8	40	3	0	8	1	0	1	0	1	1	414
09:00 AM	1	229	70	0	31	1	0	4	1	0	1	0	1	2	341
10:00 AM	0	226	62	1	34	1	0	10	0	0	1	1	0	3	339
11:00 AM	0	221	82	3	34	1	0	6	0	1	0	0	0	8	356
12:00 PM	5	297	72	3	34	1	1	8	0	0	0	0	0	9	430
01:00 PM	5	285	69	0	30	2	0	7	1	1	1	0	0	9	410
02:00 PM	0	361	98	2	47	0	2	7	1	2	0	0	0	15	535
03:00 PM	0	350	129	9	46	0	1	8	0	2	0	0	0	20	565
04:00 PM	1	438	113	5	38	2	0	5	1	1	0	0	0	30	634
05:00 PM	2	446	94	0	33	1	0	10	1	0	1	0	0	18	606
06:00 PM	3	341	86	2	30	1	0	6	0	0	0	0	0	8	477
07:00 PM	0	304	63	0	11	0	0	4	0	2	0	0	0	4	388
08:00 PM	0	213	54	0	14	0	0	1	0	0	0	0	0	0	282
09:00 PM	0	125	33	2	5	1	0	1	0	0	0	0	0	0	167
10:00 PM	0	88	12	0	8	0	0	0	0	0	0	0	0	0	108
11:00 PM	0	57	8	0	1	0	0	0	0	0	0	0	0	0	66
<b>Day Total</b>	21	4639	1258	41	496	14	4	91	7	9	5	1	2	134	6722
<b>Percent</b>	0.3%	69%	18.7%	0.6%	7.4%	0.2%	0.1%	1.4%	0.1%	0.1%	0.1%	0%	0%	2%	
<b>ADT</b> 6722															
<b>AM Peak</b> Volume	8:00 AM 2	8:00 AM 256	8:00 AM 93	8:00 AM 8	8:00 AM 40	8:00 AM 3	12:00 AM 0	10:00 AM 10	7:00 AM 1	11:00 AM 1	8:00 AM 1	10:00 AM 1	8:00 AM 1	11:00 AM 8	8:00 AM 414
<b>PM Peak</b> Volume	12:00 PM 5	5:00 PM 446	3:00 PM 129	3:00 PM 9	2:00 PM 47	1:00 PM 2	2:00 PM 2	5:00 PM 10	1:00 PM 1	2:00 PM 2	1:00 PM 1	12:00 PM 0	12:00 PM 0	4:00 PM 30	4:00 PM 634

**Comments:**

**LOCATION:** SC01834 - NE 99th St W of NE 25th Ave **QC JOB #:** 155490266  
**SPECIFIC LOCATION:** **DIRECTION:** EB  
**CITY/STATE:** Salmon Creek, WA **DATE:** Nov 2 2021

	Motorcycles	Cars & Trailer	2 Axle Long	Buses	2 Axle 6 Tire	3 Axle Single	4 Axle Single	<5 Axle Double	5 Axle Double	>6 Axle Double	<6 Axle Multi	6 Axle Multi	>6 Axle Multi	Not Classified	Total
<b>Grand Total</b>	21	4639	1258	41	496	14	4	91	7	9	5	1	2	134	6722
<b>Percent</b>	0.3%	69%	18.7%	0.6%	7.4%	0.2%	0.1%	1.4%	0.1%	0.1%	0.1%	0%	0%	2%	
<b>ADT 6722</b>															

*Comments:*





Type of report: Tube Count - Volume Data

LOCATION: SC01834 - NE 99th St W of NE 25th Ave							QC JOB #: 155490266			
SPECIFIC LOCATION:							DIRECTION: EB			
CITY/STATE: Salmon Creek, WA							DATE: Nov 2 2021 - Nov 2 2021			
Start Time	Mon	Tue	Wed	Thu	Fri	Average Weekday	Sat	Sun	Average Week	Average Week Profile
		2 Nov 21				Hourly Traffic			Hourly Traffic	
12:00 AM		27				27			27	
01:00 AM		20				20			20	
02:00 AM		10				10			10	
03:00 AM		18				18			18	
04:00 AM		23				23			23	
05:00 AM		64				64			64	
06:00 AM		151				151			151	
07:00 AM		291				291			291	
08:00 AM		414				414			414	
09:00 AM		341				341			341	
10:00 AM		339				339			339	
11:00 AM		356				356			356	
12:00 PM		430				430			430	
01:00 PM		410				410			410	
02:00 PM		535				535			535	
03:00 PM		565				565			565	
04:00 PM		634				634			634	
05:00 PM		606				606			606	
06:00 PM		477				477			477	
07:00 PM		388				388			388	
08:00 PM		282				282			282	
09:00 PM		167				167			167	
10:00 PM		108				108			108	
11:00 PM		66				66			66	
<b>Day Total</b>		6722				6722			6722	
% Weekday Average		100%								
% Week Average		100%				100%				
AM Peak Volume		8:00 AM 414				8:00 AM 414			8:00 AM 414	
PM Peak Volume		4:00 PM 634				4:00 PM 634			4:00 PM 634	

Comments:

Type of report: Tube Count - Speed Data

LOCATION: SC01834 - NE 99th St W of NE 25th Ave														QC JOB #: 155490266			
SPECIFIC LOCATION:														DIRECTION: WB			
CITY/STATE: Salmon Creek, WA														DATE: Nov 2 2021			
Start Time	1 15	16 20	21 25	26 30	31 35	36 40	41 45	46 50	51 55	56 60	61 65	66 70	71 75	76 999	Total	Pace Speed	Number in Pace
12:00 AM	0	0	0	1	0	3	5	3	0	0	0	0	0	0	12	36-45	8
01:00 AM	0	0	0	1	4	1	5	3	0	0	0	0	0	0	14	41-50	8
02:00 AM	0	0	0	1	1	2	3	2	0	0	0	0	0	0	9	38-47	5
03:00 AM	0	0	1	2	0	4	6	7	1	1	1	0	0	0	23	41-50	13
04:00 AM	0	0	0	8	8	6	23	14	3	3	0	0	0	0	65	41-50	37
05:00 AM	1	0	1	14	37	41	42	28	12	5	1	0	0	0	182	36-45	83
06:00 AM	0	0	2	46	85	65	79	27	5	3	0	0	0	0	312	31-40	150
07:00 AM	7	11	44	127	152	100	70	12	1	0	0	0	0	0	524	26-35	279
08:00 AM	8	14	69	197	131	68	35	4	1	0	0	0	0	0	527	26-35	328
09:00 AM	2	10	24	98	114	95	73	17	4	0	0	0	0	0	437	26-35	212
10:00 AM	0	1	10	91	94	81	81	18	1	0	0	0	0	0	377	26-35	185
11:00 AM	3	2	19	88	107	74	94	24	1	1	0	0	0	0	413	26-35	195
12:00 PM	1	0	16	88	125	59	63	22	4	1	0	0	0	0	379	26-35	213
01:00 PM	0	0	8	64	97	94	67	37	8	2	0	0	0	0	377	31-40	191
02:00 PM	0	1	16	136	121	94	65	13	3	0	0	0	0	0	449	26-35	257
03:00 PM	1	4	27	134	200	106	46	21	2	0	1	0	0	0	542	26-35	334
04:00 PM	0	4	17	170	189	107	67	21	3	0	0	0	0	0	578	26-35	359
05:00 PM	3	0	12	95	151	75	79	29	5	2	0	0	0	0	451	26-35	246
06:00 PM	2	2	23	97	102	60	69	27	1	0	0	0	0	0	383	26-35	199
07:00 PM	0	0	9	39	60	35	58	22	7	1	0	0	0	0	231	26-35	99
08:00 PM	0	0	6	33	37	39	28	11	4	0	0	0	0	0	158	31-40	76
09:00 PM	1	0	4	12	21	19	22	15	3	1	0	0	0	0	98	36-45	41
10:00 PM	0	0	2	11	14	12	19	6	3	1	1	0	0	0	69	36-45	31
11:00 PM	0	0	6	6	5	6	8	3	2	0	0	0	0	0	36	36-45	14
<b>Day Total</b>	29	49	316	1559	1855	1246	1107	386	74	21	4	0	0	0	6646	26-35	3414
<b>Percent</b>	0.4%	0.7%	4.8%	23.5%	27.9%	18.7%	16.7%	5.8%	1.1%	0.3%	0.1%	0%	0%	0%			
<b>AM Peak Volume</b>	8:00 AM	8:00 AM	8:00 AM	8:00 AM	7:00 AM	7:00 AM	11:00 AM	5:00 AM	5:00 AM	5:00 AM	3:00 AM	12:00 AM	12:00 AM	12:00 AM	8:00 AM		
	8	14	69	197	152	100	94	28	12	5	1	0	0	0	527		
<b>PM Peak Volume</b>	5:00 PM	3:00 PM	3:00 PM	4:00 PM	3:00 PM	4:00 PM	5:00 PM	1:00 PM	1:00 PM	1:00 PM	3:00 PM	12:00 PM	12:00 PM	12:00 PM	4:00 PM		
	3	4	27	170	200	107	79	37	8	2	1	0	0	0	578		
<i>Comments:</i>																	

<b>LOCATION:</b> SC01834 - NE 99th St W of NE 25th Ave														<b>QC JOB #:</b> 155490266			
<b>SPECIFIC LOCATION:</b>														<b>DIRECTION:</b> WB			
<b>CITY/STATE:</b> Salmon Creek, WA														<b>DATE:</b> Nov 2 2021			
Speed Range	1 15	16 20	21 25	26 30	31 35	36 40	41 45	46 50	51 55	56 60	61 65	66 70	71 75	76 999	Total	Pace Speed	Number in Pace
<b>Grand Total</b>	29	49	316	1559	1855	1246	1107	386	74	21	4	0	0	0	6646	26-35	3414
<b>Percent</b>	0.4%	0.7%	4.8%	23.5%	27.9%	18.7%	16.7%	5.8%	1.1%	0.3%	0.1%	0%	0%	0%			
<b>Cumulative Percent</b>	0.4%	1.2%	5.9%	29.4%	57.3%	76%	92.7%	98.5%	99.6%	99.9%	100%	100%	100%	100%			
<b>ADT 6646</b>															<b>85th Percentile:</b> 43 MPH <b>Mean Speed(Average):</b> 33 MPH <b>Median:</b> 34 MPH <b>Mode:</b> 33 MPH		
<i>Comments:</i>																	



Type of report: Tube Count - Vehicle Classification Data

**LOCATION:** SC01834 - NE 99th St W of NE 25th Ave  
**SPECIFIC LOCATION:**  
**CITY/STATE:** Salmon Creek, WA

**QC JOB #:** 155490266  
**DIRECTION:** WB  
**DATE:** Nov 2 2021

Start Time	Motorcycles	Cars & Trailer	2 Axle Long	Buses	2 Axle 6 Tire	3 Axle Single	4 Axle Single	<5 Axle Double	5 Axle Double	>6 Axle Double	<6 Axle Multi	6 Axle Multi	>6 Axle Multi	Not Classified	Total
12:00 AM	0	9	2	0	1	0	0	0	0	0	0	0	0	0	12
01:00 AM	0	9	4	0	1	0	0	0	0	0	0	0	0	0	14
02:00 AM	0	4	3	0	1	0	0	0	1	0	0	0	0	0	9
03:00 AM	0	14	4	0	5	0	0	0	0	0	0	0	0	0	23
04:00 AM	1	30	17	0	17	0	0	0	0	0	0	0	0	0	65
05:00 AM	0	86	59	1	32	0	0	3	0	0	0	0	0	1	182
06:00 AM	1	154	81	5	69	0	0	1	0	1	0	0	0	0	312
07:00 AM	0	337	111	8	60	1	0	4	1	0	0	0	1	1	524
08:00 AM	0	324	120	9	61	0	0	9	1	0	0	0	0	3	527
09:00 AM	0	266	115	7	45	2	0	1	0	0	0	0	0	1	437
10:00 AM	1	237	93	3	39	0	0	3	1	0	0	0	0	0	377
11:00 AM	0	268	82	4	53	0	0	4	0	0	0	0	0	2	413
12:00 PM	0	229	93	7	44	2	0	3	0	0	0	0	0	1	379
01:00 PM	0	192	126	5	48	0	0	6	0	0	0	0	0	0	377
02:00 PM	0	265	129	4	46	1	0	4	0	0	0	0	0	0	449
03:00 PM	0	329	142	6	62	0	0	2	0	0	0	0	0	1	542
04:00 PM	1	337	169	3	66	0	0	2	0	0	0	0	0	0	578
05:00 PM	0	268	131	4	42	0	0	4	0	0	0	0	0	2	451
06:00 PM	0	244	102	2	32	0	0	1	0	0	0	0	0	2	383
07:00 PM	0	141	65	2	20	0	0	2	1	0	0	0	0	0	231
08:00 PM	0	98	48	1	11	0	0	0	0	0	0	0	0	0	158
09:00 PM	0	73	18	0	5	0	0	1	0	0	0	0	0	1	98
10:00 PM	0	53	12	0	4	0	0	0	0	0	0	0	0	0	69
11:00 PM	0	27	5	0	4	0	0	0	0	0	0	0	0	0	36
<b>Day Total</b>	4	3994	1731	71	768	6	0	50	5	1	0	0	1	15	6646
<b>Percent</b>	0.1%	60.1%	26%	1.1%	11.6%	0.1%	0%	0.8%	0.1%	0%	0%	0%	0%	0.2%	
<b>ADT</b> 6646															
<b>AM Peak</b> Volume	4:00 AM 1	7:00 AM 337	8:00 AM 120	8:00 AM 9	6:00 AM 69	9:00 AM 2	12:00 AM 0	8:00 AM 9	2:00 AM 1	6:00 AM 1	12:00 AM 0	12:00 AM 0	7:00 AM 1	8:00 AM 3	8:00 AM 527
<b>PM Peak</b> Volume	4:00 PM 1	4:00 PM 337	4:00 PM 169	12:00 PM 7	4:00 PM 66	12:00 PM 2	12:00 PM 0	1:00 PM 6	7:00 PM 1	12:00 PM 0	12:00 PM 0	12:00 PM 0	12:00 PM 0	5:00 PM 2	4:00 PM 578

Comments:

**LOCATION:** SC01834 - NE 99th St W of NE 25th Ave **QC JOB #:** 155490266  
**SPECIFIC LOCATION:** **DIRECTION:** WB  
**CITY/STATE:** Salmon Creek, WA **DATE:** Nov 2 2021

	Motorcycles	Cars & Trailer	2 Axle Long	Buses	2 Axle 6 Tire	3 Axle Single	4 Axle Single	<5 Axle Double	5 Axle Double	>6 Axle Double	<6 Axle Multi	6 Axle Multi	>6 Axle Multi	Not Classified	Total
<b>Grand Total</b>	4	3994	1731	71	768	6	0	50	5	1	0	0	1	15	6646
<b>Percent</b>	0.1%	60.1%	26%	1.1%	11.6%	0.1%	0%	0.8%	0.1%	0%	0%	0%	0%	0.2%	
<b>ADT 6646</b>															

*Comments:*



Type of report: Tube Count - Volume Data

<b>LOCATION:</b> SC01834 - NE 99th St W of NE 25th Ave <b>SPECIFIC LOCATION:</b> <b>CITY/STATE:</b> Salmon Creek, WA							<b>QC JOB #:</b> 155490266 <b>DIRECTION:</b> WB <b>DATE:</b> Nov 2 2021 - Nov 2 2021			
Start Time	Mon 2 Nov 21	Tue	Wed	Thu	Fri	Average Weekday Hourly Traffic	Sat	Sun	Average Week Hourly Traffic	Average Week Profile
12:00 AM		12				12			12	
01:00 AM		14				14			14	
02:00 AM		9				9			9	
03:00 AM		23				23			23	
04:00 AM		65				65			65	
05:00 AM		182				182			182	
06:00 AM		312				312			312	
07:00 AM		524				524			524	
08:00 AM		527				527			527	
09:00 AM		437				437			437	
10:00 AM		377				377			377	
11:00 AM		413				413			413	
12:00 PM		379				379			379	
01:00 PM		377				377			377	
02:00 PM		449				449			449	
03:00 PM		542				542			542	
04:00 PM		578				578			578	
05:00 PM		451				451			451	
06:00 PM		383				383			383	
07:00 PM		231				231			231	
08:00 PM		158				158			158	
09:00 PM		98				98			98	
10:00 PM		69				69			69	
11:00 PM		36				36			36	
<b>Day Total</b>		6646				6646			6646	
% Weekday Average		100%								
% Week Average		100%				100%				
AM Peak Volume		8:00 AM 527				8:00 AM 527			8:00 AM 527	
PM Peak Volume		4:00 PM 578				4:00 PM 578			4:00 PM 578	

Comments: