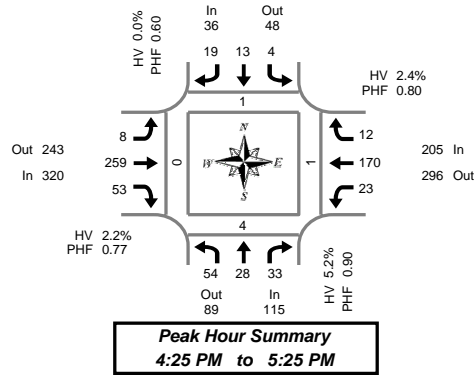


# Total Vehicle Summary



Clay Carney  
(503) 833-2740



## NE 130th Ave & NE 99th St

Thursday, May 08, 2008  
4:00 PM to 6:30 PM

### 5-Minute Interval Summary

4:00 PM to 6:30 PM

Interval Start Time	Northbound NE 130th Ave				Southbound NE 130th Ave				Eastbound NE 99th St				Westbound NE 99th St				Interval Total	Pedestrians Crosswalk			
	L	T	R	Bikes	L	T	R	Bikes	L	T	R	Bikes	L	T	R	Bikes		North	South	East	West
4:00 PM	3	1	1	0	0	1	0	0	1	23	3	0	4	16	2	0	55	1	0	0	1
4:05 PM	2	0	2	0	2	1	0	0	0	13	4	0	1	10	1	0	36	0	0	0	0
4:10 PM	0	1	3	0	0	1	1	0	1	11	7	0	1	9	2	0	37	0	0	0	1
4:15 PM	4	2	2	0	0	0	2	0	3	19	1	0	2	18	2	0	55	0	0	0	0
4:20 PM	1	1	1	0	1	0	1	0	1	14	6	0	2	17	1	0	46	0	0	0	0
4:25 PM	1	1	2	0	0	0	1	0	0	13	5	0	3	10	2	0	38	0	1	0	0
4:30 PM	9	5	2	0	1	3	3	0	0	11	6	0	1	11	0	1	52	0	0	0	0
4:35 PM	4	2	4	0	0	2	1	0	2	31	6	0	2	9	3	0	66	0	0	0	0
4:40 PM	4	2	0	0	0	2	3	0	0	25	1	0	2	14	1	0	54	0	1	0	0
4:45 PM	9	1	3	0	1	2	1	0	2	23	4	0	2	19	0	0	67	0	0	0	0
4:50 PM	3	1	6	0	0	1	0	0	1	23	7	0	0	14	0	0	56	0	0	1	0
4:55 PM	6	1	1	1	0	2	2	0	0	7	8	0	3	25	1	0	56	1	0	0	0
5:00 PM	3	3	3	0	1	1	2	0	0	13	2	0	0	17	1	0	46	0	0	0	0
5:05 PM	3	0	4	0	0	0	1	0	0	30	5	0	3	12	1	0	59	0	1	0	0
5:10 PM	6	8	2	0	0	0	4	0	0	36	4	0	2	14	1	0	77	0	0	0	0
5:15 PM	4	0	3	0	0	0	1	0	2	23	4	0	4	14	2	0	57	0	0	0	0
5:20 PM	2	4	3	0	1	0	0	0	1	24	1	0	1	11	0	0	48	0	1	0	0
5:25 PM	0	1	3	0	0	1	1	0	1	17	1	0	0	12	1	0	38	0	0	0	0
5:30 PM	3	1	0	0	3	0	0	0	1	17	2	0	1	12	1	0	41	0	0	0	0
5:35 PM	8	2	2	0	1	0	1	0	1	21	1	0	0	15	0	0	52	0	0	0	0
5:40 PM	3	1	4	0	0	2	1	0	0	20	8	0	3	13	2	0	57	0	0	0	0
5:45 PM	5	1	1	0	2	0	0	0	2	13	3	0	1	8	1	0	37	0	0	0	0
5:50 PM	3	1	2	0	1	0	2	0	2	19	4	0	2	9	2	0	47	0	0	0	0
5:55 PM	3	1	2	0	2	0	1	0	2	18	3	0	0	13	0	0	45	0	0	0	0
6:00 PM	3	0	2	0	0	0	2	0	2	20	3	0	1	11	0	0	44	0	0	0	0
6:05 PM	3	1	2	0	0	1	2	0	3	12	3	0	2	12	0	0	41	0	0	0	0
6:10 PM	3	2	5	0	0	1	0	0	0	13	7	0	1	7	0	0	39	0	0	0	2
6:15 PM	5	0	3	0	0	0	0	0	2	12	3	0	1	18	2	0	46	0	0	0	0
6:20 PM	6	0	5	0	1	0	1	0	1	9	3	0	2	12	0	0	40	0	0	0	0
6:25 PM	3	2	4	0	0	0	0	0	3	7	4	0	1	8	1	0	33	0	1	0	0
Total Survey	112	46	77	1	17	21	34	0	34	537	119	0	48	390	30	1	1,465	2	5	1	4

### 15-Minute Interval Summary

4:00 PM to 6:30 PM

Interval Start Time	Northbound NE 130th Ave				Southbound NE 130th Ave				Eastbound NE 99th St				Westbound NE 99th St				Interval Total	Pedestrians Crosswalk			
	L	T	R	Bikes	L	T	R	Bikes	L	T	R	Bikes	L	T	R	Bikes		North	South	East	West
4:00 PM	5	2	6	0	2	3	1	0	2	47	14	0	6	35	5	0	128	1	0	0	2
4:15 PM	6	4	5	0	1	0	4	0	4	46	12	0	7	45	5	0	139	0	1	0	0
4:30 PM	17	9	6	0	1	7	7	0	2	67	13	0	5	34	4	1	172	0	1	0	0
4:45 PM	18	3	10	1	1	5	3	0	3	53	19	0	5	58	1	0	179	1	0	1	0
5:00 PM	12	11	9	0	1	1	7	0	0	79	11	0	5	43	3	0	182	0	1	0	0
5:15 PM	6	5	9	0	1	1	2	0	4	64	6	0	5	37	3	0	143	0	1	0	0
5:30 PM	14	4	6	0	4	2	2	0	2	58	11	0	4	40	3	0	150	0	0	0	0
5:45 PM	11	3	5	0	5	0	3	0	6	50	10	0	3	30	3	0	129	0	0	0	0
6:00 PM	9	3	9	0	0	2	4	0	5	45	13	0	4	30	0	0	124	0	0	0	2
6:15 PM	14	2	12	0	1	0	1	0	6	28	10	0	4	38	3	0	119	0	1	0	0
Total Survey	112	46	77	1	17	21	34	0	34	537	119	0	48	390	30	1	1,465	2	5	1	4

### Peak Hour Summary

4:25 PM to 5:25 PM

By Approach	Northbound NE 130th Ave				Southbound NE 130th Ave				Eastbound NE 99th St				Westbound NE 99th St				Total	Pedestrians Crosswalk			
	In	Out	Total	Bikes	In	Out	Total	Bikes	In	Out	Total	Bikes	In	Out	Total	Bikes		North	South	East	West
Volume	115	89	204	1	36	48	84	0	320	243	563	0	205	296	501	1	676	1	4	1	0
%HV	5.2%				0.0%				2.2%				2.4%				2.7%				
PHF	0.90				0.60				0.77				0.80				0.88				

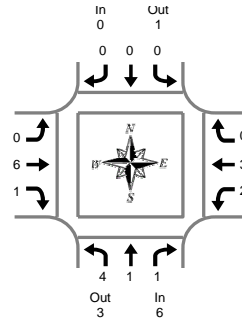
By Movement	Northbound NE 130th Ave				Southbound NE 130th Ave				Eastbound NE 99th St				Westbound NE 99th St				Total
	L	T	R	Total	L	T	R	Total	L	T	R	Total	L	T	R	Total	
Volume	54	28	33	115	4	13	19	36	8	259	53	320	23	170	12	205	676
%HV	7.4%	3.6%	3.0%	5.2%	0.0%	0.0%	0.0%	0.0%	0.0%	2.3%	1.9%	2.2%	8.7%	1.8%	0.0%	2.4%	2.7%
PHF	0.75	0.58	0.83	0.90	1.00	0.46	0.68	0.60	0.50	0.73	0.70	0.77	0.64	0.73	0.60	0.80	0.88

### Rolling Hour Summary

4:00 PM to 6:30 PM

Interval Start Time	Northbound NE 130th Ave				Southbound NE 130th Ave				Eastbound NE 99th St				Westbound NE 99th St				Interval Total	Pedestrians Crosswalk			
	L	T	R	Bikes	L	T	R	Bikes	L	T	R	Bikes	L	T	R	Bikes		North	South	East	West
4:00 PM	46	18	27	1	5	15	15	0	11	213	58	0	23	172	15	1	618	2	2	1	2
4:15 PM	53	27	30	1	4	13	21	0	9	245	55	0	22	180	13	1	672	1	3	1	0
4:30 PM	53	28	34	1	4	14	19	0	9	263	49	0	20	172	11	1	676	1	3	1	0
4:45 PM	50	23	34	1	7	9	14	0	9	254	47	0	19	178	10	0	654	1	2	1	0
5:00 PM	43	23	29	0	11	4	14	0	12	251	38	0	17	150	12	0	604	0	2	0	0
5:15 PM	40	15	29	0	10	5	11	0	17	217	40	0	16	137	9	0	546	0	1	0	2
5:30 PM	48	12	32	0	10	4	10	0	19	181	44	0	15	138	9	0	522	0	1	0	2

# Heavy Vehicle Summary



## NE 130th Ave & NE 99th St

Thursday, May 08, 2008  
4:00 PM to 6:30 PM

**Peak Hour Summary**  
4:25 PM to 5:25 PM

### Heavy Vehicle 5-Minute Interval Summary 4:00 PM to 6:30 PM

Interval Start Time	Northbound NE 130th Ave				Southbound NE 130th Ave				Eastbound NE 99th St				Westbound NE 99th St				Interval Total
	L	T	R	Total	L	T	R	Total	L	T	R	Total	L	T	R	Total	
4:00 PM	0	0	0	0	0	0	0	0	0	1	0	1	0	2	0	2	3
4:05 PM	1	0	0	1	0	0	0	0	0	0	0	0	0	0	0	0	1
4:10 PM	0	0	0	0	0	0	0	0	0	0	0	0	0	0	0	0	0
4:15 PM	0	0	0	0	0	0	0	0	0	0	0	0	0	0	0	0	0
4:20 PM	0	0	0	0	0	0	0	0	0	1	0	1	0	1	0	1	2
4:25 PM	0	0	0	0	0	0	0	0	0	3	0	3	1	0	0	1	4
4:30 PM	1	0	1	2	0	0	0	0	0	1	0	1	0	0	0	0	3
4:35 PM	0	0	0	0	0	0	0	0	0	0	0	0	1	0	0	1	1
4:40 PM	0	0	0	0	0	0	0	0	0	0	0	0	0	0	0	0	0
4:45 PM	0	0	0	0	0	0	0	0	0	0	0	0	0	0	0	0	0
4:50 PM	0	0	0	0	0	0	0	0	0	2	0	2	0	1	0	1	3
4:55 PM	2	0	0	2	0	0	0	0	0	0	1	1	0	0	0	0	3
5:00 PM	0	0	0	0	0	0	0	0	0	0	0	0	0	1	0	1	1
5:05 PM	0	0	0	0	0	0	0	0	0	0	0	0	0	0	0	0	0
5:10 PM	0	1	0	1	0	0	0	0	0	0	0	0	0	1	0	1	2
5:15 PM	1	0	0	1	0	0	0	0	0	0	0	0	0	0	0	0	1
5:20 PM	0	0	0	0	0	0	0	0	0	0	0	0	0	0	0	0	0
5:25 PM	0	0	0	0	0	0	0	0	0	0	0	0	0	0	0	0	0
5:30 PM	0	0	0	0	0	0	0	0	0	2	0	2	0	0	0	0	2
5:35 PM	3	0	0	3	0	0	0	0	0	0	0	0	0	0	0	0	3
5:40 PM	0	0	0	0	0	0	0	0	0	0	1	1	0	1	0	1	2
5:45 PM	0	0	0	0	0	0	0	0	0	0	0	0	0	1	0	1	1
5:50 PM	0	0	0	0	0	0	0	0	0	0	0	0	0	0	0	0	0
5:55 PM	0	0	0	0	0	0	0	0	1	1	1	3	0	0	0	0	3
6:00 PM	0	0	0	0	0	1	1	0	0	0	0	0	0	0	0	0	1
6:05 PM	0	0	0	0	0	1	1	0	1	0	1	0	1	0	1	0	3
6:10 PM	0	0	0	0	0	0	0	0	0	1	1	2	0	0	0	0	2
6:15 PM	0	0	0	0	0	0	0	0	0	0	0	0	0	2	0	2	2
6:20 PM	0	0	0	0	0	0	0	0	0	0	0	0	0	0	0	0	0
6:25 PM	0	0	0	0	0	0	0	0	0	1	0	1	0	1	0	1	2
Total Survey	8	1	1	10	0	0	2	2	1	14	4	19	2	12	0	14	45

### Heavy Vehicle 15-Minute Interval Summary 4:00 PM to 6:30 PM

Interval Start Time	Northbound NE 130th Ave				Southbound NE 130th Ave				Eastbound NE 99th St				Westbound NE 99th St				Interval Total
	L	T	R	Total	L	T	R	Total	L	T	R	Total	L	T	R	Total	
4:00 PM	1	0	0	1	0	0	0	0	0	1	0	1	0	2	0	2	4
4:15 PM	0	0	0	0	0	0	0	0	0	4	0	4	1	1	0	2	6
4:30 PM	1	0	1	2	0	0	0	0	0	1	0	1	1	0	0	1	4
4:45 PM	2	0	0	2	0	0	0	0	0	2	1	3	0	1	0	1	6
5:00 PM	0	1	0	1	0	0	0	0	0	0	0	0	0	2	0	2	3
5:15 PM	1	0	0	1	0	0	0	0	0	0	0	0	0	0	0	0	1
5:30 PM	3	0	0	3	0	0	0	0	0	2	1	3	0	1	0	1	7
5:45 PM	0	0	0	0	0	0	0	0	1	1	1	3	0	1	0	1	4
6:00 PM	0	0	0	0	0	2	2	0	2	1	3	0	1	0	1	1	6
6:15 PM	0	0	0	0	0	0	0	0	0	1	0	1	0	3	0	3	4
Total Survey	8	1	1	10	0	0	2	2	1	14	4	19	2	12	0	14	45

### Heavy Vehicle Peak Hour Summary 4:25 PM to 5:25 PM

By Approach	Northbound NE 130th Ave			Southbound NE 130th Ave			Eastbound NE 99th St			Westbound NE 99th St			Total
	In	Out	Total	In	Out	Total	In	Out	Total	In	Out	Total	
Volume	6	3	9	0	1	1	7	7	14	5	7	12	18
PHF	0.75			0.00			0.44			0.63			0.56

By Movement	Northbound NE 130th Ave				Southbound NE 130th Ave				Eastbound NE 99th St				Westbound NE 99th St				Total
	L	T	R	Total	L	T	R	Total	L	T	R	Total	L	T	R	Total	
Volume	4	1	1	6	0	0	0	0	0	6	1	7	2	3	0	5	18
PHF	0.50	0.25	0.25	0.75	0.00	0.00	0.00	0.00	0.00	0.38	0.25	0.44	0.25	0.38	0.00	0.63	0.56

### Heavy Vehicle Rolling Hour Summary 4:00 PM to 6:30 PM

Interval Start Time	Northbound NE 130th Ave				Southbound NE 130th Ave				Eastbound NE 99th St				Westbound NE 99th St				Interval Total
	L	T	R	Total	L	T	R	Total	L	T	R	Total	L	T	R	Total	
4:00 PM	4	0	1	5	0	0	0	0	0	8	1	9	2	4	0	6	20
4:15 PM	3	1	1	5	0	0	0	0	0	7	1	8	2	4	0	6	19
4:30 PM	4	1	1	6	0	0	0	0	0	3	1	4	1	3	0	4	14
4:45 PM	6	1	0	7	0	0	0	0	0	4	2	6	0	4	0	4	17
5:00 PM	4	1	0	5	0	0	0	0	1	3	2	6	0	4	0	4	15
5:15 PM	4	0	0	4	0	0	2	2	1	5	3	9	0	3	0	3	18
5:30 PM	3	0	0	3	0	0	2	2	1	6	3	10	0	6	0	6	21

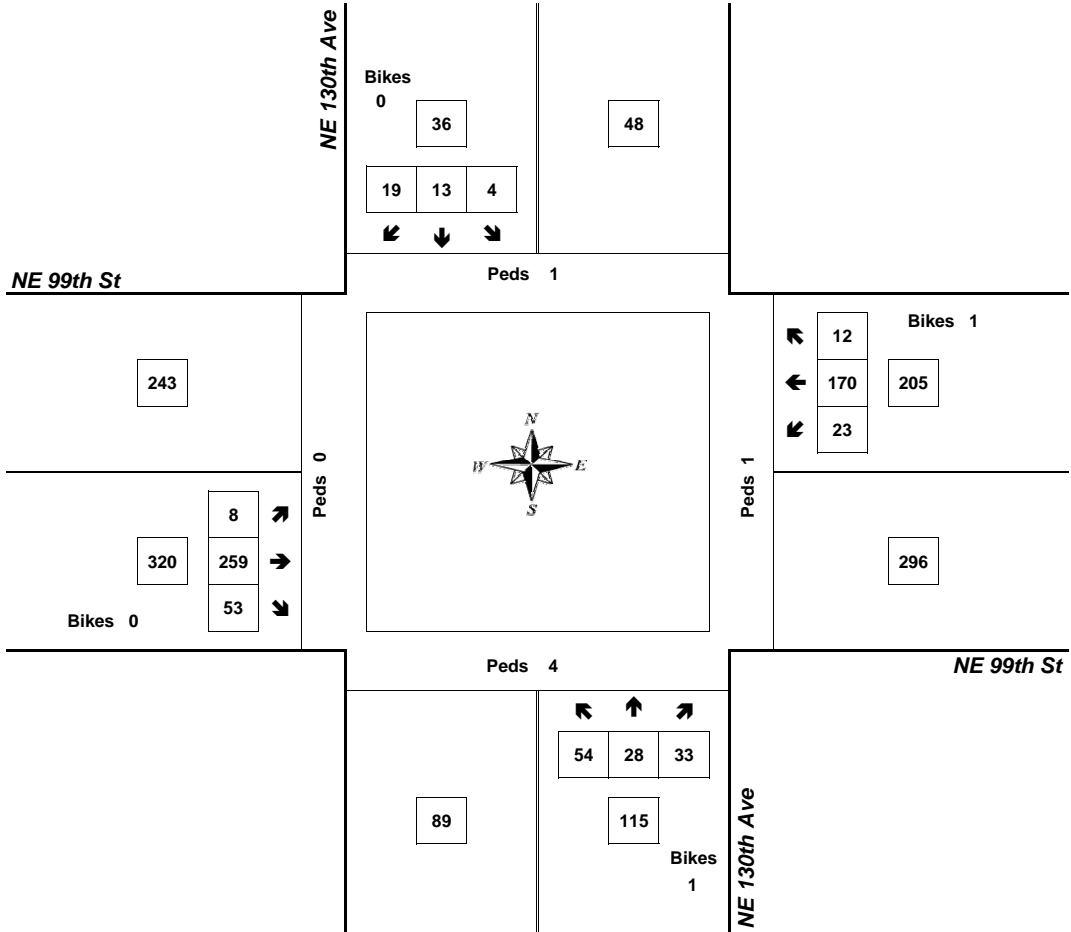
# Peak Hour Summary



Clay Carney  
(503) 833-2740

## NE 130th Ave & NE 99th St

4:25 PM to 5:25 PM  
Thursday, May 08, 2008



Approach	PHF	HV%	Volume
EB	0.77	2.2%	320
WB	0.80	2.4%	205
NB	0.90	5.2%	115
SB	0.60	0.0%	36
<b>Intersection</b>	<b>0.88</b>	<b>2.7%</b>	<b>676</b>

Count Period: 4:00 PM to 6:30 PM