

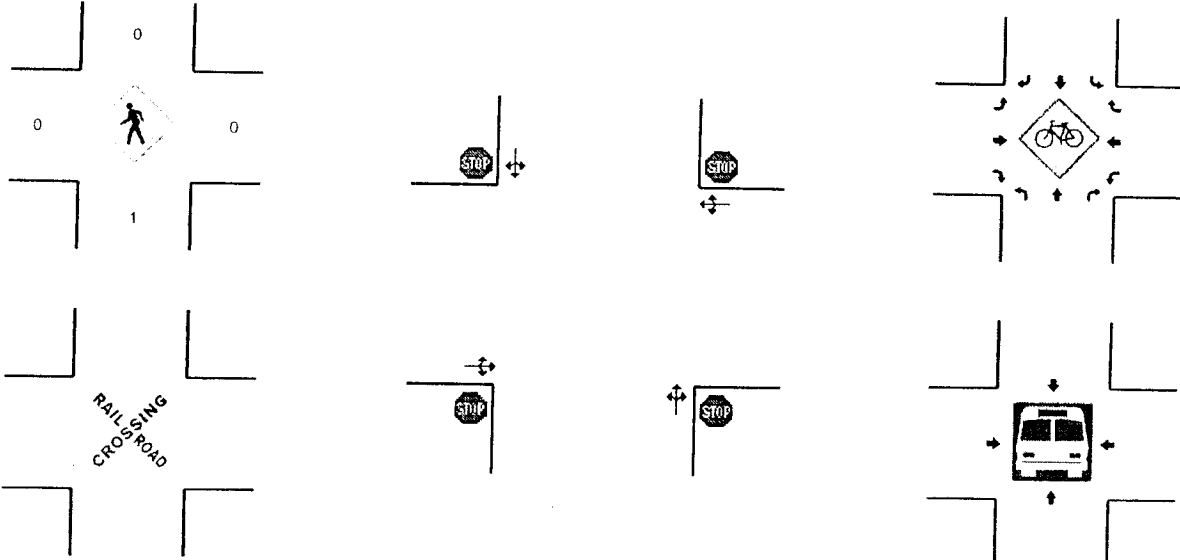
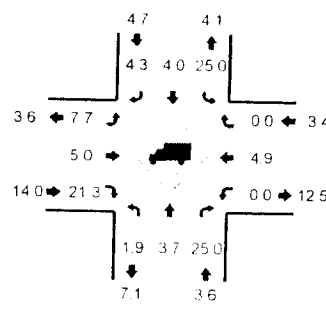
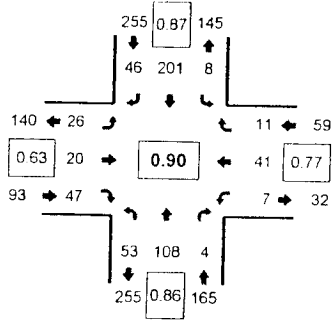
Type of peak hour being reported: Intersection Peak

Method for determining peak hour: Total Entering Volume

LOCATION: NE 152nd Ave -- NE 99th St
 CITY/STATE: Vancouver, WA

QC JOB #: 10357401
 DATE: 5/22/2008

Peak-Hour: 7:00 AM -- 8:00 AM
 Peak 15-Min: 7:25 AM -- 7:40 AM



| 5-Min Count Period Beginning At | NE 152nd Ave (Northbound) | | | | NE 152nd Ave (Southbound) | | | | NE 99th St (Eastbound) | | | | NE 99th St (Westbound) | | | | Total | Hourly Totals |
|---------------------------------|---------------------------|------|-------|---|---------------------------|------|-------|---|------------------------|------|-------|---|------------------------|------|-------|---|-------|---------------|
| | Left | Thru | Right | U | Left | Thru | Right | U | Left | Thru | Right | U | Left | Thru | Right | U | | |
| 7:00 AM | 4 | 13 | 0 | 0 | 1 | 21 | 4 | 0 | 1 | 3 | 2 | 0 | 0 | 5 | 2 | 0 | 56 | |
| 7:05 AM | 6 | 7 | 0 | 0 | 0 | 11 | 3 | 0 | 2 | 1 | 3 | 0 | 2 | 5 | 0 | 0 | 40 | |
| 7:10 AM | 9 | 9 | 0 | 0 | 0 | 15 | 5 | 0 | 3 | 3 | 3 | 0 | 1 | 1 | 1 | 0 | 50 | |
| 7:15 AM | 6 | 4 | 1 | 0 | 1 | 21 | 6 | 0 | 0 | 0 | 4 | 0 | 0 | 3 | 0 | 0 | 46 | |
| 7:20 AM | 4 | 5 | 1 | 0 | 0 | 19 | 0 | 0 | 3 | 3 | 7 | 0 | 0 | 2 | 1 | 0 | 45 | |
| 7:25 AM | 5 | 7 | 2 | 0 | 0 | 12 | 2 | 0 | 5 | 3 | 7 | 0 | 0 | 6 | 2 | 0 | 51 | |
| 7:30 AM | 4 | 9 | 0 | 0 | 0 | 21 | 2 | 0 | 3 | 3 | 3 | 0 | 0 | 5 | 2 | 0 | 52 | |
| 7:35 AM | 3 | 11 | 0 | 0 | 0 | 17 | 4 | 0 | 3 | 2 | 10 | 0 | 1 | 5 | 0 | 0 | 56 | |
| 7:40 AM | 1 | 11 | 0 | 0 | 1 | 22 | 3 | 0 | 1 | 2 | 2 | 0 | 1 | 3 | 0 | 0 | 47 | |
| 7:45 AM | 3 | 12 | 0 | 0 | 0 | 17 | 6 | 0 | 2 | 0 | 3 | 0 | 1 | 1 | 3 | 0 | 48 | |
| 7:50 AM | 5 | 12 | 0 | 0 | 5 | 13 | 8 | 0 | 2 | 0 | 1 | 0 | 0 | 3 | 0 | 0 | 49 | |
| 7:55 AM | 3 | 8 | 0 | 0 | 0 | 12 | 3 | 0 | 1 | 0 | 2 | 0 | 1 | 2 | 0 | 0 | 32 | 572 |
| 8:00 AM | 4 | 9 | 1 | 0 | 0 | 16 | 1 | 0 | 1 | 3 | 5 | 0 | 1 | 4 | 1 | 0 | 46 | 562 |
| 8:05 AM | 2 | 7 | 0 | 0 | 0 | 28 | 1 | 0 | 2 | 2 | 1 | 0 | 2 | 4 | 1 | 0 | 50 | 572 |
| 8:10 AM | 1 | 5 | 1 | 0 | 2 | 11 | 1 | 0 | 3 | 2 | 4 | 0 | 0 | 2 | 2 | 0 | 34 | 556 |
| 8:15 AM | 4 | 5 | 0 | 0 | 0 | 14 | 1 | 0 | 3 | 2 | 3 | 0 | 1 | 6 | 2 | 0 | 41 | 551 |
| 8:20 AM | 2 | 5 | 1 | 0 | 0 | 9 | 2 | 0 | 1 | 2 | 7 | 0 | 0 | 3 | 0 | 0 | 32 | 538 |
| 8:25 AM | 3 | 3 | 1 | 0 | 0 | 7 | 3 | 0 | 0 | 4 | 5 | 0 | 0 | 0 | 3 | 0 | 29 | 516 |
| 8:30 AM | 1 | 4 | 0 | 0 | 0 | 14 | 2 | 0 | 8 | 1 | 2 | 0 | 4 | 1 | 0 | 0 | 37 | 501 |
| 8:35 AM | 1 | 11 | 0 | 0 | 0 | 19 | 8 | 0 | 1 | 3 | 2 | 0 | 1 | 3 | 0 | 0 | 49 | 494 |
| 8:40 AM | 5 | 6 | 0 | 0 | 0 | 6 | 3 | 0 | 4 | 1 | 2 | 0 | 0 | 2 | 0 | 0 | 29 | 476 |
| 8:45 AM | 1 | 8 | 0 | 0 | 0 | 8 | 3 | 0 | 2 | 2 | 1 | 0 | 0 | 4 | 3 | 0 | 32 | 460 |
| 8:50 AM | 2 | 6 | 1 | 0 | 1 | 10 | 1 | 0 | 2 | 2 | 1 | 0 | 1 | 2 | 1 | 0 | 30 | 441 |
| 8:55 AM | 1 | 6 | 0 | 0 | 0 | 6 | 5 | 0 | 1 | 1 | 3 | 0 | 0 | 4 | 0 | 0 | 27 | 436 |

| Peak 15-Min Flowrates | Northbound | | | | Southbound | | | | Eastbound | | | | Westbound | | | | Total |
|-----------------------|------------|------|-------|---|------------|------|-------|---|-----------|------|-------|---|-----------|------|-------|---|-------|
| | Left | Thru | Right | U | Left | Thru | Right | U | Left | Thru | Right | U | Left | Thru | Right | U | |
| All Vehicles | 48 | 108 | 8 | 0 | 0 | 200 | 32 | 0 | 44 | 32 | 80 | 0 | 4 | 64 | 16 | 0 | 636 |
| Heavy Trucks | 0 | 4 | 4 | 0 | 0 | 4 | 0 | 0 | 4 | 4 | 16 | 0 | 0 | 0 | 0 | 0 | 36 |
| Pedestrians | | 0 | | | | 0 | | | | 0 | | | | 0 | | | 0 |
| Bicycles | | | | | | | | | | | | | | | | | |
| Railroad | | | | | | | | | | | | | | | | | |
| Stopped Buses | | | | | | | | | | | | | | | | | |

Comments: