

Type of report: Tube Count - Speed Data

LOCATION: SC01809 - NE Salmon Creek Ave N of NE 119th St															QC JOB #: 155490105		
SPECIFIC LOCATION:															DIRECTION: NB		
CITY/STATE: Salmon Creek, WA															DATE: Oct 28 2021		
Start Time	1 15	16 20	21 25	26 30	31 35	36 40	41 45	46 50	51 55	56 60	61 65	66 70	71 75	76 999	Total	Pace Speed	Number in Pace
12:00 AM	0	0	0	0	1	1	0	0	1	0	0	0	0	0	3	31-40	2
01:00 AM	0	0	0	0	0	1	0	0	0	0	0	0	0	0	1	31-40	1
02:00 AM	0	0	0	1	0	0	1	0	0	0	0	0	0	0	2	21-30	1
03:00 AM	0	0	0	0	0	1	0	0	0	0	0	0	0	0	1	31-40	1
04:00 AM	0	0	0	1	0	0	2	0	0	0	0	0	0	0	3	36-45	2
05:00 AM	1	0	0	1	3	7	3	0	0	0	0	0	0	0	15	31-40	10
06:00 AM	1	0	1	1	7	9	10	2	1	0	0	0	0	0	32	36-45	19
07:00 AM	0	1	3	4	6	40	19	3	0	0	0	0	0	0	76	36-45	59
08:00 AM	2	1	0	1	23	75	30	3	0	0	0	0	0	0	135	36-45	105
09:00 AM	1	0	0	5	34	66	21	2	0	0	0	0	0	0	129	31-40	100
10:00 AM	1	0	2	4	25	45	16	2	0	1	0	0	0	0	96	31-40	70
11:00 AM	3	0	1	3	30	51	19	5	2	0	0	0	0	0	114	31-40	81
12:00 PM	2	0	1	1	22	50	19	4	1	0	0	0	0	0	100	31-40	72
01:00 PM	3	0	0	2	27	47	22	5	0	0	0	0	0	0	106	31-40	74
02:00 PM	0	1	1	2	25	61	22	2	2	0	0	0	0	0	116	31-40	86
03:00 PM	0	0	5	3	30	67	26	6	0	1	0	0	0	0	138	31-40	97
04:00 PM	9	0	0	8	32	74	30	7	0	0	0	0	0	0	160	31-40	106
05:00 PM	3	0	1	4	14	75	43	0	0	0	0	0	0	0	140	36-45	118
06:00 PM	0	1	0	2	23	43	17	3	3	0	0	0	0	0	92	31-40	66
07:00 PM	0	0	0	3	21	22	6	2	0	1	0	0	0	0	55	31-40	43
08:00 PM	0	0	0	0	23	12	5	3	1	0	0	0	0	0	44	31-40	35
09:00 PM	0	0	0	1	8	9	7	0	0	0	0	0	0	0	25	31-40	17
10:00 PM	0	0	0	3	4	2	2	0	0	0	0	0	0	0	11	26-35	7
11:00 PM	0	0	0	2	3	3	3	0	0	0	0	0	0	0	11	31-40	6
Day Total	26	4	15	52	361	761	323	49	11	3	0	0	0	0	1605	31-40	1122
Percent	1.6%	0.2%	0.9%	3.2%	22.5%	47.4%	20.1%	3.1%	0.7%	0.2%	0%	0%	0%	0%			
AM Peak Volume	11:00 AM	7:00 AM	7:00 AM	9:00 AM	9:00 AM	8:00 AM	8:00 AM	11:00 AM	11:00 AM	10:00 AM	12:00 AM	12:00 AM	12:00 AM	12:00 AM	8:00 AM		
	3	1	3	5	34	75	30	5	2	1	0	0	0	0	135		
PM Peak Volume	4:00 PM	2:00 PM	3:00 PM	4:00 PM	4:00 PM	5:00 PM	5:00 PM	4:00 PM	6:00 PM	3:00 PM	12:00 PM	12:00 PM	12:00 PM	12:00 PM	4:00 PM		
	9	1	5	8	32	75	43	7	3	1	0	0	0	0	160		

Comments:

LOCATION: SC01809 - NE Salmon Creek Ave N of NE 119th St														QC JOB #: 155490105			
SPECIFIC LOCATION:														DIRECTION: NB			
CITY/STATE: Salmon Creek, WA														DATE: Oct 28 2021			
Speed Range	1 15	16 20	21 25	26 30	31 35	36 40	41 45	46 50	51 55	56 60	61 65	66 70	71 75	76 999	Total	Pace Speed	Number in Pace
Grand Total	26	4	15	52	361	761	323	49	11	3	0	0	0	0	1605	31-40	1122
Percent	1.6%	0.2%	0.9%	3.2%	22.5%	47.4%	20.1%	3.1%	0.7%	0.2%	0%	0%	0%	0%			
Cumulative Percent	1.6%	1.9%	2.8%	6%	28.5%	76%	96.1%	99.1%	99.8%	100%	100%	100%	100%	100%			
ADT 1605															85th Percentile: 43 MPH Mean Speed(Average): 37 MPH Median: 38 MPH Mode: 38 MPH		
<i>Comments:</i>																	



LOCATION: SC01809 - NE Salmon Creek Ave N of NE 119th St
SPECIFIC LOCATION:
CITY/STATE: Salmon Creek, WA

QC JOB #: 155490105
DIRECTION: NB
DATE: Oct 28 2021

Start Time	Motorcycles	Cars & Trailer	2 Axle Long	Buses	2 Axle 6 Tire	3 Axle Single	4 Axle Single	<5 Axle Double	5 Axle Double	>6 Axle Double	<6 Axle Multi	6 Axle Multi	>6 Axle Multi	Not Classified	Total
12:00 AM	0	3	0	0	0	0	0	0	0	0	0	0	0	0	3
01:00 AM	0	1	0	0	0	0	0	0	0	0	0	0	0	0	1
02:00 AM	0	2	0	0	0	0	0	0	0	0	0	0	0	0	2
03:00 AM	0	1	0	0	0	0	0	0	0	0	0	0	0	0	1
04:00 AM	0	3	0	0	0	0	0	0	0	0	0	0	0	0	3
05:00 AM	0	12	3	0	0	0	0	0	0	0	0	0	0	0	15
06:00 AM	0	25	5	0	1	0	0	0	0	0	0	0	0	1	32
07:00 AM	0	57	9	1	8	1	0	0	0	0	0	0	0	0	76
08:00 AM	1	91	30	1	9	0	0	1	0	0	0	0	0	2	135
09:00 AM	0	90	25	1	12	0	0	0	0	0	0	0	0	1	129
10:00 AM	0	79	12	1	3	0	0	0	0	0	0	0	0	1	96
11:00 AM	0	79	20	0	8	1	0	3	0	0	0	0	0	3	114
12:00 PM	0	73	15	1	8	0	0	1	0	0	0	0	0	2	100
01:00 PM	1	72	26	0	4	1	0	0	0	0	0	0	0	2	106
02:00 PM	1	80	23	1	10	0	0	1	0	0	0	0	0	0	116
03:00 PM	1	100	25	2	9	0	0	1	0	0	0	0	0	0	138
04:00 PM	0	114	30	2	5	2	0	0	0	0	0	0	0	7	160
05:00 PM	0	106	29	0	2	0	0	0	0	0	0	0	0	3	140
06:00 PM	1	73	16	0	2	0	0	0	0	0	0	0	0	0	92
07:00 PM	0	44	6	0	4	1	0	0	0	0	0	0	0	0	55
08:00 PM	2	34	7	0	1	0	0	0	0	0	0	0	0	0	44
09:00 PM	0	19	5	0	1	0	0	0	0	0	0	0	0	0	25
10:00 PM	0	8	2	0	1	0	0	0	0	0	0	0	0	0	11
11:00 PM	0	10	1	0	0	0	0	0	0	0	0	0	0	0	11
Day Total	7	1176	289	10	88	6	0	7	0	0	0	0	0	22	1605
Percent	0.4%	73.3%	18%	0.6%	5.5%	0.4%	0%	0.4%	0%	0%	0%	0%	0%	1.4%	
ADT 1605															
AM Peak	8:00 AM	8:00 AM	8:00 AM	7:00 AM	9:00 AM	7:00 AM	12:00 AM	11:00 AM	12:00 AM	12:00 AM	12:00 AM	12:00 AM	12:00 AM	11:00 AM	8:00 AM
Volume	1	91	30	1	12	1	0	3	0	0	0	0	0	3	135
PM Peak	8:00 PM	4:00 PM	4:00 PM	3:00 PM	2:00 PM	4:00 PM	12:00 PM	12:00 PM	12:00 PM	12:00 PM	12:00 PM	12:00 PM	12:00 PM	4:00 PM	4:00 PM
Volume	2	114	30	2	10	2	0	1	0	0	0	0	0	7	160

Comments:

LOCATION: SC01809 - NE Salmon Creek Ave N of NE 119th St **QC JOB #:** 155490105
SPECIFIC LOCATION: **DIRECTION:** NB
CITY/STATE: Salmon Creek, WA **DATE:** Oct 28 2021

	Motorcycles	Cars & Trailer	2 Axle Long	Buses	2 Axle 6 Tire	3 Axle Single	4 Axle Single	<5 Axle Double	5 Axle Double	>6 Axle Double	<6 Axle Multi	6 Axle Multi	>6 Axle Multi	Not Classified	Total
Grand Total	7	1176	289	10	88	6	0	7	0	0	0	0	0	22	1605
Percent	0.4%	73.3%	18%	0.6%	5.5%	0.4%	0%	0.4%	0%	0%	0%	0%	0%	1.4%	
ADT 1605															

Comments:



Type of report: Tube Count - Volume Data

LOCATION: SC01809 - NE Salmon Creek Ave N of NE 119th St SPECIFIC LOCATION: CITY/STATE: Salmon Creek, WA							QC JOB #: 155490105 DIRECTION: NB DATE: Oct 28 2021 - Oct 28 2021			
Start Time	Mon	Tue	Wed	Thu 28 Oct 21	Fri	Average Weekday Hourly Traffic	Sat	Sun	Average Week Hourly Traffic	Average Week Profile
12:00 AM				3		3			3	
01:00 AM				1		1			1	
02:00 AM				2		2			2	
03:00 AM				1		1			1	
04:00 AM				3		3			3	
05:00 AM				15		15			15	
06:00 AM				32		32			32	
07:00 AM				76		76			76	
08:00 AM				135		135			135	
09:00 AM				129		129			129	
10:00 AM				96		96			96	
11:00 AM				114		114			114	
12:00 PM				100		100			100	
01:00 PM				106		106			106	
02:00 PM				116		116			116	
03:00 PM				138		138			138	
04:00 PM				160		160			160	
05:00 PM				140		140			140	
06:00 PM				92		92			92	
07:00 PM				55		55			55	
08:00 PM				44		44			44	
09:00 PM				25		25			25	
10:00 PM				11		11			11	
11:00 PM				11		11			11	
Day Total				1605		1605			1605	
% Weekday Average				100%						
% Week Average				100%		100%				
AM Peak Volume				8:00 AM 135		8:00 AM 135			8:00 AM 135	
PM Peak Volume				4:00 PM 160		4:00 PM 160			4:00 PM 160	

Comments:

Type of report: Tube Count - Speed Data

LOCATION: SC01809 - NE Salmon Creek Ave N of NE 119th St															QC JOB #: 155490105		
SPECIFIC LOCATION:															DIRECTION: SB		
CITY/STATE: Salmon Creek, WA															DATE: Oct 28 2021		
Start Time	1 15	16 20	21 25	26 30	31 35	36 40	41 45	46 50	51 55	56 60	61 65	66 70	71 75	76 999	Total	Pace Speed	Number in Pace
12:00 AM	0	0	0	0	0	3	4	2	1	0	0	0	0	0	10	36-45	7
01:00 AM	0	0	0	0	0	3	1	1	1	0	0	0	0	0	6	36-45	4
02:00 AM	0	0	0	0	0	4	0	0	0	0	0	0	0	0	4	31-40	4
03:00 AM	0	0	0	0	2	0	0	0	0	0	0	0	0	0	2	26-35	2
04:00 AM	0	0	0	0	0	3	0	0	0	0	0	0	0	0	3	31-40	3
05:00 AM	0	0	0	0	2	3	2	1	0	0	0	0	0	0	8	33-42	5
06:00 AM	1	0	0	0	2	6	11	5	1	0	0	0	0	0	26	36-45	17
07:00 AM	2	1	0	0	8	44	26	11	2	0	0	0	0	0	94	36-45	70
08:00 AM	3	0	1	0	16	37	32	10	3	0	0	0	0	0	102	36-45	69
09:00 AM	1	0	0	3	10	45	42	5	1	0	0	0	0	0	107	36-45	87
10:00 AM	1	0	0	0	22	57	24	9	1	1	1	0	0	0	116	36-45	81
11:00 AM	3	1	0	2	24	32	43	13	3	0	0	0	0	0	121	36-45	75
12:00 PM	2	0	0	1	20	64	57	13	3	0	0	0	0	0	160	36-45	121
01:00 PM	1	0	0	0	21	49	42	13	6	0	0	0	0	0	132	36-45	91
02:00 PM	3	0	1	0	14	56	70	9	1	0	0	0	0	0	154	36-45	126
03:00 PM	1	0	0	3	15	69	55	15	4	1	0	0	0	0	163	36-45	124
04:00 PM	5	0	2	4	18	90	87	17	6	0	0	0	0	0	229	36-45	177
05:00 PM	5	0	0	0	6	73	76	30	3	0	0	0	0	0	193	36-45	149
06:00 PM	2	0	1	1	13	39	31	13	0	0	1	0	0	0	101	36-45	70
07:00 PM	1	0	0	0	5	18	24	13	2	4	0	0	0	0	67	36-45	42
08:00 PM	0	0	1	0	3	18	14	6	0	0	0	0	0	0	42	36-45	32
09:00 PM	0	0	0	1	1	6	6	1	0	1	0	0	0	0	16	36-45	12
10:00 PM	0	0	0	2	3	8	4	2	0	0	0	0	0	0	19	36-45	12
11:00 PM	0	0	0	0	2	2	6	2	1	0	0	0	0	0	13	38-47	8
Day Total	31	2	6	17	207	729	657	191	39	7	2	0	0	0	1888	36-45	1386
Percent	1.6%	0.1%	0.3%	0.9%	11%	38.6%	34.8%	10.1%	2.1%	0.4%	0.1%	0%	0%	0%			
AM Peak Volume	8:00 AM	7:00 AM	8:00 AM	9:00 AM	11:00 AM	10:00 AM	11:00 AM	11:00 AM	8:00 AM	10:00 AM	10:00 AM	12:00 AM	12:00 AM	12:00 AM	11:00 AM		
	3	1	1	3	24	57	43	13	3	1	1	0	0	0	121		
PM Peak Volume	4:00 PM	12:00 PM	4:00 PM	4:00 PM	1:00 PM	4:00 PM	4:00 PM	5:00 PM	1:00 PM	7:00 PM	6:00 PM	12:00 PM	12:00 PM	12:00 PM	4:00 PM		
	5	0	2	4	21	90	87	30	6	4	1	0	0	0	229		

Report generated on 11/1/2021 3:37 PM

SOURCE: Quality Counts, LLC (<http://www.qualitycounts.net>)

LOCATION: SC01809 - NE Salmon Creek Ave N of NE 119th St														QC JOB #: 155490105			
SPECIFIC LOCATION:														DIRECTION: SB			
CITY/STATE: Salmon Creek, WA														DATE: Oct 28 2021			
Speed Range	1 15	16 20	21 25	26 30	31 35	36 40	41 45	46 50	51 55	56 60	61 65	66 70	71 75	76 999	Total	Pace Speed	Number in Pace
Grand Total	31	2	6	17	207	729	657	191	39	7	2	0	0	0	1888	36-45	1386
Percent	1.6%	0.1%	0.3%	0.9%	11%	38.6%	34.8%	10.1%	2.1%	0.4%	0.1%	0%	0%	0%			
Cumulative Percent	1.6%	1.7%	2.1%	3%	13.9%	52.5%	87.3%	97.5%	99.5%	99.9%	100%	100%	100%	100%			
ADT 1888															85th Percentile: 45 MPH Mean Speed(Average): 39 MPH Median: 40 MPH Mode: 38 MPH		
<i>Comments:</i>																	



LOCATION: SC01809 - NE Salmon Creek Ave N of NE 119th St
SPECIFIC LOCATION:
CITY/STATE: Salmon Creek, WA

QC JOB #: 155490105
DIRECTION: SB
DATE: Oct 28 2021

Start Time	Motorcycles	Cars & Trailer	2 Axle Long	Buses	2 Axle 6 Tire	3 Axle Single	4 Axle Single	<5 Axle Double	5 Axle Double	>6 Axle Double	<6 Axle Multi	6 Axle Multi	>6 Axle Multi	Not Classified	Total
12:00 AM	0	9	1	0	0	0	0	0	0	0	0	0	0	0	10
01:00 AM	0	5	0	0	1	0	0	0	0	0	0	0	0	0	6
02:00 AM	0	3	1	0	0	0	0	0	0	0	0	0	0	0	4
03:00 AM	0	2	0	0	0	0	0	0	0	0	0	0	0	0	2
04:00 AM	0	3	0	0	0	0	0	0	0	0	0	0	0	0	3
05:00 AM	0	6	2	0	0	0	0	0	0	0	0	0	0	0	8
06:00 AM	0	17	5	1	2	0	0	0	0	0	0	0	0	1	26
07:00 AM	0	67	19	1	3	1	0	2	0	0	0	0	0	1	94
08:00 AM	0	65	23	1	6	2	0	2	0	0	0	0	0	3	102
09:00 AM	0	82	15	0	7	0	0	1	1	0	0	0	0	1	107
10:00 AM	0	83	24	0	4	2	0	2	0	0	0	0	0	1	116
11:00 AM	0	84	29	0	5	0	0	0	0	0	0	0	0	3	121
12:00 PM	0	123	24	2	9	0	0	0	0	0	0	0	0	2	160
01:00 PM	2	95	21	0	12	0	0	1	0	0	0	0	0	1	132
02:00 PM	0	118	19	2	9	0	0	3	0	0	0	0	0	3	154
03:00 PM	1	124	26	0	10	0	0	2	0	0	0	0	0	0	163
04:00 PM	0	180	32	2	9	0	0	1	0	0	0	0	0	5	229
05:00 PM	0	149	30	0	7	0	0	2	0	0	0	0	0	5	193
06:00 PM	1	78	15	0	3	0	0	2	0	0	0	0	0	2	101
07:00 PM	0	48	14	0	4	0	0	0	0	0	0	0	0	1	67
08:00 PM	3	31	7	0	1	0	0	0	0	0	0	0	0	0	42
09:00 PM	0	11	4	0	1	0	0	0	0	0	0	0	0	0	16
10:00 PM	0	15	3	0	1	0	0	0	0	0	0	0	0	0	19
11:00 PM	0	11	1	0	1	0	0	0	0	0	0	0	0	0	13
Day Total	7	1409	315	9	95	5	0	18	1	0	0	0	0	29	1888
Percent	0.4%	74.6%	16.7%	0.5%	5%	0.3%	0%	1%	0.1%	0%	0%	0%	0%	1.5%	
ADT 1888															
AM Peak	12:00 AM	11:00 AM	11:00 AM	6:00 AM	9:00 AM	8:00 AM	12:00 AM	7:00 AM	9:00 AM	12:00 AM	12:00 AM	12:00 AM	12:00 AM	8:00 AM	11:00 AM
Volume	0	84	29	1	7	2	0	2	1	0	0	0	0	3	121
PM Peak	8:00 PM	4:00 PM	4:00 PM	12:00 PM	1:00 PM	12:00 PM	12:00 PM	2:00 PM	12:00 PM	12:00 PM	12:00 PM	12:00 PM	12:00 PM	4:00 PM	4:00 PM
Volume	3	180	32	2	12	0	0	3	0	0	0	0	0	5	229

Comments:

LOCATION: SC01809 - NE Salmon Creek Ave N of NE 119th St **QC JOB #:** 155490105
SPECIFIC LOCATION: **DIRECTION:** SB
CITY/STATE: Salmon Creek, WA **DATE:** Oct 28 2021

	Motorcycles	Cars & Trailer	2 Axle Long	Buses	2 Axle 6 Tire	3 Axle Single	4 Axle Single	<5 Axle Double	5 Axle Double	>6 Axle Double	<6 Axle Multi	6 Axle Multi	>6 Axle Multi	Not Classified	Total
Grand Total	7	1409	315	9	95	5	0	18	1	0	0	0	0	29	1888
Percent	0.4%	74.6%	16.7%	0.5%	5%	0.3%	0%	1%	0.1%	0%	0%	0%	0%	1.5%	
ADT 1888															

Comments:



Type of report: Tube Count - Volume Data

LOCATION: SC01809 - NE Salmon Creek Ave N of NE 119th St							QC JOB #: 155490105			
SPECIFIC LOCATION:							DIRECTION: SB			
CITY/STATE: Salmon Creek, WA							DATE: Oct 28 2021 - Oct 28 2021			
Start Time	Mon	Tue	Wed	Thu 28 Oct 21	Fri	Average Weekday Hourly Traffic	Sat	Sun	Average Week Hourly Traffic	Average Week Profile
12:00 AM				10		10			10	
01:00 AM				6		6			6	
02:00 AM				4		4			4	
03:00 AM				2		2			2	
04:00 AM				3		3			3	
05:00 AM				8		8			8	
06:00 AM				26		26			26	
07:00 AM				94		94			94	
08:00 AM				102		102			102	
09:00 AM				107		107			107	
10:00 AM				116		116			116	
11:00 AM				121		121			121	
12:00 PM				160		160			160	
01:00 PM				132		132			132	
02:00 PM				154		154			154	
03:00 PM				163		163			163	
04:00 PM				229		229			229	
05:00 PM				193		193			193	
06:00 PM				101		101			101	
07:00 PM				67		67			67	
08:00 PM				42		42			42	
09:00 PM				16		16			16	
10:00 PM				19		19			19	
11:00 PM				13		13			13	
Day Total				1888		1888			1888	
% Weekday Average				100%						
% Week Average				100%		100%				
AM Peak Volume				11:00 AM 121		11:00 AM 121			11:00 AM 121	
PM Peak Volume				4:00 PM 229		4:00 PM 229			4:00 PM 229	

Comments:

Type of report: Tube Count - Speed Data

LOCATION: SC01851 - NE 119th St E of NE Salmon Creek Ave														QC JOB #: 15549084			
SPECIFIC LOCATION:														DIRECTION: EB			
CITY/STATE: Salmon Creek, WA														DATE: Nov 30 2021			
Start Time	1 15	16 20	21 25	26 30	31 35	36 40	41 45	46 50	51 55	56 60	61 65	66 70	71 75	76 999	Total	Pace Speed	Number in Pace
12:00 AM	0	0	0	0	0	8	3	4	0	0	0	0	0	0	15	36-45	11
01:00 AM	0	0	0	1	1	2	5	2	0	0	0	0	0	0	11	40-49	7
02:00 AM	0	1	0	0	1	2	5	3	2	1	1	0	0	0	16	41-50	8
03:00 AM	0	0	0	0	0	3	2	1	0	1	0	0	0	0	7	36-45	5
04:00 AM	0	0	0	0	1	3	2	2	0	0	0	0	0	0	8	36-45	5
05:00 AM	1	0	0	0	3	12	24	4	0	0	0	0	0	0	44	36-45	36
06:00 AM	3	0	0	4	6	37	43	18	5	1	0	0	0	0	117	36-45	80
07:00 AM	7	0	0	0	13	75	115	38	6	1	0	0	0	0	255	36-45	190
08:00 AM	10	0	1	1	17	84	100	33	6	0	0	0	0	0	252	36-45	184
09:00 AM	11	0	0	0	15	76	101	25	3	1	0	0	0	0	232	36-45	177
10:00 AM	3	0	0	4	28	108	94	25	5	1	0	0	0	0	268	36-45	202
11:00 AM	15	0	1	2	21	125	140	23	0	0	0	0	0	0	327	36-45	265
12:00 PM	2	0	2	1	24	142	138	33	1	0	1	0	0	0	344	36-45	280
01:00 PM	11	0	8	11	29	132	135	17	1	0	0	0	0	0	344	36-45	267
02:00 PM	13	7	4	12	34	137	165	35	2	2	0	0	1	0	412	36-45	302
03:00 PM	18	0	0	10	41	157	167	33	3	1	0	0	0	0	430	36-45	324
04:00 PM	14	2	8	8	37	195	171	34	2	0	0	0	0	0	471	36-45	366
05:00 PM	15	0	0	5	87	186	139	28	3	0	0	0	0	1	464	36-45	325
06:00 PM	10	0	0	3	35	113	114	33	3	0	0	0	0	0	311	36-45	227
07:00 PM	3	0	0	0	11	63	100	36	8	1	0	0	0	0	222	36-45	163
08:00 PM	4	0	0	1	7	52	64	30	2	0	0	0	0	0	160	36-45	116
09:00 PM	1	0	0	2	6	27	42	18	1	0	0	0	0	0	97	36-45	69
10:00 PM	0	1	0	0	4	23	26	7	2	0	0	0	0	0	63	36-45	49
11:00 PM	0	0	0	0	3	5	19	9	3	1	0	0	0	0	40	41-50	28
Day Total	141	11	24	65	424	1767	1914	491	58	11	2	0	1	1	4910	36-45	3681
Percent	2.9%	0.2%	0.5%	1.3%	8.6%	36%	39%	10%	1.2%	0.2%	0%	0%	0%	0%			
AM Peak Volume	11:00 AM 15	2:00 AM 1	8:00 AM 1	6:00 AM 4	10:00 AM 28	11:00 AM 125	11:00 AM 140	7:00 AM 38	7:00 AM 6	2:00 AM 1	2:00 AM 1	12:00 AM 0	12:00 AM 0	12:00 AM 0	11:00 AM 327		
PM Peak Volume	3:00 PM 18	2:00 PM 7	1:00 PM 8	2:00 PM 12	5:00 PM 87	4:00 PM 195	4:00 PM 171	7:00 PM 36	7:00 PM 8	2:00 PM 2	12:00 PM 1	12:00 PM 0	2:00 PM 1	5:00 PM 1	4:00 PM 471		
<i>Comments:</i>																	

Report generated on 12/2/2021 2:59 PM

SOURCE: Quality Counts, LLC (<http://www.qualitycounts.net>)

SUMMARY - Tube Count - Speed Data

LOCATION: SC01851 - NE 119th St E of NE Salmon Creek Ave														QC JOB #: 15549084			
SPECIFIC LOCATION:														DIRECTION: EB			
CITY/STATE: Salmon Creek, WA														DATE: Nov 30 2021			
Speed Range	1 15	16 20	21 25	26 30	31 35	36 40	41 45	46 50	51 55	56 60	61 65	66 70	71 75	76 999	Total	Pace Speed	Number in Pace
Grand Total	141	11	24	65	424	1767	1914	491	58	11	2	0	1	1	4910	36-45	3681
Percent	2.9%	0.2%	0.5%	1.3%	8.6%	36%	39%	10%	1.2%	0.2%	0%	0%	0%	0%			
Cumulative Percent	2.9%	3.1%	3.6%	4.9%	13.5%	49.5%	88.5%	98.5%	99.7%	99.9%	100%	100%	100%	100%			
ADT 4910															85th Percentile: 45 MPH Mean Speed(Average): 40 MPH Median: 41 MPH Mode: 43 MPH		
<i>Comments:</i>																	



Type of report: Tube Count - Vehicle Classification Data

LOCATION: SC01851 - NE 119th St E of NE Salmon Creek Ave
SPECIFIC LOCATION:
CITY/STATE: Salmon Creek, WA

QC JOB #: 15549084
DIRECTION: EB
DATE: Nov 30 2021


Start Time	Motorcycles	Cars & Trailer	2 Axle Long	Buses	2 Axle 6 Tire	3 Axle Single	4 Axle Single	<5 Axle Double	5 Axle Double	>6 Axle Double	<6 Axle Multi	6 Axle Multi	>6 Axle Multi	Not Classified	Total
12:00 AM	0	12	3	0	0	0	0	0	0	0	0	0	0	0	15
01:00 AM	0	8	3	0	0	0	0	0	0	0	0	0	0	0	11
02:00 AM	0	13	1	0	2	0	0	0	0	0	0	0	0	0	16
03:00 AM	0	3	3	0	1	0	0	0	0	0	0	0	0	0	7
04:00 AM	0	7	1	0	0	0	0	0	0	0	0	0	0	0	8
05:00 AM	0	23	7	1	12	0	0	0	0	0	0	0	0	1	44
06:00 AM	0	68	21	1	22	1	0	1	0	0	0	0	0	3	117
07:00 AM	1	172	44	1	24	1	0	5	0	1	0	0	0	6	255
08:00 AM	1	142	68	4	27	2	0	0	0	0	0	0	0	8	252
09:00 AM	0	148	45	0	25	1	0	2	0	0	0	0	0	11	232
10:00 AM	0	166	58	2	36	1	0	2	0	0	0	0	0	3	268
11:00 AM	1	212	62	1	33	1	0	2	1	0	0	0	0	14	327
12:00 PM	0	222	79	0	37	0	0	3	1	0	0	0	0	2	344
01:00 PM	1	218	62	2	46	2	0	2	0	1	0	0	0	10	344
02:00 PM	1	259	85	2	45	3	0	4	0	0	0	0	0	13	412
03:00 PM	2	283	77	1	43	2	0	5	0	0	0	0	0	17	430
04:00 PM	1	284	93	0	66	5	0	8	0	0	0	0	0	14	471
05:00 PM	0	319	77	1	49	0	0	3	0	0	0	0	0	15	464
06:00 PM	1	212	58	0	30	0	0	0	0	0	0	0	0	10	311
07:00 PM	0	155	38	0	26	0	0	0	0	0	0	0	0	3	222
08:00 PM	0	117	24	0	15	0	0	0	0	0	0	0	0	4	160
09:00 PM	0	74	16	0	6	0	0	0	0	0	0	0	0	1	97
10:00 PM	0	50	9	0	4	0	0	0	0	0	0	0	0	0	63
11:00 PM	0	31	7	0	2	0	0	0	0	0	0	0	0	0	40
Day Total	9	3198	941	16	551	19	0	37	2	2	0	0	0	135	4910
Percent	0.2%	65.1%	19.2%	0.3%	11.2%	0.4%	0%	0.8%	0%	0%	0%	0%	0%	2.7%	
ADT 4910															
AM Peak	7:00 AM	11:00 AM	8:00 AM	8:00 AM	10:00 AM	8:00 AM	12:00 AM	7:00 AM	11:00 AM	7:00 AM	12:00 AM	12:00 AM	12:00 AM	11:00 AM	11:00 AM
Volume	1	212	68	4	36	2	0	5	1	1	0	0	0	14	327
PM Peak	3:00 PM	5:00 PM	4:00 PM	1:00 PM	4:00 PM	4:00 PM	12:00 PM	4:00 PM	12:00 PM	1:00 PM	12:00 PM	12:00 PM	12:00 PM	3:00 PM	4:00 PM
Volume	2	319	93	2	66	5	0	8	1	1	0	0	0	17	471

Comments:

LOCATION: SC01851 - NE 119th St E of NE Salmon Creek Ave **QC JOB #:** 15549084
SPECIFIC LOCATION: **DIRECTION:** EB
CITY/STATE: Salmon Creek, WA **DATE:** Nov 30 2021

	Motorcycles	Cars & Trailer	2 Axle Long	Buses	2 Axle 6 Tire	3 Axle Single	4 Axle Single	<5 Axle Double	5 Axle Double	>6 Axle Double	<6 Axle Multi	6 Axle Multi	>6 Axle Multi	Not Classified	Total
Grand Total	9	3198	941	16	551	19	0	37	2	2	0	0	0	135	4910
Percent	0.2%	65.1%	19.2%	0.3%	11.2%	0.4%	0%	0.8%	0%	0%	0%	0%	0%	2.7%	
ADT 4910															

Comments:



Type of report: Tube Count - Volume Data

LOCATION: SC01851 - NE 119th St E of NE Salmon Creek Ave SPECIFIC LOCATION: CITY/STATE: Salmon Creek, WA							QC JOB #: 15549084 DIRECTION: EB DATE: Nov 30 2021 - Nov 30 2021			
Start Time	Mon 30 Nov 21	Tue	Wed	Thu	Fri	Average Weekday Hourly Traffic	Sat	Sun	Average Week Hourly Traffic	Average Week Profile
12:00 AM		15				15			15	
01:00 AM		11				11			11	
02:00 AM		16				16			16	
03:00 AM		7				7			7	
04:00 AM		8				8			8	
05:00 AM		44				44			44	
06:00 AM		117				117			117	
07:00 AM		255				255			255	
08:00 AM		252				252			252	
09:00 AM		232				232			232	
10:00 AM		268				268			268	
11:00 AM		327				327			327	
12:00 PM		344				344			344	
01:00 PM		344				344			344	
02:00 PM		412				412			412	
03:00 PM		430				430			430	
04:00 PM		471				471			471	
05:00 PM		464				464			464	
06:00 PM		311				311			311	
07:00 PM		222				222			222	
08:00 PM		160				160			160	
09:00 PM		97				97			97	
10:00 PM		63				63			63	
11:00 PM		40				40			40	
Day Total		4910				4910			4910	
% Weekday Average		100%								
% Week Average		100%				100%				
AM Peak Volume		11:00 AM 327				11:00 AM 327			11:00 AM 327	
PM Peak Volume		4:00 PM 471				4:00 PM 471			4:00 PM 471	

Comments:

Type of report: Tube Count - Speed Data

LOCATION: SC01851 - NE 119th St E of NE Salmon Creek Ave															QC JOB #: 15549084		
SPECIFIC LOCATION:															DIRECTION: WB		
CITY/STATE: Salmon Creek, WA															DATE: Nov 30 2021		
Start Time	1 15	16 20	21 25	26 30	31 35	36 40	41 45	46 50	51 55	56 60	61 65	66 70	71 75	76 999	Total	Pace Speed	Number in Pace
12:00 AM	0	0	0	1	0	6	4	1	0	0	0	0	0	0	12	36-45	10
01:00 AM	0	0	0	0	0	0	3	0	1	0	0	0	0	0	4	36-45	3
02:00 AM	0	0	0	0	0	3	2	2	0	0	0	0	0	0	7	36-45	5
03:00 AM	0	0	0	0	1	6	4	2	0	1	0	0	0	0	14	36-45	10
04:00 AM	0	0	0	1	3	7	14	7	2	0	0	0	0	0	34	36-45	21
05:00 AM	2	0	0	1	5	26	31	22	3	1	0	0	0	0	91	36-45	57
06:00 AM	3	0	0	1	15	65	93	19	4	0	0	0	0	0	200	36-45	158
07:00 AM	7	0	0	1	20	125	155	33	3	0	0	0	0	0	344	36-45	280
08:00 AM	10	0	1	5	26	143	154	42	3	1	0	0	0	0	385	36-45	297
09:00 AM	8	0	0	0	15	139	141	38	0	0	0	0	0	0	341	36-45	280
10:00 AM	7	0	2	1	27	130	146	27	3	0	0	0	0	0	343	36-45	276
11:00 AM	16	0	0	0	18	109	143	40	2	2	0	0	0	0	330	36-45	252
12:00 PM	10	1	0	1	16	122	160	40	6	0	0	0	0	0	356	36-45	282
01:00 PM	11	1	0	0	5	102	152	40	4	0	0	0	0	0	315	36-45	254
02:00 PM	15	2	0	0	31	142	149	31	3	1	0	0	0	0	374	36-45	291
03:00 PM	26	1	1	1	14	140	156	31	5	0	0	0	0	0	375	36-45	296
04:00 PM	16	0	0	0	22	170	186	27	2	0	1	0	1	0	425	36-45	356
05:00 PM	17	0	1	5	14	133	154	31	2	0	0	0	1	0	358	36-45	287
06:00 PM	6	0	0	2	13	83	118	36	2	0	0	0	0	0	260	36-45	201
07:00 PM	2	0	0	0	3	41	71	20	7	0	1	0	0	0	145	36-45	112
08:00 PM	2	0	0	0	11	39	38	21	4	2	2	0	0	0	119	36-45	77
09:00 PM	1	0	0	1	2	9	41	11	4	0	0	0	0	0	69	41-50	52
10:00 PM	0	0	0	0	1	14	25	8	3	0	0	0	0	0	51	36-45	39
11:00 PM	0	0	0	0	3	7	10	6	0	1	1	1	0	0	29	36-45	17
Day Total	159	5	5	21	265	1761	2150	535	63	9	5	1	2	0	4981	36-45	3911
Percent	3.2%	0.1%	0.1%	0.4%	5.3%	35.4%	43.2%	10.7%	1.3%	0.2%	0.1%	0%	0%	0%			
AM Peak Volume	11:00 AM	12:00 AM	10:00 AM	8:00 AM	10:00 AM	8:00 AM	7:00 AM	8:00 AM	6:00 AM	11:00 AM	12:00 AM	12:00 AM	12:00 AM	12:00 AM	8:00 AM		
	16	0	2	5	27	143	155	42	4	2	0	0	0	0	385		
PM Peak Volume	3:00 PM	2:00 PM	3:00 PM	5:00 PM	2:00 PM	4:00 PM	4:00 PM	12:00 PM	7:00 PM	8:00 PM	8:00 PM	11:00 PM	4:00 PM	12:00 PM	4:00 PM		
	26	2	1	5	31	170	186	40	7	2	2	1	1	0	425		

Comments:

SUMMARY - Tube Count - Speed Data

LOCATION: SC01851 - NE 119th St E of NE Salmon Creek Ave														QC JOB #: 15549084			
SPECIFIC LOCATION:														DIRECTION: WB			
CITY/STATE: Salmon Creek, WA														DATE: Nov 30 2021			
Speed Range	1 15	16 20	21 25	26 30	31 35	36 40	41 45	46 50	51 55	56 60	61 65	66 70	71 75	76 999	Total	Pace Speed	Number in Pace
Grand Total	159	5	5	21	265	1761	2150	535	63	9	5	1	2	0	4981	36-45	3911
Percent	3.2%	0.1%	0.1%	0.4%	5.3%	35.4%	43.2%	10.7%	1.3%	0.2%	0.1%	0%	0%	0%			
Cumulative Percent	3.2%	3.3%	3.4%	3.8%	9.1%	44.5%	87.7%	98.4%	99.7%	99.8%	99.9%	100%	100%	100%			
ADT 4981															85th Percentile: 45 MPH Mean Speed(Average): 40 MPH Median: 41 MPH Mode: 43 MPH		
<i>Comments:</i>																	



LOCATION: SC01851 - NE 119th St E of NE Salmon Creek Ave
SPECIFIC LOCATION:
CITY/STATE: Salmon Creek, WA

QC JOB #: 15549084
DIRECTION: WB
DATE: Nov 30 2021


Start Time	Motorcycles	Cars & Trailer	2 Axle Long	Buses	2 Axle 6 Tire	3 Axle Single	4 Axle Single	<5 Axle Double	5 Axle Double	>6 Axle Double	<6 Axle Multi	6 Axle Multi	>6 Axle Multi	Not Classified	Total
12:00 AM	0	10	1	0	0	1	0	0	0	0	0	0	0	0	12
01:00 AM	0	3	1	0	0	0	0	0	0	0	0	0	0	0	4
02:00 AM	0	6	1	0	0	0	0	0	0	0	0	0	0	0	7
03:00 AM	0	12	2	0	0	0	0	0	0	0	0	0	0	0	14
04:00 AM	0	21	9	0	4	0	0	0	0	0	0	0	0	0	34
05:00 AM	0	62	20	1	6	0	0	0	0	0	0	0	0	2	91
06:00 AM	1	134	35	1	22	3	0	0	0	1	0	0	0	3	200
07:00 AM	0	249	59	0	23	1	0	3	2	0	0	0	0	7	344
08:00 AM	1	243	81	5	32	3	0	9	0	1	0	0	0	10	385
09:00 AM	0	229	70	2	26	2	0	4	0	0	0	0	0	8	341
10:00 AM	0	248	60	1	21	2	0	4	0	0	0	0	0	7	343
11:00 AM	1	220	57	2	32	0	0	3	0	0	0	0	0	15	330
12:00 PM	0	230	79	2	32	0	2	1	0	0	0	0	0	10	356
01:00 PM	2	223	55	3	20	0	0	1	0	0	0	0	0	11	315
02:00 PM	0	258	76	1	22	1	0	1	0	0	0	0	0	15	374
03:00 PM	2	269	50	3	26	0	0	1	0	0	0	0	0	24	375
04:00 PM	2	288	76	1	38	1	2	1	0	0	0	0	0	16	425
05:00 PM	1	242	66	1	31	0	0	0	0	0	0	0	0	17	358
06:00 PM	0	208	31	0	15	0	0	0	0	0	0	0	0	6	260
07:00 PM	0	106	29	0	8	0	0	0	0	0	0	0	0	2	145
08:00 PM	0	95	15	0	7	0	0	0	0	0	0	0	0	2	119
09:00 PM	0	59	7	0	2	0	0	0	0	0	0	0	0	1	69
10:00 PM	0	42	7	0	2	0	0	0	0	0	0	0	0	0	51
11:00 PM	0	21	8	0	0	0	0	0	0	0	0	0	0	0	29
Day Total	10	3478	895	23	369	14	4	28	2	2	0	0	0	156	4981
Percent	0.2%	69.8%	18%	0.5%	7.4%	0.3%	0.1%	0.6%	0%	0%	0%	0%	0%	3.1%	
ADT 4981															
AM Peak Volume	6:00 AM 1	7:00 AM 249	8:00 AM 81	8:00 AM 5	8:00 AM 32	6:00 AM 3	12:00 AM 0	8:00 AM 9	7:00 AM 2	6:00 AM 1	12:00 AM 0	12:00 AM 0	12:00 AM 0	11:00 AM 15	8:00 AM 385
PM Peak Volume	1:00 PM 2	4:00 PM 288	12:00 PM 79	1:00 PM 3	4:00 PM 38	2:00 PM 1	12:00 PM 2	12:00 PM 1	12:00 PM 0	12:00 PM 0	12:00 PM 0	12:00 PM 0	12:00 PM 0	3:00 PM 24	4:00 PM 425

Comments:

LOCATION: SC01851 - NE 119th St E of NE Salmon Creek Ave **QC JOB #:** 15549084
SPECIFIC LOCATION: **DIRECTION:** WB
CITY/STATE: Salmon Creek, WA **DATE:** Nov 30 2021

	Motorcycles	Cars & Trailer	2 Axle Long	Buses	2 Axle 6 Tire	3 Axle Single	4 Axle Single	<5 Axle Double	5 Axle Double	>6 Axle Double	<6 Axle Multi	6 Axle Multi	>6 Axle Multi	Not Classified	Total
Grand Total	10	3478	895	23	369	14	4	28	2	2	0	0	0	156	4981
Percent	0.2%	69.8%	18%	0.5%	7.4%	0.3%	0.1%	0.6%	0%	0%	0%	0%	0%	3.1%	
ADT 4981															

Comments:



Type of report: Tube Count - Volume Data

LOCATION: SC01851 - NE 119th St E of NE Salmon Creek Ave							QC JOB #: 15549084			
SPECIFIC LOCATION:							DIRECTION: WB			
CITY/STATE: Salmon Creek, WA							DATE: Nov 30 2021 - Nov 30 2021			
Start Time	Mon 30 Nov 21	Tue	Wed	Thu	Fri	Average Weekday Hourly Traffic	Sat	Sun	Average Week Hourly Traffic	Average Week Profile
12:00 AM		12				12			12	
01:00 AM		4				4			4	
02:00 AM		7				7			7	
03:00 AM		14				14			14	
04:00 AM		34				34			34	
05:00 AM		91				91			91	
06:00 AM		200				200			200	
07:00 AM		344				344			344	
08:00 AM		385				385			385	
09:00 AM		341				341			341	
10:00 AM		343				343			343	
11:00 AM		330				330			330	
12:00 PM		356				356			356	
01:00 PM		315				315			315	
02:00 PM		374				374			374	
03:00 PM		375				375			375	
04:00 PM		425				425			425	
05:00 PM		358				358			358	
06:00 PM		260				260			260	
07:00 PM		145				145			145	
08:00 PM		119				119			119	
09:00 PM		69				69			69	
10:00 PM		51				51			51	
11:00 PM		29				29			29	
Day Total		4981				4981			4981	
% Weekday Average		100%								
% Week Average		100%				100%				
AM Peak Volume		8:00 AM 385				8:00 AM 385			8:00 AM 385	
PM Peak Volume		4:00 PM 425				4:00 PM 425			4:00 PM 425	

Comments:

Type of report: Tube Count - Speed Data

LOCATION: SC01850 - NE 119th St W of NE Salmon Creek Ave															QC JOB #: 155490238		
SPECIFIC LOCATION:															DIRECTION: EB		
CITY/STATE: Salmon Creek, WA															DATE: Oct 28 2021		
Start Time	1 15	16 20	21 25	26 30	31 35	36 40	41 45	46 50	51 55	56 60	61 65	66 70	71 75	76 999	Total	Pace Speed	Number in Pace
12:00 AM	1	0	0	0	4	4	3	4	1	0	0	0	0	0	17	31-40	8
01:00 AM	1	0	0	0	0	5	1	0	0	0	0	0	0	0	7	36-45	6
02:00 AM	1	0	0	0	1	4	2	0	2	0	0	0	0	0	10	36-45	6
03:00 AM	0	0	0	0	0	3	3	0	0	0	0	0	0	0	6	36-45	6
04:00 AM	0	0	0	0	1	3	3	0	1	0	0	0	0	0	8	36-45	6
05:00 AM	6	0	0	0	10	15	2	0	0	0	1	0	0	0	34	31-40	25
06:00 AM	11	0	0	3	17	40	14	3	0	2	1	0	0	0	91	31-40	57
07:00 AM	39	0	0	5	56	101	24	1	0	0	0	0	0	0	226	31-40	157
08:00 AM	61	0	0	4	55	91	26	2	0	0	0	0	0	0	239	31-40	146
09:00 AM	47	0	0	11	77	77	6	0	0	1	0	0	0	0	219	31-40	154
10:00 AM	33	0	0	5	97	85	22	0	0	0	0	0	0	0	242	31-40	182
11:00 AM	38	0	0	3	96	105	26	0	0	0	0	0	0	0	268	31-40	201
12:00 PM	50	0	0	11	107	135	21	2	0	0	0	0	0	0	326	31-40	242
01:00 PM	29	0	0	7	96	154	41	7	1	0	0	0	0	0	335	31-40	250
02:00 PM	64	0	0	8	128	145	31	1	0	0	0	0	0	0	377	31-40	273
03:00 PM	85	0	0	17	144	138	25	1	1	0	0	0	0	0	411	31-40	282
04:00 PM	74	0	0	18	162	133	24	0	0	0	0	0	0	0	411	31-40	295
05:00 PM	70	0	0	15	139	195	25	2	0	0	0	0	0	0	446	31-40	334
06:00 PM	36	0	0	15	119	141	27	1	0	0	0	0	0	0	339	31-40	260
07:00 PM	18	0	0	5	75	105	12	2	0	0	0	0	0	0	217	31-40	180
08:00 PM	8	0	0	3	41	64	14	3	1	0	0	0	0	0	134	31-40	105
09:00 PM	7	0	0	3	33	50	16	3	1	0	0	0	0	0	113	31-40	83
10:00 PM	5	0	0	2	12	27	12	1	0	1	0	0	0	0	60	31-40	39
11:00 PM	8	0	0	0	5	8	6	1	0	0	0	0	0	0	28	36-45	14
Day Total	692	0	0	135	1475	1828	386	34	8	4	2	0	0	0	4564	31-40	3303
Percent	15.2%	0%	0%	3%	32.3%	40.1%	8.5%	0.7%	0.2%	0.1%	0%	0%	0%	0%			
AM Peak Volume	8:00 AM	12:00 AM	12:00 AM	9:00 AM	10:00 AM	11:00 AM	8:00 AM	12:00 AM	2:00 AM	6:00 AM	5:00 AM	12:00 AM	12:00 AM	12:00 AM	11:00 AM		
	61	0	0	11	97	105	26	4	2	2	1	0	0	0	268		
PM Peak Volume	3:00 PM	12:00 PM	12:00 PM	4:00 PM	4:00 PM	5:00 PM	1:00 PM	1:00 PM	1:00 PM	10:00 PM	12:00 PM	12:00 PM	12:00 PM	12:00 PM	5:00 PM		
	85	0	0	18	162	195	41	7	1	1	0	0	0	0	446		
<i>Comments:</i>																	

Report generated on 11/1/2021 3:37 PM

SOURCE: Quality Counts, LLC (<http://www.qualitycounts.net>)

LOCATION: SC01850 - NE 119th St W of NE Salmon Creek Ave														QC JOB #: 155490238			
SPECIFIC LOCATION:														DIRECTION: EB			
CITY/STATE: Salmon Creek, WA														DATE: Oct 28 2021			
Speed Range	1 15	16 20	21 25	26 30	31 35	36 40	41 45	46 50	51 55	56 60	61 65	66 70	71 75	76 999	Total	Pace Speed	Number in Pace
Grand Total	692	0	0	135	1475	1828	386	34	8	4	2	0	0	0	4564	31-40	3303
Percent	15.2%	0%	0%	3%	32.3%	40.1%	8.5%	0.7%	0.2%	0.1%	0%	0%	0%	0%			
Cumulative Percent	15.2%	15.2%	15.2%	18.1%	50.4%	90.5%	98.9%	99.7%	99.9%	100%	100%	100%	100%	100%			
ADT 4564															85th Percentile: 40 MPH Mean Speed(Average): 34 MPH Median: 35 MPH Mode: 38 MPH		
<i>Comments:</i>																	



LOCATION: SC01850 - NE 119th St W of NE Salmon Creek Ave

QC JOB #: 155490238

SPECIFIC LOCATION:

DIRECTION: EB

CITY/STATE: Salmon Creek, WA

DATE: Oct 28 2021

Start Time	Motorcycles	Cars & Trailer	2 Axle Long	Buses	2 Axle 6 Tire	3 Axle Single	4 Axle Single	<5 Axle Double	5 Axle Double	>6 Axle Double	<6 Axle Multi	6 Axle Multi	>6 Axle Multi	Not Classified	Total
12:00 AM	0	14	1	0	1	0	0	0	0	0	0	0	0	1	17
01:00 AM	0	3	2	0	1	0	0	0	0	0	0	0	0	1	7
02:00 AM	0	8	0	0	1	0	0	0	0	0	0	0	0	1	10
03:00 AM	0	5	0	1	0	0	0	0	0	0	0	0	0	0	6
04:00 AM	0	8	0	0	0	0	0	0	0	0	0	0	0	0	8
05:00 AM	0	16	8	0	4	0	0	0	0	0	0	0	0	6	34
06:00 AM	0	48	18	0	13	0	0	0	1	0	0	0	0	11	91
07:00 AM	0	124	39	2	21	0	0	1	0	0	0	0	0	39	226
08:00 AM	1	109	42	0	24	1	0	2	0	0	0	0	0	60	239
09:00 AM	0	105	42	2	20	1	0	1	1	0	0	0	0	47	219
10:00 AM	1	140	49	3	15	2	0	0	0	0	0	0	0	32	242
11:00 AM	0	161	46	0	19	1	1	1	0	0	0	0	0	39	268
12:00 PM	0	195	51	1	24	3	0	1	1	0	0	0	0	50	326
01:00 PM	0	203	66	0	33	1	0	3	0	0	0	0	0	29	335
02:00 PM	2	213	71	1	21	4	0	1	1	0	0	0	0	63	377
03:00 PM	2	223	65	1	30	4	1	2	0	0	0	0	0	83	411
04:00 PM	2	246	66	1	20	3	0	1	0	0	0	0	0	72	411
05:00 PM	8	263	81	0	25	1	0	2	0	0	0	0	0	66	446
06:00 PM	1	227	51	0	22	2	0	0	0	0	0	0	0	36	339
07:00 PM	1	152	34	0	12	0	0	0	0	0	0	0	0	18	217
08:00 PM	0	101	20	0	5	0	0	0	0	0	0	0	0	8	134
09:00 PM	0	85	16	0	4	0	0	1	0	0	0	0	0	7	113
10:00 PM	0	40	12	0	3	0	0	0	0	0	0	0	0	5	60
11:00 PM	0	17	0	0	3	0	0	0	0	0	0	0	0	8	28
Day Total	18	2706	780	12	321	23	2	16	4	0	0	0	0	682	4564
Percent	0.4%	59.3%	17.1%	0.3%	7%	0.5%	0%	0.4%	0.1%	0%	0%	0%	0%	14.9%	




AM Peak Volume	8:00 AM	11:00 AM	10:00 AM	10:00 AM	8:00 AM	10:00 AM	11:00 AM	8:00 AM	6:00 AM	12:00 AM	12:00 AM	12:00 AM	12:00 AM	8:00 AM	11:00 AM
	1	161	49	3	24	2	1	2	1	0	0	0	0	60	268
PM Peak Volume	5:00 PM	5:00 PM	5:00 PM	12:00 PM	1:00 PM	2:00 PM	3:00 PM	1:00 PM	12:00 PM	12:00 PM	12:00 PM	12:00 PM	12:00 PM	3:00 PM	5:00 PM
	8	263	81	1	33	4	1	3	1	0	0	0	0	83	446

Comments:

LOCATION: SC01850 - NE 119th St W of NE Salmon Creek Ave **QC JOB #:** 155490238
SPECIFIC LOCATION: **DIRECTION:** EB
CITY/STATE: Salmon Creek, WA **DATE:** Oct 28 2021

	Motorcycles	Cars & Trailer	2 Axle Long	Buses	2 Axle 6 Tire	3 Axle Single	4 Axle Single	<5 Axle Double	5 Axle Double	>6 Axle Double	<6 Axle Multi	6 Axle Multi	>6 Axle Multi	Not Classified	Total
Grand Total	18	2706	780	12	321	23	2	16	4	0	0	0	0	682	4564
Percent	0.4%	59.3%	17.1%	0.3%	7%	0.5%	0%	0.4%	0.1%	0%	0%	0%	0%	14.9%	
ADT 4564															

Comments:



Type of report: Tube Count - Volume Data

LOCATION: SC01850 - NE 119th St W of NE Salmon Creek Ave							QC JOB #: 155490238			
SPECIFIC LOCATION:							DIRECTION: EB			
CITY/STATE: Salmon Creek, WA							DATE: Oct 28 2021 - Oct 28 2021			
Start Time	Mon	Tue	Wed	Thu 28 Oct 21	Fri	Average Weekday Hourly Traffic	Sat	Sun	Average Week Hourly Traffic	Average Week Profile
12:00 AM				17		17			17	
01:00 AM				7		7			7	
02:00 AM				10		10			10	
03:00 AM				6		6			6	
04:00 AM				8		8			8	
05:00 AM				34		34			34	
06:00 AM				91		91			91	
07:00 AM				226		226			226	
08:00 AM				239		239			239	
09:00 AM				219		219			219	
10:00 AM				242		242			242	
11:00 AM				268		268			268	
12:00 PM				326		326			326	
01:00 PM				335		335			335	
02:00 PM				377		377			377	
03:00 PM				411		411			411	
04:00 PM				411		411			411	
05:00 PM				446		446			446	
06:00 PM				339		339			339	
07:00 PM				217		217			217	
08:00 PM				134		134			134	
09:00 PM				113		113			113	
10:00 PM				60		60			60	
11:00 PM				28		28			28	
Day Total				4564		4564			4564	
% Weekday Average				100%						
% Week Average				100%		100%				
AM Peak Volume				11:00 AM 268		11:00 AM 268			11:00 AM 268	
PM Peak Volume				5:00 PM 446		5:00 PM 446			5:00 PM 446	

Comments:

Type of report: Tube Count - Speed Data

LOCATION: SC01850 - NE 119th St W of NE Salmon Creek Ave														QC JOB #: 155490238			
SPECIFIC LOCATION:														DIRECTION: WB			
CITY/STATE: Salmon Creek, WA														DATE: Oct 28 2021			
Start Time	1 15	16 20	21 25	26 30	31 35	36 40	41 45	46 50	51 55	56 60	61 65	66 70	71 75	76 999	Total	Pace Speed	Number in Pace
12:00 AM	4	0	0	2	4	5	3	2	0	0	0	0	0	0	20	31-40	9
01:00 AM	2	0	0	0	4	8	1	0	0	0	0	0	0	0	15	31-40	12
02:00 AM	0	0	0	1	2	1	0	0	0	0	0	0	0	0	4	31-40	3
03:00 AM	0	0	0	0	4	7	1	0	0	0	0	0	0	0	12	31-40	11
04:00 AM	1	0	0	3	12	19	1	1	0	0	0	0	0	0	37	31-40	31
05:00 AM	2	0	0	4	39	32	7	1	0	0	0	0	0	0	85	31-40	71
06:00 AM	12	0	1	20	83	52	1	0	0	0	0	0	0	0	169	31-40	135
07:00 AM	34	0	2	36	149	99	11	0	0	0	0	0	0	0	331	31-40	248
08:00 AM	40	0	3	47	160	103	5	1	0	0	0	0	0	0	359	31-40	263
09:00 AM	48	5	0	46	174	56	7	0	0	0	0	0	0	0	336	31-40	230
10:00 AM	28	0	0	33	172	81	7	1	0	0	0	0	0	0	322	31-40	253
11:00 AM	29	0	3	35	179	121	10	0	0	0	0	0	0	0	377	31-40	300
12:00 PM	32	1	2	45	190	94	10	2	0	0	0	0	0	0	376	31-40	284
01:00 PM	27	0	1	15	196	104	16	2	0	0	0	0	0	0	361	31-40	300
02:00 PM	45	0	2	11	167	144	13	0	0	0	0	0	0	0	382	31-40	311
03:00 PM	59	0	1	47	182	102	7	0	0	0	0	0	0	0	398	31-40	284
04:00 PM	64	1	4	39	241	99	9	0	0	0	0	0	0	0	457	31-40	340
05:00 PM	49	0	0	72	196	96	10	0	0	0	0	0	0	0	423	31-40	292
06:00 PM	18	0	1	36	148	77	6	1	0	0	0	0	0	0	287	31-40	225
07:00 PM	20	0	3	13	93	44	3	1	0	0	0	0	0	0	177	31-40	137
08:00 PM	19	0	0	13	58	33	3	1	0	0	0	0	0	0	127	31-40	91
09:00 PM	11	0	1	11	38	25	3	2	0	0	0	0	0	0	91	31-40	63
10:00 PM	3	0	0	7	26	15	3	0	0	0	0	0	0	0	54	31-40	41
11:00 PM	6	0	2	4	12	14	2	0	0	0	0	0	0	0	40	31-40	26
Day Total	553	7	26	540	2529	1431	139	15	0	0	0	0	0	0	5240	31-40	3960
Percent	10.6%	0.1%	0.5%	10.3%	48.3%	27.3%	2.7%	0.3%	0%	0%	0%	0%	0%	0%			
AM Peak Volume	9:00 AM	9:00 AM	8:00 AM	8:00 AM	11:00 AM	11:00 AM	7:00 AM	12:00 AM	12:00 AM	12:00 AM	12:00 AM	12:00 AM	12:00 AM	12:00 AM	12:00 AM	11:00 AM	
	48	5	3	47	179	121	11	2	0	0	0	0	0	0	377		
PM Peak Volume	4:00 PM	12:00 PM	4:00 PM	5:00 PM	4:00 PM	2:00 PM	1:00 PM	12:00 PM	12:00 PM	12:00 PM	12:00 PM	12:00 PM	12:00 PM	12:00 PM	4:00 PM		
	64	1	4	72	241	144	16	2	0	0	0	0	0	0	457		
<i>Comments:</i>																	

Report generated on 11/1/2021 3:37 PM

SOURCE: Quality Counts, LLC (<http://www.qualitycounts.net>)

LOCATION: SC01850 - NE 119th St W of NE Salmon Creek Ave														QC JOB #: 155490238			
SPECIFIC LOCATION:														DIRECTION: WB			
CITY/STATE: Salmon Creek, WA														DATE: Oct 28 2021			
Speed Range	1 15	16 20	21 25	26 30	31 35	36 40	41 45	46 50	51 55	56 60	61 65	66 70	71 75	76 999	Total	Pace Speed	Number in Pace
Grand Total	553	7	26	540	2529	1431	139	15	0	0	0	0	0	0	5240	31-40	3960
Percent	10.6%	0.1%	0.5%	10.3%	48.3%	27.3%	2.7%	0.3%	0%	0%	0%	0%	0%	0%			
Cumulative Percent	10.6%	10.7%	11.2%	21.5%	69.8%	97.1%	99.7%	100%	100%	100%	100%	100%	100%	100%			
ADT 5240															85th Percentile: 38 MPH Mean Speed(Average): 32 MPH Median: 33 MPH Mode: 33 MPH		
<i>Comments:</i>																	



LOCATION: SC01850 - NE 119th St W of NE Salmon Creek Ave

QC JOB #: 155490238

SPECIFIC LOCATION:

DIRECTION: WB

CITY/STATE: Salmon Creek, WA

DATE: Oct 28 2021

Start Time	Motorcycles	Cars & Trailer	2 Axle Long	Buses	2 Axle 6 Tire	3 Axle Single	4 Axle Single	<5 Axle Double	5 Axle Double	>6 Axle Double	<6 Axle Multi	6 Axle Multi	>6 Axle Multi	Not Classified	Total
12:00 AM	0	14	2	0	0	0	0	0	0	0	0	0	0	4	20
01:00 AM	0	11	2	0	0	0	0	0	0	0	0	0	0	2	15
02:00 AM	0	3	0	0	1	0	0	0	0	0	0	0	0	0	4
03:00 AM	0	9	3	0	0	0	0	0	0	0	0	0	0	0	12
04:00 AM	0	27	6	0	3	0	0	0	0	0	0	0	0	1	37
05:00 AM	0	50	23	0	10	0	0	0	0	0	0	0	0	2	85
06:00 AM	1	111	26	2	13	5	0	0	0	0	0	0	0	11	169
07:00 AM	2	199	61	3	29	1	0	3	0	0	0	0	0	33	331
08:00 AM	1	191	71	1	44	2	1	8	0	1	0	0	0	39	359
09:00 AM	2	194	71	0	20	0	1	2	0	0	0	0	0	46	336
10:00 AM	0	199	66	2	22	1	1	3	0	0	0	0	0	28	322
11:00 AM	2	245	64	4	27	0	1	5	0	0	0	0	0	29	377
12:00 PM	2	237	66	3	30	0	1	4	2	0	0	0	0	31	376
01:00 PM	2	220	70	1	37	1	1	3	0	0	0	0	0	26	361
02:00 PM	2	241	59	1	33	1	1	1	0	0	0	0	0	43	382
03:00 PM	2	252	62	2	22	1	0	1	0	0	0	0	0	56	398
04:00 PM	5	298	76	2	16	0	0	2	0	0	0	0	0	58	457
05:00 PM	3	276	72	0	23	1	0	3	0	0	0	0	0	45	423
06:00 PM	2	191	54	1	22	1	0	1	0	0	0	0	0	15	287
07:00 PM	1	117	28	0	11	0	0	0	0	0	0	0	0	20	177
08:00 PM	0	84	16	0	8	0	0	0	0	0	0	0	0	19	127
09:00 PM	0	63	11	0	6	0	0	0	0	0	0	0	0	11	91
10:00 PM	0	44	6	0	1	0	0	0	0	0	0	0	0	3	54
11:00 PM	0	28	6	0	0	0	0	0	0	0	0	0	0	6	40
Day Total	27	3304	921	22	378	14	7	36	2	1	0	0	0	528	5240
Percent	0.5%	63.1%	17.6%	0.4%	7.2%	0.3%	0.1%	0.7%	0%	0%	0%	0%	0%	10.1%	

ADT
5240




AM Peak Volume	7:00 AM	11:00 AM	8:00 AM	11:00 AM	8:00 AM	6:00 AM	8:00 AM	8:00 AM	12:00 AM	8:00 AM	12:00 AM	12:00 AM	12:00 AM	9:00 AM	11:00 AM
	2	245	71	4	44	5	1	8	0	1	0	0	0	46	377
PM Peak Volume	4:00 PM	4:00 PM	4:00 PM	12:00 PM	1:00 PM	1:00 PM	12:00 PM	12:00 PM	12:00 PM	12:00 PM	12:00 PM	12:00 PM	12:00 PM	4:00 PM	4:00 PM
	5	298	76	3	37	1	1	4	2	0	0	0	0	58	457

Comments:

LOCATION: SC01850 - NE 119th St W of NE Salmon Creek Ave **QC JOB #:** 155490238
SPECIFIC LOCATION: **DIRECTION:** WB
CITY/STATE: Salmon Creek, WA **DATE:** Oct 28 2021

	Motorcycles	Cars & Trailer	2 Axle Long	Buses	2 Axle 6 Tire	3 Axle Single	4 Axle Single	<5 Axle Double	5 Axle Double	>6 Axle Double	<6 Axle Multi	6 Axle Multi	>6 Axle Multi	Not Classified	Total
Grand Total	27	3304	921	22	378	14	7	36	2	1	0	0	0	528	5240
Percent	0.5%	63.1%	17.6%	0.4%	7.2%	0.3%	0.1%	0.7%	0%	0%	0%	0%	0%	10.1%	
ADT 5240															

Comments:



Type of report: Tube Count - Volume Data

LOCATION: SC01850 - NE 119th St W of NE Salmon Creek Ave							QC JOB #: 155490238			
SPECIFIC LOCATION:							DIRECTION: WB			
CITY/STATE: Salmon Creek, WA							DATE: Oct 28 2021 - Oct 28 2021			
Start Time	Mon	Tue	Wed	Thu 28 Oct 21	Fri	Average Weekday Hourly Traffic	Sat	Sun	Average Week Hourly Traffic	Average Week Profile
12:00 AM				20		20			20	
01:00 AM				15		15			15	
02:00 AM				4		4			4	
03:00 AM				12		12			12	
04:00 AM				37		37			37	
05:00 AM				85		85			85	
06:00 AM				169		169			169	
07:00 AM				331		331			331	
08:00 AM				359		359			359	
09:00 AM				336		336			336	
10:00 AM				322		322			322	
11:00 AM				377		377			377	
12:00 PM				376		376			376	
01:00 PM				361		361			361	
02:00 PM				382		382			382	
03:00 PM				398		398			398	
04:00 PM				457		457			457	
05:00 PM				423		423			423	
06:00 PM				287		287			287	
07:00 PM				177		177			177	
08:00 PM				127		127			127	
09:00 PM				91		91			91	
10:00 PM				54		54			54	
11:00 PM				40		40			40	
Day Total				5240		5240			5240	
% Weekday Average				100%						
% Week Average				100%		100%				
AM Peak Volume				11:00 AM 377		11:00 AM 377			11:00 AM 377	
PM Peak Volume				4:00 PM 457		4:00 PM 457			4:00 PM 457	

Comments: