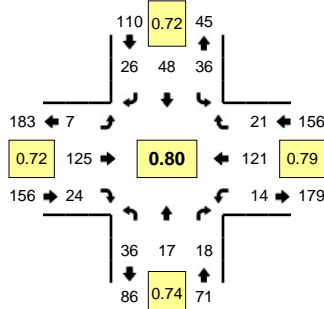
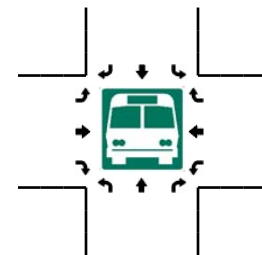
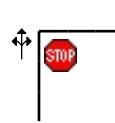
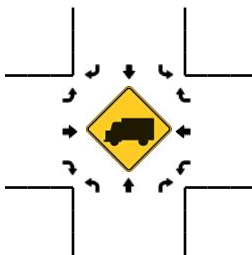
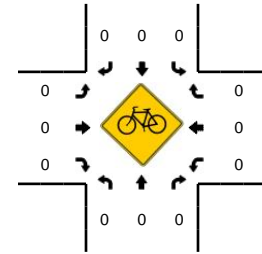
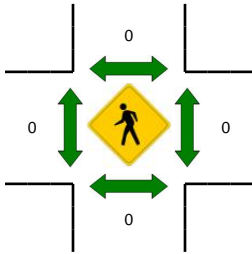
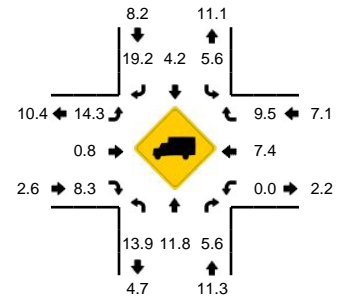


LOCATION: NE 50th Ave -- NE 119th St
CITY/STATE: Barberton, WA

QC JOB #: 10633501
DATE: 6/28/2011



Peak-Hour: 8:00 AM -- 9:00 AM
Peak 15-Min: 8:40 AM -- 8:55 AM



5-Min Count Period Beginning At	NE 50th Ave (Northbound)				NE 50th Ave (Southbound)				NE 119th St (Eastbound)				NE 119th St (Westbound)				Total	Hourly Totals
	Left	Thru	Right	U	Left	Thru	Right	U	Left	Thru	Right	U	Left	Thru	Right	U		
7:00 AM	0	1	1	0	5	6	1	0	1	5	3	0	0	7	0	0	30	
7:05 AM	2	0	2	0	2	4	0	0	0	5	1	0	0	9	0	0	25	
7:10 AM	1	2	2	0	2	6	1	0	1	8	0	0	1	5	0	0	29	
7:15 AM	2	2	1	0	2	0	2	0	0	7	1	0	0	6	0	0	23	
7:20 AM	3	2	0	0	2	3	3	0	1	10	0	0	0	5	3	0	32	
7:25 AM	9	0	0	0	4	3	2	0	2	7	2	0	1	11	1	0	42	
7:30 AM	3	0	2	0	5	3	1	0	1	7	1	0	2	11	0	0	36	
7:35 AM	1	1	1	0	6	7	1	0	0	13	5	0	2	10	0	0	47	
7:40 AM	4	3	0	0	1	7	4	0	0	19	2	0	3	9	3	0	55	
7:45 AM	2	2	1	0	4	8	5	0	1	12	2	0	0	15	1	0	53	
7:50 AM	2	4	0	0	3	5	1	0	0	8	6	0	1	12	3	0	45	
7:55 AM	1	0	0	0	2	2	0	0	0	10	3	0	0	4	3	0	25	442
8:00 AM	1	1	0	0	4	2	1	0	2	8	3	0	2	11	2	0	37	449
8:05 AM	2	2	1	0	2	3	2	0	0	9	1	0	3	4	1	0	30	454
8:10 AM	2	1	4	0	2	4	3	0	0	9	2	0	1	9	3	0	40	465
8:15 AM	5	0	1	0	2	5	4	0	0	7	1	0	1	8	1	0	35	477
8:20 AM	1	1	0	0	9	5	1	0	1	10	2	0	0	7	1	0	38	483
8:25 AM	5	1	2	0	2	4	3	0	1	6	0	0	0	13	2	0	39	480
8:30 AM	5	2	3	0	2	3	0	0	1	5	2	0	1	12	2	0	38	482
8:35 AM	2	3	1	0	3	3	2	0	0	7	3	0	3	5	3	0	35	470
8:40 AM	3	1	1	0	2	7	1	0	1	10	4	0	1	19	1	0	51	466
8:45 AM	1	1	2	0	2	2	2	0	0	15	3	0	0	17	1	0	46	459
8:50 AM	7	3	2	0	4	5	3	0	0	20	2	0	1	8	2	0	57	471
8:55 AM	2	1	1	0	2	5	4	0	1	19	1	0	1	8	2	0	47	493
Peak 15-Min Flowrates	Northbound				Southbound				Eastbound				Westbound				Total	
All Vehicles	44	20	20	0	32	56	24	0	4	180	36	0	8	176	16	0	616	
Heavy Trucks	0	0	4		0	0	0		4	0	0		0	8	0		16	
Pedestrians	0	0	0		0	0	0		0	0	0		0	0	0		0	
Bicycles	0	0	0		0	0	0		0	0	0		0	0	0		0	
Railroad																		
Stopped Buses																		

Comments: