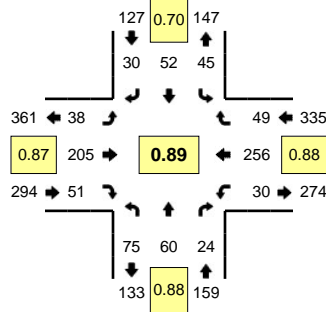
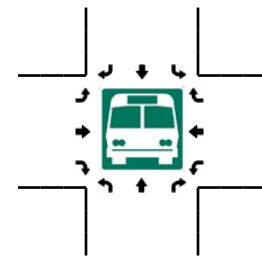
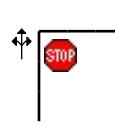
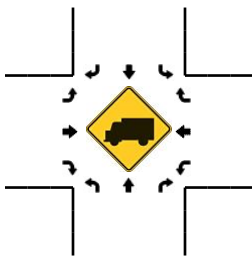
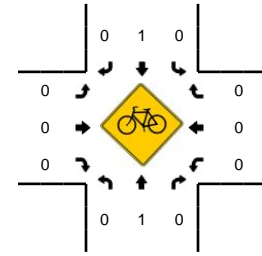
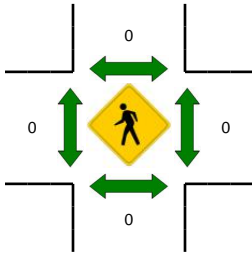
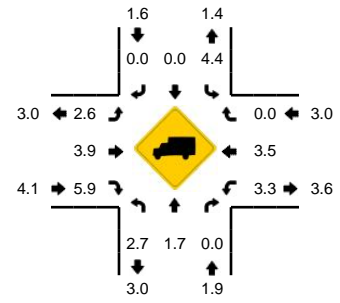


LOCATION: NE 50th Ave -- NE 119th St
CITY/STATE: Barberton, WA

QC JOB #: 10633502
DATE: 6/28/2011



Peak-Hour: 5:00 PM -- 6:00 PM
Peak 15-Min: 5:25 PM -- 5:40 PM



5-Min Count Period Beginning At	NE 50th Ave (Northbound)				NE 50th Ave (Southbound)				NE 119th St (Eastbound)				NE 119th St (Westbound)				Total	Hourly Totals
	Left	Thru	Right	U	Left	Thru	Right	U	Left	Thru	Right	U	Left	Thru	Right	U		
4:00 PM	0	4	1	0	3	4	1	0	6	18	7	0	0	17	1	0	62	
4:05 PM	2	2	2	0	4	3	6	0	3	15	7	0	1	16	2	0	63	
4:10 PM	4	1	4	0	0	1	6	0	4	13	8	0	1	21	0	0	63	
4:15 PM	2	5	5	0	1	3	4	0	2	13	6	0	2	23	5	0	71	
4:20 PM	3	7	3	0	3	3	3	0	2	17	4	0	1	20	2	0	68	
4:25 PM	3	5	4	0	3	4	2	0	2	16	6	0	1	20	6	0	72	
4:30 PM	7	4	3	0	5	0	5	0	3	21	3	0	4	18	5	0	78	
4:35 PM	8	4	4	0	7	9	4	0	5	19	4	0	0	23	4	0	91	
4:40 PM	3	4	3	0	3	7	2	0	3	16	3	0	0	18	1	0	63	
4:45 PM	4	2	2	0	3	5	7	0	2	13	4	0	2	22	5	0	71	
4:50 PM	7	8	1	0	4	4	2	0	0	18	4	0	3	18	3	0	72	
4:55 PM	5	8	1	0	1	4	1	0	5	13	4	0	2	14	6	0	64	838
5:00 PM	8	4	2	0	4	4	0	0	5	16	4	0	3	14	8	0	72	848
5:05 PM	10	5	2	0	4	0	2	0	3	14	4	0	0	19	3	0	66	851
5:10 PM	3	9	2	0	4	3	1	0	3	16	3	0	3	23	1	0	71	859
5:15 PM	7	3	2	0	4	5	5	0	3	16	6	0	6	22	4	0	83	871
5:20 PM	5	5	3	0	3	4	2	0	5	12	5	0	3	22	2	0	71	874
5:25 PM	8	5	3	0	3	6	3	0	3	20	3	0	1	21	5	0	81	883
5:30 PM	7	8	4	0	6	3	2	0	2	23	3	0	0	23	3	0	84	889
5:35 PM	3	4	3	0	2	6	7	0	1	22	7	0	6	26	4	0	91	889
5:40 PM	3	6	0	0	7	4	4	0	5	20	3	0	2	12	4	0	70	896
5:45 PM	6	4	0	0	1	5	1	0	4	18	6	0	2	29	4	0	80	905
5:50 PM	10	5	2	0	2	9	2	0	2	7	3	0	3	29	5	0	79	912
5:55 PM	5	2	1	0	5	3	1	0	2	21	4	0	1	16	6	0	67	915
Peak 15-Min Flowrates	Northbound				Southbound				Eastbound				Westbound				Total	
All Vehicles	72	68	40	0	44	60	48	0	24	260	52	0	28	280	48	0	1024	
Heavy Trucks	0	0	0	0	4	0	0	0	0	8	8	0	0	12	0	0	32	
Pedestrians	0	0	0	0	0	0	0	0	0	0	0	0	0	0	0	0	0	
Bicycles	0	0	0	0	0	0	0	0	0	0	0	0	0	0	0	0	0	
Railroad																		
Stopped Buses																		

Comments: