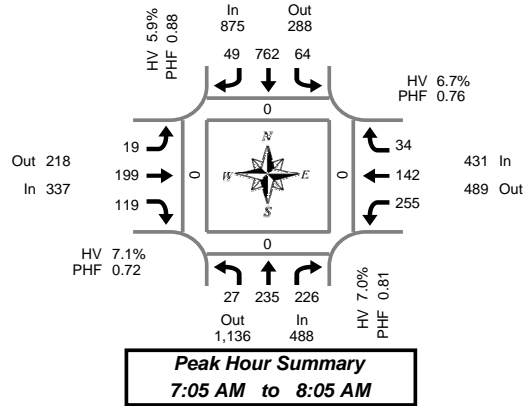


# Total Vehicle Summary



Clay Carney  
(503) 833-2740



## NE 72nd Ave & NE 119th St

Thursday, June 07, 2007  
7:00 AM to 9:00 AM

### 5-Minute Interval Summary 7:00 AM to 9:00 AM

Interval Start Time	Northbound NE 72nd Ave				Southbound NE 72nd Ave				Eastbound NE 119th St				Westbound NE 119th St				Interval Total	Pedestrians Crosswalk			
	L	T	R	Bikes	L	T	R	Bikes	L	T	R	Bikes	L	T	R	Bikes		North	South	East	West
7:00 AM	4	10	14	0	5	43	0	0	1	8	6	0	16	11	0	0	118	0	0	1	0
7:05 AM	0	6	22	0	3	47	3	0	1	18	12	0	22	9	0	0	143	0	0	0	0
7:10 AM	2	20	24	0	5	54	3	0	2	25	9	0	12	13	1	0	170	0	0	0	0
7:15 AM	1	12	30	0	6	83	3	0	2	27	3	0	16	8	3	0	194	0	0	0	0
7:20 AM	3	29	29	0	15	68	3	0	2	32	15	0	12	23	3	0	234	0	0	0	0
7:25 AM	2	22	23	0	3	47	3	0	0	10	7	0	19	9	1	0	146	0	0	0	0
7:30 AM	2	12	12	0	4	50	18	0	1	17	16	0	21	8	3	0	164	0	0	0	0
7:35 AM	2	38	18	0	5	60	3	0	2	16	7	0	30	23	6	0	210	0	0	0	0
7:40 AM	2	21	14	0	7	77	2	0	2	10	11	0	32	9	3	0	190	0	0	0	0
7:45 AM	3	21	14	0	7	84	4	0	2	8	10	0	25	12	1	0	191	0	0	0	0
7:50 AM	1	12	9	0	3	42	3	0	1	15	10	0	26	13	2	0	137	0	0	0	0
7:55 AM	3	24	14	0	4	96	2	0	2	11	13	0	26	6	2	0	203	0	0	0	0
8:00 AM	6	18	17	0	2	54	2	0	2	10	6	0	14	9	9	0	149	0	0	0	0
8:05 AM	1	15	12	0	4	41	3	0	2	8	9	0	22	11	4	0	132	0	0	0	0
8:10 AM	4	24	15	0	4	57	2	0	3	9	3	0	23	7	1	0	152	0	0	0	0
8:15 AM	2	13	14	0	4	51	1	0	0	12	1	0	12	13	3	0	126	0	0	0	0
8:20 AM	3	21	20	0	5	45	4	0	2	12	8	0	24	14	5	0	163	0	0	0	0
8:25 AM	3	15	12	0	11	76	2	0	1	13	7	0	25	10	2	0	177	0	0	0	0
8:30 AM	1	30	21	0	2	55	3	0	4	15	8	0	16	4	3	0	162	0	0	0	0
8:35 AM	11	25	14	0	1	37	2	0	4	10	5	0	12	9	3	0	133	0	0	0	0
8:40 AM	3	18	13	0	6	44	4	0	3	5	11	0	23	8	7	0	145	0	0	0	0
8:45 AM	4	26	15	0	5	32	2	0	1	7	3	0	23	13	2	0	133	0	0	0	0
8:50 AM	3	22	8	0	6	46	1	0	3	7	4	0	11	8	0	0	119	0	0	0	0
8:55 AM	7	24	8	0	7	47	0	0	2	9	5	0	14	5	2	0	130	0	1	0	0
Total Survey	73	478	392	0	124	1,336	73	0	45	314	189	0	476	255	66	0	3,821	0	1	1	0

### 15-Minute Interval Summary 7:00 AM to 9:00 AM

Interval Start Time	Northbound NE 72nd Ave				Southbound NE 72nd Ave				Eastbound NE 119th St				Westbound NE 119th St				Interval Total	Pedestrians Crosswalk			
	L	T	R	Bikes	L	T	R	Bikes	L	T	R	Bikes	L	T	R	Bikes		North	South	East	West
7:00 AM	6	36	60	0	13	144	6	0	4	51	27	0	50	33	1	0	431	0	0	1	0
7:15 AM	6	63	82	0	24	198	9	0	4	69	25	0	47	40	7	0	574	0	0	0	0
7:30 AM	6	71	44	0	16	187	23	0	5	43	34	0	83	40	12	0	564	0	0	0	0
7:45 AM	7	57	37	0	14	222	9	0	5	34	33	0	77	31	5	0	531	0	0	0	0
8:00 AM	11	57	44	0	10	152	7	0	7	27	18	0	59	27	14	0	433	0	0	0	0
8:15 AM	8	49	46	0	20	172	7	0	3	37	16	0	61	37	10	0	466	0	0	0	0
8:30 AM	15	73	48	0	9	136	9	0	11	30	24	0	51	21	13	0	440	0	0	0	0
8:45 AM	14	72	31	0	18	125	3	0	6	23	12	0	48	26	4	0	382	0	1	0	0
Total Survey	73	478	392	0	124	1,336	73	0	45	314	189	0	476	255	66	0	3,821	0	1	1	0

### Peak Hour Summary 7:05 AM to 8:05 AM

By Approach	Northbound NE 72nd Ave				Southbound NE 72nd Ave				Eastbound NE 119th St				Westbound NE 119th St				Total	Pedestrians Crosswalk			
	In	Out	Total	Bikes	In	Out	Total	Bikes	In	Out	Total	Bikes	In	Out	Total	Bikes		North	South	East	West
Volume	488	1,136	1,624	0	875	288	1,163	0	337	218	555	0	431	489	920	0	2,131	0	0	0	0
%HV	7.0%				5.9%				7.1%				6.7%				6.5%				
PHF	0.81				0.88				0.72				0.76				0.89				

By Movement	Northbound NE 72nd Ave				Southbound NE 72nd Ave				Eastbound NE 119th St				Westbound NE 119th St				Total
	L	T	R	Total	L	T	R	Total	L	T	R	Total	L	T	R	Total	
Volume	27	235	226	488	64	762	49	875	19	199	119	337	255	142	34	431	2,131
%HV	18.5%	3.8%	8.8%	7.0%	14.1%	5.2%	6.1%	5.9%	5.3%	7.5%	6.7%	7.1%	2.7%	9.9%	23.5%	6.7%	6.5%
PHF	0.68	0.73	0.68	0.81	0.62	0.86	0.51	0.88	0.79	0.59	0.78	0.72	0.73	0.81	0.65	0.76	0.89

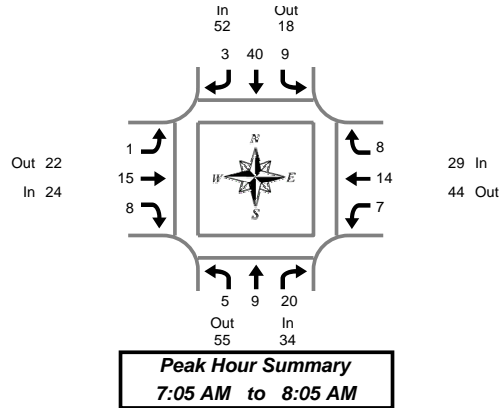
### Rolling Hour Summary 7:00 AM to 9:00 AM

Interval Start Time	Northbound NE 72nd Ave				Southbound NE 72nd Ave				Eastbound NE 119th St				Westbound NE 119th St				Interval Total	Pedestrians Crosswalk			
	L	T	R	Bikes	L	T	R	Bikes	L	T	R	Bikes	L	T	R	Bikes		North	South	East	West
7:00 AM	25	227	223	0	67	751	47	0	18	197	119	0	257	144	25	0	2,100	0	0	1	0
7:15 AM	30	248	207	0	64	759	48	0	21	173	110	0	266	138	38	0	2,102	0	0	0	0
7:30 AM	32	234	171	0	60	733	46	0	20	141	101	0	280	135	41	0	1,994	0	0	0	0
7:45 AM	41	236	175	0	53	682	32	0	26	128	91	0	248	116	42	0	1,870	0	0	0	0
8:00 AM	48	251	169	0	57	585	26	0	27	117	70	0	219	111	41	0	1,721	0	1	0	0

# Heavy Vehicle Summary



Clay Carney  
(503) 833-2740



## NE 72nd Ave & NE 119th St

Thursday, June 07, 2007

7:00 AM to 9:00 AM

### Heavy Vehicle 5-Minute Interval Summary

7:00 AM to 9:00 AM

Interval Start Time	Northbound NE 72nd Ave				Southbound NE 72nd Ave				Eastbound NE 119th St				Westbound NE 119th St				Interval Total
	L	T	R	Total	L	T	R	Total	L	T	R	Total	L	T	R	Total	
7:00 AM	0	1	1	2	2	2	0	4	0	0	0	0	0	2	0	2	8
7:05 AM	0	0	4	4	2	4	1	7	0	2	1	3	0	0	0	0	14
7:10 AM	1	0	3	4	1	6	1	8	0	0	0	0	0	2	0	2	14
7:15 AM	0	1	0	1	0	4	0	4	1	2	0	3	0	1	0	1	9
7:20 AM	1	1	5	7	1	3	0	4	0	2	1	3	0	5	1	6	20
7:25 AM	0	1	1	2	0	8	0	8	0	1	2	3	0	0	0	0	13
7:30 AM	0	0	0	0	0	5	0	5	0	2	1	3	0	1	0	1	9
7:35 AM	1	1	0	2	2	0	0	2	0	1	0	1	1	0	1	2	7
7:40 AM	2	0	3	5	0	1	0	1	0	0	1	1	3	1	0	4	11
7:45 AM	0	1	1	2	0	2	0	2	0	2	1	3	0	0	1	1	8
7:50 AM	0	1	1	2	1	1	1	3	0	1	0	1	2	2	0	4	10
7:55 AM	0	2	1	3	0	3	0	3	0	1	0	1	0	1	2	3	10
8:00 AM	0	1	1	2	2	3	0	5	0	1	1	2	1	1	3	5	14
8:05 AM	0	1	0	1	1	0	0	1	0	0	1	1	3	3	0	6	9
8:10 AM	0	3	2	5	2	4	0	6	1	1	1	3	1	2	0	3	17
8:15 AM	0	1	6	7	1	3	0	4	0	0	0	0	1	4	0	5	16
8:20 AM	0	2	1	3	1	2	1	4	1	0	2	3	0	0	1	1	11
8:25 AM	0	1	2	3	0	1	1	2	0	1	1	2	2	1	1	4	11
8:30 AM	0	2	1	3	0	1	0	1	1	1	1	3	3	1	1	5	12
8:35 AM	2	3	2	7	0	5	0	5	0	0	0	0	0	2	0	2	14
8:40 AM	1	0	2	3	0	9	0	9	0	0	1	1	0	1	0	1	14
8:45 AM	1	2	1	4	1	2	0	3	0	2	0	2	2	3	0	5	14
8:50 AM	0	2	1	3	0	1	0	1	0	0	0	0	0	0	0	0	4
8:55 AM	1	4	1	6	1	4	0	5	0	3	0	3	1	1	0	2	16
Total Survey	10	31	40	81	18	74	5	97	4	23	15	42	20	34	11	65	285

### Heavy Vehicle 15-Minute Interval Summary

7:00 AM to 9:00 AM

Interval Start Time	Northbound NE 72nd Ave				Southbound NE 72nd Ave				Eastbound NE 119th St				Westbound NE 119th St				Interval Total
	L	T	R	Total	L	T	R	Total	L	T	R	Total	L	T	R	Total	
7:00 AM	1	1	8	10	5	12	2	19	0	2	1	3	0	4	0	4	36
7:15 AM	1	3	6	10	1	15	0	16	1	5	3	9	0	6	1	7	42
7:30 AM	3	1	3	7	2	6	0	8	0	3	2	5	4	2	1	7	27
7:45 AM	0	4	3	7	1	6	1	8	0	4	1	5	2	3	3	8	28
8:00 AM	0	5	3	8	5	7	0	12	1	2	3	6	5	6	3	14	40
8:15 AM	0	4	9	13	2	6	2	10	1	1	3	5	3	5	2	10	38
8:30 AM	3	5	5	13	0	15	0	15	1	1	2	4	3	4	1	8	40
8:45 AM	2	8	3	13	2	7	0	9	0	5	0	5	3	4	0	7	34
Total Survey	10	31	40	81	18	74	5	97	4	23	15	42	20	34	11	65	285

### Heavy Vehicle Peak Hour Summary

7:05 AM to 8:05 AM

By Approach	Northbound NE 72nd Ave			Southbound NE 72nd Ave			Eastbound NE 119th St			Westbound NE 119th St			Total
	In	Out	Total	In	Out	Total	In	Out	Total	In	Out	Total	
Volume	34	55	89	52	18	70	24	22	46	29	44	73	139
PHF	0.71			0.68			0.67			0.60			0.81

By Movement	Northbound NE 72nd Ave				Southbound NE 72nd Ave				Eastbound NE 119th St				Westbound NE 119th St				Total
	L	T	R	Total	L	T	R	Total	L	T	R	Total	L	T	R	Total	
Volume	5	9	20	34	9	40	3	52	1	15	8	24	7	14	8	29	139
PHF	0.42	0.56	0.63	0.71	0.75	0.63	0.38	0.68	0.25	0.75	0.50	0.67	0.35	0.44	0.40	0.60	0.81

### Heavy Vehicle Rolling Hour Summary

7:00 AM to 9:00 AM

Interval Start Time	Northbound NE 72nd Ave				Southbound NE 72nd Ave				Eastbound NE 119th St				Westbound NE 119th St				Interval Total
	L	T	R	Total	L	T	R	Total	L	T	R	Total	L	T	R	Total	
7:00 AM	5	9	20	34	9	39	3	51	1	14	7	22	6	15	5	26	133
7:15 AM	4	13	15	32	9	34	1	44	2	14	9	25	11	17	8	36	137
7:30 AM	3	14	18	35	10	25	3	38	2	10	9	21	14	16	9	39	133
7:45 AM	3	18	20	41	8	34	3	45	3	8	9	20	13	18	9	40	146
8:00 AM	5	22	20	47	9	35	2	46	3	9	8	20	14	19	6	39	152

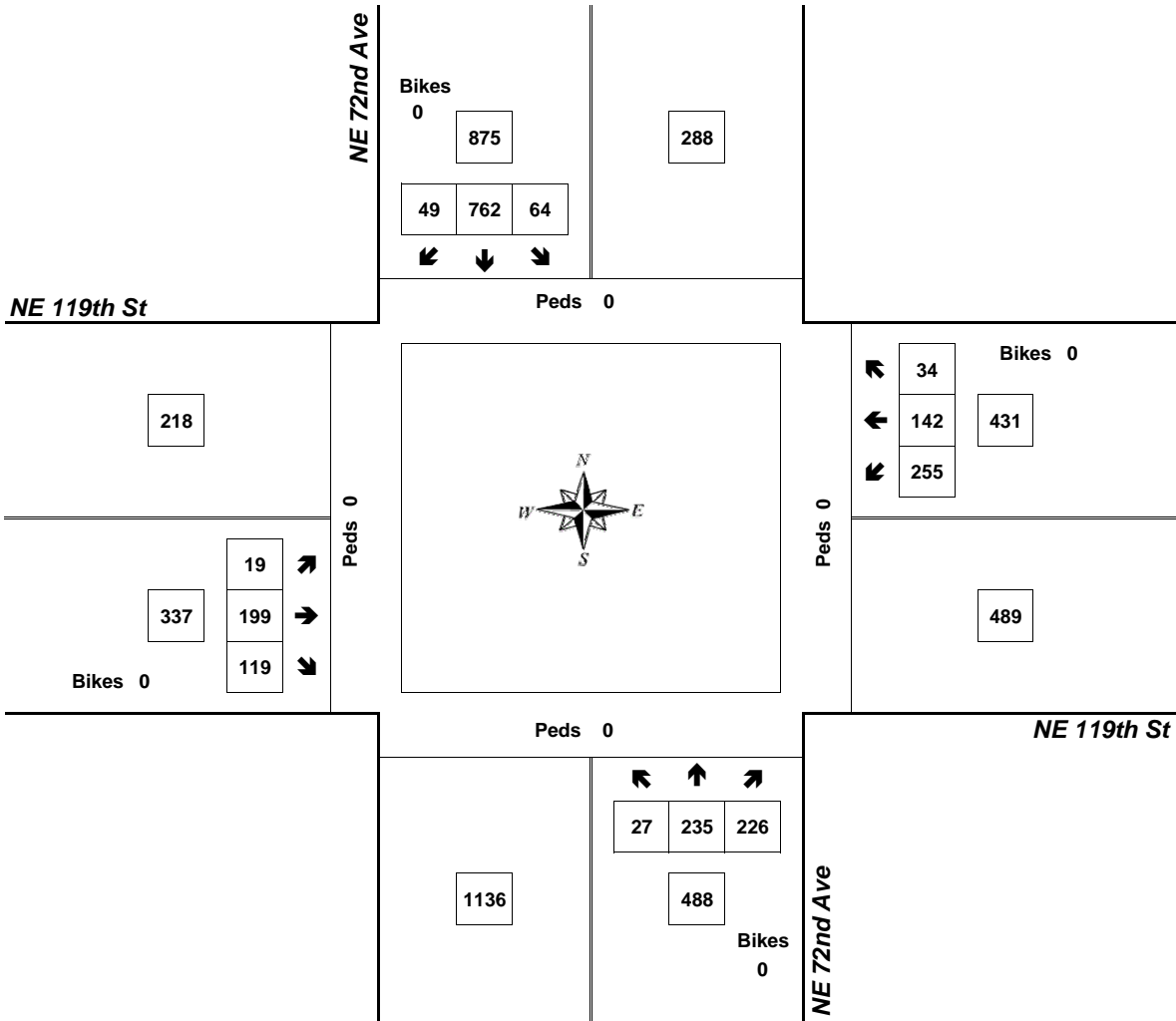
# Peak Hour Summary



Clay Carney  
(503) 833-2740

## NE 72nd Ave & NE 119th St

7:05 AM to 8:05 AM  
Thursday, June 07, 2007



Approach	PHF	HV%	Volume
EB	0.72	7.1%	337
WB	0.76	6.7%	431
NB	0.81	7.0%	488
SB	0.88	5.9%	875
<b>Intersection</b>	<b>0.89</b>	<b>6.5%</b>	<b>2,131</b>

Count Period: 7:00 AM to 9:00 AM