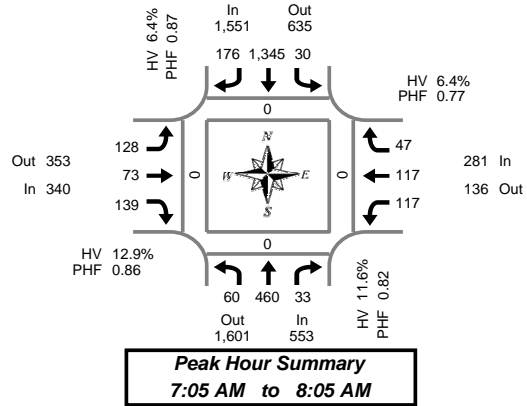


Total Vehicle Summary



Clay Carney
(503) 833-2740



NE 117th Ave & NE 119th St

Thursday, June 07, 2007
7:00 AM to 9:00 AM

5-Minute Interval Summary 7:00 AM to 9:00 AM

Interval Start Time	Northbound NE 117th Ave				Southbound NE 117th Ave				Eastbound NE 119th St				Westbound NE 119th St				Interval Total	Pedestrians Crosswalk			
	L	T	R	Bikes	L	T	R	Bikes	L	T	R	Bikes	L	T	R	Bikes		North	South	East	West
7:00 AM	2	31	2	0	2	95	8	0	11	4	6	0	10	7	5	0	183	0	0	0	0
7:05 AM	1	36	3	0	2	112	12	0	8	4	7	0	8	9	4	0	206	0	0	0	0
7:10 AM	2	31	2	0	1	104	10	0	11	2	13	0	15	4	2	0	197	0	0	0	0
7:15 AM	6	22	8	0	2	122	15	0	13	5	10	0	12	9	3	0	227	0	0	0	0
7:20 AM	2	32	4	0	1	133	7	0	10	13	14	0	11	11	6	0	244	0	0	0	0
7:25 AM	5	50	2	0	2	144	21	0	12	8	14	0	12	13	6	0	289	0	0	0	0
7:30 AM	9	34	3	0	4	114	15	0	8	3	11	0	15	10	7	0	233	0	0	0	0
7:35 AM	7	52	3	0	1	92	19	0	12	5	14	0	12	13	2	0	232	0	0	0	0
7:40 AM	8	50	2	0	4	122	19	0	7	6	13	0	8	8	1	0	248	0	0	0	0
7:45 AM	5	41	0	0	2	105	18	0	17	7	6	0	5	7	2	0	215	0	0	0	0
7:50 AM	5	43	3	0	4	92	11	0	8	5	10	0	4	16	5	0	206	0	0	0	0
7:55 AM	6	33	3	0	3	119	12	0	12	7	14	0	3	9	2	0	223	0	0	0	0
8:00 AM	4	36	0	0	4	86	17	0	10	8	13	0	12	8	7	0	205	0	0	0	0
8:05 AM	4	45	4	0	1	82	8	0	6	6	10	0	9	12	5	0	192	0	0	0	0
8:10 AM	8	33	2	0	2	67	8	0	11	6	5	0	16	5	3	0	166	0	0	0	0
8:15 AM	4	48	3	0	1	93	9	0	17	4	8	0	10	10	7	0	214	0	0	0	0
8:20 AM	5	40	1	0	3	91	7	0	16	9	10	0	11	8	8	0	209	0	0	0	0
8:25 AM	11	33	3	0	1	86	14	0	10	4	6	0	4	11	5	0	188	0	0	0	0
8:30 AM	5	38	1	0	2	83	12	0	7	8	14	0	5	5	4	0	184	0	0	0	0
8:35 AM	5	44	1	0	4	71	10	0	19	2	17	0	11	10	7	0	201	0	0	0	0
8:40 AM	8	49	2	0	2	87	10	0	6	6	8	0	7	9	5	0	199	0	0	0	0
8:45 AM	8	41	4	0	2	80	15	0	12	4	6	0	9	8	2	0	191	0	0	0	0
8:50 AM	5	40	2	0	0	76	6	0	7	7	11	0	5	6	2	0	167	0	0	0	0
8:55 AM	8	34	1	0	1	86	11	0	5	5	5	0	9	8	4	0	177	0	0	0	0
Total Survey	133	936	59	0	51	2,342	294	0	255	138	245	0	223	216	104	0	4,996	0	0	0	0

15-Minute Interval Summary 7:00 AM to 9:00 AM

Interval Start Time	Northbound NE 117th Ave				Southbound NE 117th Ave				Eastbound NE 119th St				Westbound NE 119th St				Interval Total	Pedestrians Crosswalk			
	L	T	R	Bikes	L	T	R	Bikes	L	T	R	Bikes	L	T	R	Bikes		North	South	East	West
7:00 AM	5	98	7	0	5	311	30	0	30	10	26	0	33	20	11	0	586	0	0	0	0
7:15 AM	13	104	14	0	5	399	43	0	35	26	38	0	35	33	15	0	760	0	0	0	0
7:30 AM	24	136	8	0	9	328	53	0	27	14	38	0	35	31	10	0	713	0	0	0	0
7:45 AM	16	117	6	0	9	316	41	0	37	19	30	0	12	32	9	0	644	0	0	0	0
8:00 AM	16	114	6	0	7	235	33	0	27	20	28	0	37	25	15	0	563	0	0	0	0
8:15 AM	20	121	7	0	5	270	30	0	43	17	24	0	25	29	20	0	611	0	0	0	0
8:30 AM	18	131	4	0	8	241	32	0	32	16	39	0	23	24	16	0	584	0	0	0	0
8:45 AM	21	115	7	0	3	242	32	0	24	16	22	0	23	22	8	0	535	0	0	0	0
Total Survey	133	936	59	0	51	2,342	294	0	255	138	245	0	223	216	104	0	4,996	0	0	0	0

Peak Hour Summary 7:05 AM to 8:05 AM

By Approach	Northbound NE 117th Ave				Southbound NE 117th Ave				Eastbound NE 119th St				Westbound NE 119th St				Total	Pedestrians Crosswalk			
	In	Out	Total	Bikes	In	Out	Total	Bikes	In	Out	Total	Bikes	In	Out	Total	Bikes		North	South	East	West
Volume	553	1,601	2,154	0	1,551	635	2,186	0	340	353	693	0	281	136	417	0	2,725	0	0	0	0
%HV	11.6%				6.4%				12.9%				6.4%				8.3%				
PHF	0.82				0.87				0.86				0.77				0.89				

By Movement	Northbound NE 117th Ave				Southbound NE 117th Ave				Eastbound NE 119th St				Westbound NE 119th St				Total
	L	T	R	Total	L	T	R	Total	L	T	R	Total	L	T	R	Total	
Volume	60	460	33	553	30	1,345	176	1,551	128	69	132	340	117	117	47	281	2,725
%HV	16.7%	10.4%	18.2%	11.6%	3.3%	6.4%	6.8%	6.4%	13.3%	12.3%	12.9%	12.9%	8.5%	6.0%	2.1%	6.4%	8.3%
PHF	0.63	0.80	0.59	0.82	0.68	0.84	0.79	0.87	0.86	0.70	0.89	0.86	0.75	0.81	0.62	0.77	0.89

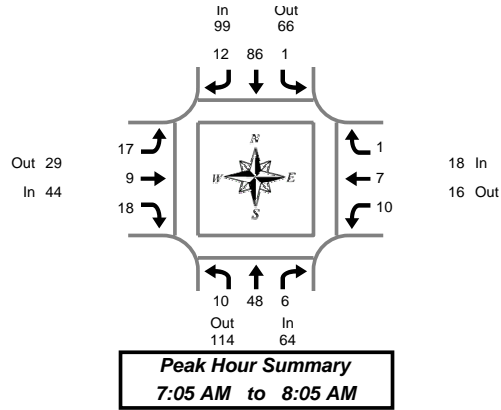
Rolling Hour Summary 7:00 AM to 9:00 AM

Interval Start Time	Northbound NE 117th Ave				Southbound NE 117th Ave				Eastbound NE 119th St				Westbound NE 119th St				Interval Total	Pedestrians Crosswalk			
	L	T	R	Bikes	L	T	R	Bikes	L	T	R	Bikes	L	T	R	Bikes		North	South	East	West
7:00 AM	58	455	35	0	28	1,354	167	0	129	69	132	0	115	116	45	0	2,703	0	0	0	0
7:15 AM	69	471	34	0	30	1,278	170	0	126	79	134	0	119	121	49	0	2,680	0	0	0	0
7:30 AM	76	488	27	0	30	1,149	157	0	134	70	120	0	109	117	54	0	2,531	0	0	0	0
7:45 AM	70	483	23	0	29	1,062	136	0	139	72	121	0	97	110	60	0	2,402	0	0	0	0
8:00 AM	75	481	24	0	23	988	127	0	126	69	113	0	108	100	59	0	2,293	0	0	0	0

Heavy Vehicle Summary



Clay Carney
(503) 833-2740



NE 117th Ave & NE 119th St

Thursday, June 07, 2007
7:00 AM to 9:00 AM

Peak Hour Summary
7:05 AM to 8:05 AM

Heavy Vehicle 5-Minute Interval Summary 7:00 AM to 9:00 AM

Interval Start Time	Northbound NE 117th Ave				Southbound NE 117th Ave				Eastbound NE 119th St				Westbound NE 119th St				Interval Total
	L	T	R	Total	L	T	R	Total	L	T	R	Total	L	T	R	Total	
7:00 AM	1	3	1	5	0	2	0	2	1	0	0	1	1	1	0	2	10
7:05 AM	0	3	1	4	1	5	1	7	0	1	0	1	3	0	0	3	15
7:10 AM	0	7	0	7	0	7	0	7	2	0	1	3	3	1	0	4	21
7:15 AM	3	2	2	7	0	5	2	7	2	2	1	5	0	1	0	1	20
7:20 AM	0	4	0	4	0	9	0	9	2	2	0	4	1	1	1	3	20
7:25 AM	0	7	0	7	0	9	0	9	3	0	3	6	1	1	0	2	24
7:30 AM	1	2	1	4	0	5	2	7	0	0	2	2	0	2	0	2	15
7:35 AM	2	1	0	3	0	4	1	5	1	0	2	3	1	0	0	1	12
7:40 AM	2	4	0	6	0	7	1	8	0	0	2	2	0	0	0	0	16
7:45 AM	1	6	0	7	0	14	1	15	2	2	0	4	0	0	0	0	26
7:50 AM	0	2	1	3	0	11	2	13	0	1	1	2	1	0	0	1	19
7:55 AM	1	4	1	6	0	5	1	6	3	1	4	8	0	1	0	1	21
8:00 AM	0	6	0	6	0	5	1	6	2	0	2	4	0	0	0	0	16
8:05 AM	0	7	0	7	0	4	0	4	0	0	4	4	0	1	0	1	16
8:10 AM	2	6	0	8	0	5	1	6	3	1	0	4	1	0	0	1	19
8:15 AM	1	7	2	10	1	2	1	4	0	0	1	1	2	0	1	3	18
8:20 AM	0	5	1	6	0	4	1	5	1	1	0	2	0	0	0	0	13
8:25 AM	4	2	1	7	0	3	0	3	2	0	2	4	0	2	0	2	16
8:30 AM	0	2	0	2	0	6	0	6	1	2	1	4	0	0	0	0	12
8:35 AM	1	5	1	7	0	3	1	4	0	0	0	0	1	1	0	2	13
8:40 AM	0	2	0	2	1	3	0	4	1	1	2	4	1	2	0	3	13
8:45 AM	2	1	0	3	0	11	2	13	1	0	1	2	0	0	1	1	19
8:50 AM	0	3	1	4	0	5	0	5	1	0	1	2	0	1	0	1	12
8:55 AM	1	1	0	2	0	4	1	5	0	0	1	1	1	0	0	1	9
Total Survey	22	92	13	127	3	138	19	160	28	14	31	73	17	15	3	35	395

Heavy Vehicle 15-Minute Interval Summary 7:00 AM to 9:00 AM

Interval Start Time	Northbound NE 117th Ave				Southbound NE 117th Ave				Eastbound NE 119th St				Westbound NE 119th St				Interval Total
	L	T	R	Total	L	T	R	Total	L	T	R	Total	L	T	R	Total	
7:00 AM	1	13	2	16	1	14	1	16	3	1	1	5	7	2	0	9	46
7:15 AM	3	13	2	18	0	23	2	25	7	4	4	15	2	3	1	6	64
7:30 AM	5	7	1	13	0	16	4	20	1	0	6	7	1	2	0	3	43
7:45 AM	2	12	2	16	0	30	4	34	5	4	5	14	1	1	0	2	66
8:00 AM	2	19	0	21	0	14	2	16	5	1	6	12	1	1	0	2	51
8:15 AM	5	14	4	23	1	9	2	12	3	1	3	7	2	2	1	5	47
8:30 AM	1	9	1	11	1	12	1	14	2	3	3	8	2	3	0	5	38
8:45 AM	3	5	1	9	0	20	3	23	2	0	3	5	1	1	1	3	40
Total Survey	22	92	13	127	3	138	19	160	28	14	31	73	17	15	3	35	395

Heavy Vehicle Peak Hour Summary 7:05 AM to 8:05 AM

By Approach	Northbound NE 117th Ave			Southbound NE 117th Ave			Eastbound NE 119th St			Westbound NE 119th St			Total
	In	Out	Total	In	Out	Total	In	Out	Total	In	Out	Total	
Volume	64	114	178	99	66	165	44	29	73	18	16	34	225
PHF	0.89			0.69			0.73			0.56			0.85

By Movement	Northbound NE 117th Ave				Southbound NE 117th Ave				Eastbound NE 119th St				Westbound NE 119th St				Total
	L	T	R	Total	L	T	R	Total	L	T	R	Total	L	T	R	Total	
Volume	10	48	6	64	1	83	12	99	17	9	18	44	10	7	1	18	225
PHF	0.50	0.92	0.50	0.89	0.25	0.67	0.75	0.69	0.61	0.56	0.64	0.73	0.42	0.44	0.25	0.56	0.85

Heavy Vehicle Rolling Hour Summary 7:00 AM to 9:00 AM

Interval Start Time	Northbound NE 117th Ave				Southbound NE 117th Ave				Eastbound NE 119th St				Westbound NE 119th St				Interval Total
	L	T	R	Total	L	T	R	Total	L	T	R	Total	L	T	R	Total	
7:00 AM	11	45	7	63	1	83	11	95	16	9	16	41	11	8	1	20	219
7:15 AM	12	51	5	68	0	83	12	95	18	9	21	48	5	7	1	13	224
7:30 AM	14	52	7	73	1	69	12	82	14	6	20	40	5	6	1	12	207
7:45 AM	10	54	7	71	2	65	9	76	15	9	17	41	6	7	1	14	202
8:00 AM	11	47	6	64	2	55	8	65	12	5	15	32	6	7	2	15	176

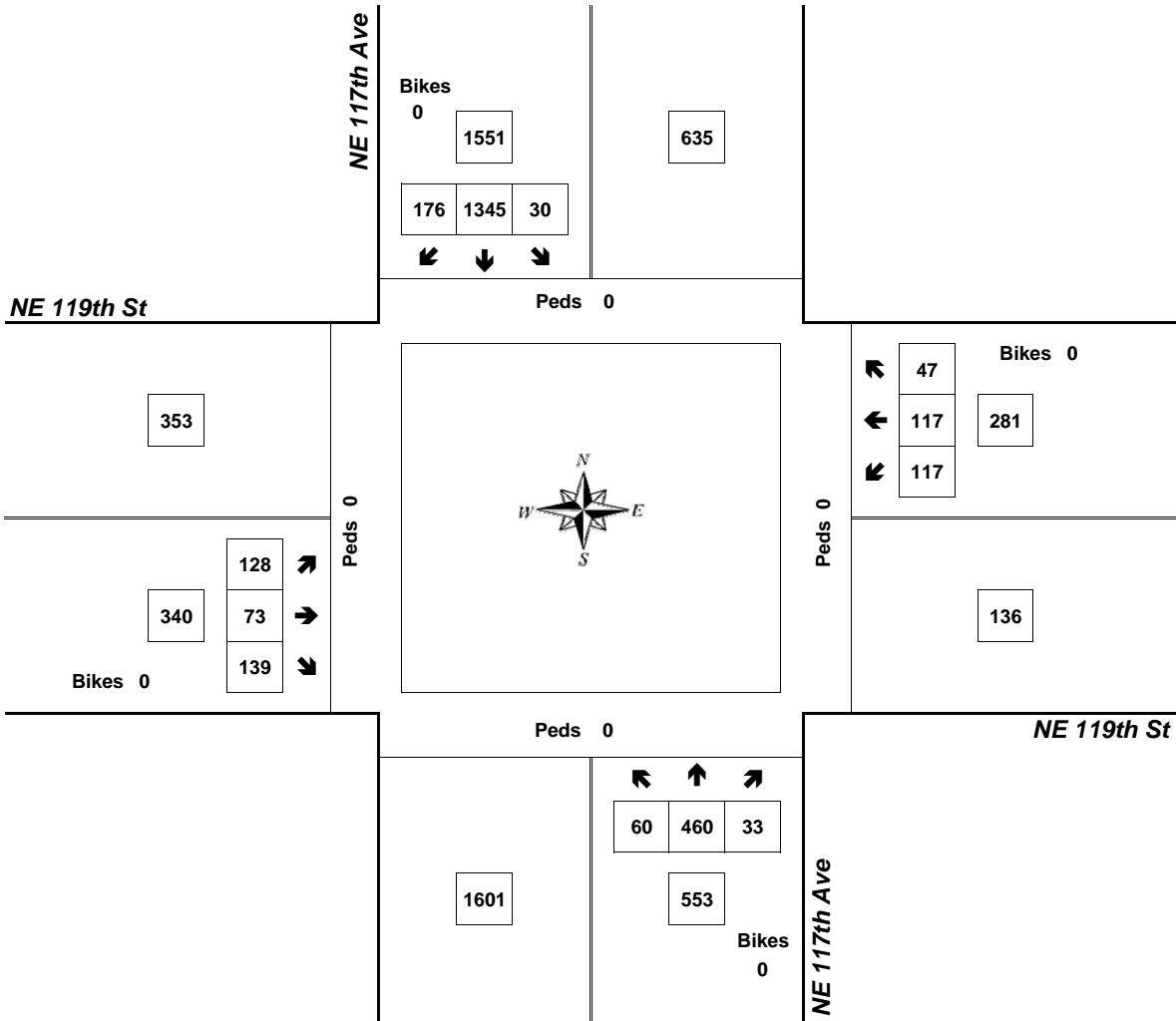
Peak Hour Summary



Clay Carney
(503) 833-2740

NE 117th Ave & NE 119th St

7:05 AM to 8:05 AM
Thursday, June 07, 2007



Approach	PHF	HV%	Volume
EB	0.86	12.9%	340
WB	0.77	6.4%	281
NB	0.82	11.6%	553
SB	0.87	6.4%	1,551
Intersection	0.89	8.3%	2,725

Count Period: 7:00 AM to 9:00 AM