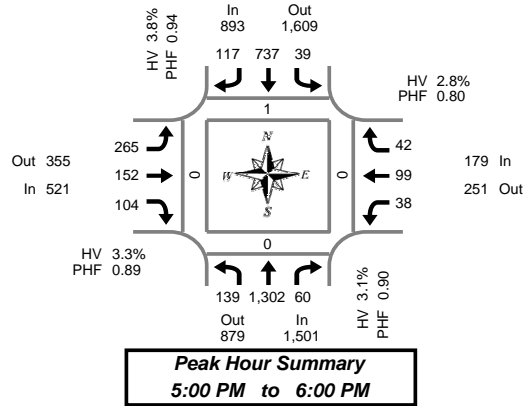


Total Vehicle Summary



Clay Carney
(503) 833-2740



NE 117th Ave & NE 119th St

Tuesday, June 12, 2007
4:00 PM to 6:00 PM

5-Minute Interval Summary 4:00 PM to 6:00 PM

Interval Start Time	Northbound NE 117th Ave				Southbound NE 117th Ave				Eastbound NE 119th St				Westbound NE 119th St				Interval Total	Pedestrians Crosswalk			
	L	T	R	Bikes	L	T	R	Bikes	L	T	R	Bikes	L	T	R	Bikes		North	South	East	West
4:00 PM	11	57	3	0	5	56	7	0	13	6	6	0	4	3	3	0	174	0	0	0	0
4:05 PM	4	107	4	0	3	61	12	0	12	5	7	0	4	10	3	0	232	0	0	0	0
4:10 PM	9	86	2	0	5	55	15	0	15	8	9	0	7	8	2	0	221	0	0	0	0
4:15 PM	1	94	6	0	0	54	8	0	20	12	7	0	6	6	7	0	221	0	0	0	0
4:20 PM	13	107	7	0	2	46	7	0	20	17	9	0	3	7	7	0	245	0	0	0	0
4:25 PM	7	112	5	0	3	68	8	0	20	11	8	0	2	10	6	0	260	0	0	0	0
4:30 PM	8	126	3	0	1	56	12	0	18	15	9	0	4	8	3	0	263	0	0	0	0
4:35 PM	7	117	8	0	3	65	9	0	11	7	7	0	6	9	5	0	254	0	0	0	0
4:40 PM	5	107	2	0	4	59	10	0	26	10	12	0	2	12	6	0	255	0	0	0	0
4:45 PM	10	120	4	0	2	58	18	0	25	4	5	0	7	7	6	0	266	0	0	0	0
4:50 PM	8	101	4	0	3	57	12	0	18	6	9	0	5	10	4	0	237	0	0	0	0
4:55 PM	13	103	2	0	3	48	11	0	25	14	5	0	2	7	3	0	236	0	0	0	0
5:00 PM	16	110	7	0	2	61	9	0	20	4	8	0	5	7	2	0	251	0	0	0	0
5:05 PM	17	93	6	0	5	65	11	0	20	11	4	0	1	9	4	0	246	0	0	0	0
5:10 PM	12	108	2	0	4	58	8	0	20	18	11	0	3	10	1	0	255	0	0	0	0
5:15 PM	6	97	4	0	4	56	14	0	28	21	9	0	3	18	2	0	262	0	0	0	0
5:20 PM	13	103	4	0	3	69	14	0	19	10	9	0	7	9	3	0	263	0	0	0	0
5:25 PM	11	98	6	0	3	54	9	0	20	13	8	0	2	4	6	0	234	0	0	0	0
5:30 PM	8	131	4	0	4	64	8	0	31	15	8	0	3	8	7	0	291	0	0	0	0
5:35 PM	11	136	5	0	3	67	10	0	25	10	11	0	3	4	0	0	285	0	0	0	0
5:40 PM	11	108	5	0	4	71	6	0	22	17	7	0	2	7	5	0	265	0	0	0	0
5:45 PM	9	111	6	0	4	60	10	0	15	14	11	0	1	10	5	0	256	0	0	0	0
5:50 PM	13	116	6	0	2	60	6	0	23	8	3	0	4	4	4	0	249	0	0	0	0
5:55 PM	12	91	5	0	1	52	12	0	22	11	15	0	4	9	3	0	237	1	0	0	0
Total Survey	235	2,539	110	0	73	1,420	246	0	488	267	197	0	90	196	97	0	5,958	1	0	0	0

15-Minute Interval Summary 4:00 PM to 6:00 PM

Interval Start Time	Northbound NE 117th Ave				Southbound NE 117th Ave				Eastbound NE 119th St				Westbound NE 119th St				Interval Total	Pedestrians Crosswalk			
	L	T	R	Bikes	L	T	R	Bikes	L	T	R	Bikes	L	T	R	Bikes		North	South	East	West
4:00 PM	24	250	9	0	13	172	34	0	40	19	22	0	15	21	8	0	627	0	0	0	0
4:15 PM	21	313	18	0	5	168	23	0	60	40	24	0	11	23	20	0	726	0	0	0	0
4:30 PM	20	350	13	0	8	180	31	0	55	32	28	0	12	29	14	0	772	0	0	0	0
4:45 PM	31	324	10	0	8	163	41	0	68	24	19	0	14	24	13	0	739	0	0	0	0
5:00 PM	45	311	15	0	11	184	28	0	60	33	23	0	9	26	7	0	752	0	0	0	0
5:15 PM	30	298	14	0	10	179	37	0	67	44	26	0	12	31	11	0	759	0	0	0	0
5:30 PM	30	375	14	0	11	202	24	0	78	42	26	0	8	19	12	0	841	0	0	0	0
5:45 PM	34	318	17	0	7	172	28	0	60	33	29	0	9	23	12	0	742	1	0	0	0
Total Survey	235	2,539	110	0	73	1,420	246	0	488	267	197	0	90	196	97	0	5,958	1	0	0	0

Peak Hour Summary 5:00 PM to 6:00 PM

By Approach	Northbound NE 117th Ave				Southbound NE 117th Ave				Eastbound NE 119th St				Westbound NE 119th St				Total	Pedestrians Crosswalk			
	In	Out	Total	Bikes	In	Out	Total	Bikes	In	Out	Total	Bikes	In	Out	Total	Bikes		North	South	East	West
Volume	1,501	879	2,380	0	893	1,609	2,502	0	521	355	876	0	179	251	430	0	3,094	1	0	0	0
%HV	3.1%				3.8%				3.3%				2.8%				3.3%				
PHF	0.90				0.94				0.89				0.80				0.92				

By Movement	Northbound NE 117th Ave				Southbound NE 117th Ave				Eastbound NE 119th St				Westbound NE 119th St				Total
	L	T	R	Total	L	T	R	Total	L	T	R	Total	L	T	R	Total	
Volume	139	1,302	60	1,501	39	737	117	893	265	152	104	521	38	99	42	179	3,094
%HV	4.3%	2.9%	5.0%	3.1%	7.7%	3.4%	5.1%	3.8%	1.1%	3.9%	7.7%	3.3%	5.3%	3.0%	0.0%	2.8%	3.3%
PHF	0.77	0.87	0.88	0.90	0.75	0.91	0.79	0.94	0.85	0.76	0.90	0.89	0.73	0.67	0.66	0.80	0.92

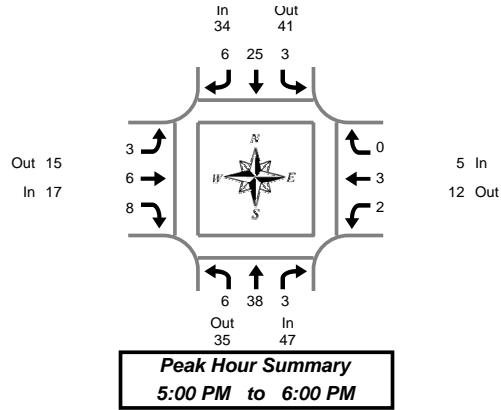
Rolling Hour Summary 4:00 PM to 6:00 PM

Interval Start Time	Northbound NE 117th Ave				Southbound NE 117th Ave				Eastbound NE 119th St				Westbound NE 119th St				Interval Total	Pedestrians Crosswalk			
	L	T	R	Bikes	L	T	R	Bikes	L	T	R	Bikes	L	T	R	Bikes		North	South	East	West
4:00 PM	96	1,237	50	0	34	683	129	0	223	115	93	0	52	97	55	0	2,864	0	0	0	0
4:15 PM	117	1,298	56	0	32	695	123	0	243	129	94	0	46	102	54	0	2,989	0	0	0	0
4:30 PM	126	1,283	52	0	37	706	137	0	250	133	96	0	47	110	45	0	3,022	0	0	0	0
4:45 PM	136	1,308	53	0	40	728	130	0	273	143	94	0	43	100	43	0	3,091	0	0	0	0
5:00 PM	139	1,302	60	0	39	737	117	0	265	152	104	0	38	99	42	0	3,094	1	0	0	0

Heavy Vehicle Summary



Clay Carney
(503) 833-2740



NE 117th Ave & NE 119th St

Tuesday, June 12, 2007

4:00 PM to 6:00 PM

Heavy Vehicle 5-Minute Interval Summary 4:00 PM to 6:00 PM

Interval Start Time	Northbound NE 117th Ave				Southbound NE 117th Ave				Eastbound NE 119th St				Westbound NE 119th St				Interval Total
	L	T	R	Total	L	T	R	Total	L	T	R	Total	L	T	R	Total	
4:00 PM	0	2	0	2	0	0	1	1	1	0	0	1	0	1	0	1	5
4:05 PM	0	12	0	12	0	1	0	1	1	0	0	1	0	1	0	1	15
4:10 PM	1	3	0	4	1	4	1	6	1	0	2	3	0	0	0	0	13
4:15 PM	1	5	0	6	0	2	2	4	1	1	0	2	0	1	1	2	14
4:20 PM	1	2	0	3	0	7	1	8	0	1	2	3	0	2	1	3	17
4:25 PM	0	6	0	6	0	4	0	4	2	0	0	2	0	0	0	0	12
4:30 PM	1	2	0	3	0	5	1	6	0	1	0	1	0	0	0	0	10
4:35 PM	0	5	2	7	0	1	0	1	1	1	1	3	0	0	0	0	11
4:40 PM	0	2	0	2	0	1	0	1	1	1	0	2	0	2	0	2	7
4:45 PM	0	2	0	2	0	6	1	7	2	1	0	3	2	1	0	3	15
4:50 PM	0	2	0	2	0	2	1	3	0	1	0	1	1	2	0	3	9
4:55 PM	0	5	0	5	0	3	1	4	0	0	1	1	0	0	0	0	10
5:00 PM	0	2	0	2	0	5	1	6	0	0	1	1	0	0	0	0	9
5:05 PM	0	2	0	2	0	2	0	2	0	0	1	1	0	0	0	0	5
5:10 PM	1	2	0	3	0	1	0	1	0	0	0	0	0	2	0	2	6
5:15 PM	0	3	1	4	0	1	1	2	1	2	0	3	1	0	0	1	10
5:20 PM	0	2	0	2	0	6	2	8	0	2	0	2	1	0	0	1	13
5:25 PM	2	3	0	5	0	0	0	0	0	1	1	2	0	0	0	0	7
5:30 PM	0	3	0	3	0	2	1	3	0	0	0	0	0	0	0	0	6
5:35 PM	2	4	1	7	0	2	0	2	1	1	0	2	0	0	0	0	11
5:40 PM	0	5	0	5	1	2	0	3	0	0	0	0	0	0	0	0	8
5:45 PM	0	6	1	7	1	1	0	2	0	0	5	5	0	0	0	0	14
5:50 PM	0	2	0	2	1	3	0	4	0	0	0	0	0	0	0	0	6
5:55 PM	1	4	0	5	0	0	1	1	1	0	0	1	0	1	0	1	8
Total Survey	10	86	5	101	4	61	15	80	13	13	14	40	5	13	2	20	241

Heavy Vehicle 15-Minute Interval Summary 4:00 PM to 6:00 PM

Interval Start Time	Northbound NE 117th Ave				Southbound NE 117th Ave				Eastbound NE 119th St				Westbound NE 119th St				Interval Total
	L	T	R	Total	L	T	R	Total	L	T	R	Total	L	T	R	Total	
4:00 PM	1	17	0	18	1	5	2	8	3	0	2	5	0	2	0	2	33
4:15 PM	2	13	0	15	0	13	3	16	3	2	2	7	0	3	2	5	43
4:30 PM	1	9	2	12	0	7	1	8	2	3	1	6	0	2	0	2	28
4:45 PM	0	9	0	9	0	11	3	14	2	2	1	5	3	3	0	6	34
5:00 PM	1	6	0	7	0	8	1	9	0	0	2	2	0	2	0	2	20
5:15 PM	2	8	1	11	0	7	3	10	1	5	1	7	2	0	0	2	30
5:30 PM	2	12	1	15	1	6	1	8	1	1	0	2	0	0	0	0	25
5:45 PM	1	12	1	14	2	4	1	7	1	0	5	6	0	1	0	1	28
Total Survey	10	86	5	101	4	61	15	80	13	13	14	40	5	13	2	20	241

Heavy Vehicle Peak Hour Summary 5:00 PM to 6:00 PM

By Approach	Northbound NE 117th Ave			Southbound NE 117th Ave			Eastbound NE 119th St			Westbound NE 119th St			Total
	In	Out	Total	In	Out	Total	In	Out	Total	In	Out	Total	
Volume	47	35	82	34	41	75	17	15	32	5	12	17	103
PHF	0.62			0.77			0.61			0.31			0.78

By Movement	Northbound NE 117th Ave				Southbound NE 117th Ave				Eastbound NE 119th St				Westbound NE 119th St				Total
	L	T	R	Total	L	T	R	Total	L	T	R	Total	L	T	R	Total	
Volume	6	38	3	47	3	25	6	34	3	6	8	17	2	3	0	5	103
PHF	0.38	0.63	0.38	0.62	0.25	0.78	0.50	0.77	0.75	0.30	0.40	0.61	0.25	0.38	0.00	0.31	0.78

Heavy Vehicle Rolling Hour Summary 4:00 PM to 6:00 PM

Interval Start Time	Northbound NE 117th Ave				Southbound NE 117th Ave				Eastbound NE 119th St				Westbound NE 119th St				Interval Total
	L	T	R	Total	L	T	R	Total	L	T	R	Total	L	T	R	Total	
4:00 PM	4	48	2	54	1	36	9	46	10	7	6	23	3	10	2	15	138
4:15 PM	4	37	2	43	0	39	8	47	7	7	6	20	3	10	2	15	125
4:30 PM	4	32	3	39	0	33	8	41	5	10	5	20	5	7	0	12	112
4:45 PM	5	35	2	42	1	32	8	41	4	8	4	16	5	5	0	10	109
5:00 PM	6	38	3	47	3	25	6	34	3	6	8	17	2	3	0	5	103

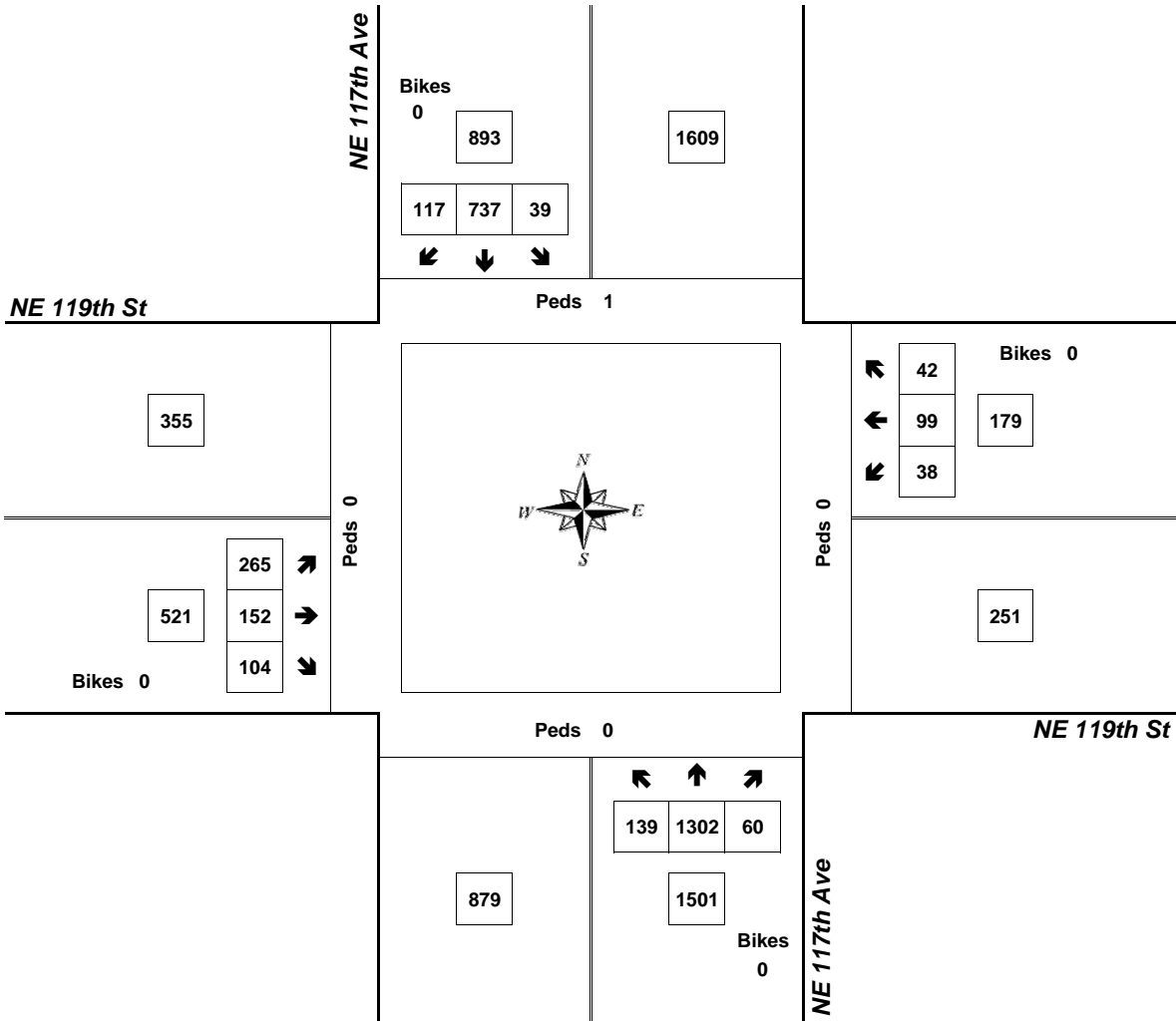
Peak Hour Summary



Clay Carney
(503) 833-2740

NE 117th Ave & NE 119th St

5:00 PM to 6:00 PM
Tuesday, June 12, 2007



Approach	PHF	HV%	Volume
EB	0.89	3.3%	521
WB	0.80	2.8%	179
NB	0.90	3.1%	1,501
SB	0.94	3.8%	893
Intersection	0.92	3.3%	3,094

Count Period: 4:00 PM to 6:00 PM