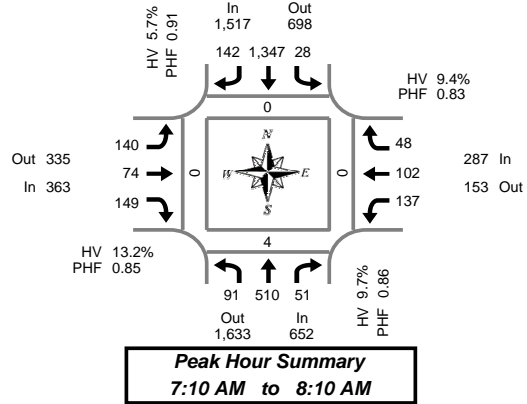


# Total Vehicle Summary



Clay Carney  
(503) 833-2740



## SR-503 & NE 119th St

Thursday, November 06, 2008

7:00 AM to 9:00 AM

### 5-Minute Interval Summary

7:00 AM to 9:00 AM

Interval Start Time	Northbound SR-503				Southbound SR-503				Eastbound NE 119th St				Westbound NE 119th St				Interval Total	Pedestrians Crosswalk			
	L	T	R	Bikes	L	T	R	Bikes	L	T	R	Bikes	L	T	R	Bikes		North	South	East	West
7:00 AM	3	42	1	0	2	103	11	0	9	2	8	0	9	3	4	0	197	0	0	0	0
7:05 AM	4	37	2	0	3	117	9	0	8	6	6	0	9	3	2	0	206	0	0	0	0
7:10 AM	2	50	2	0	1	115	19	0	12	4	4	0	18	4	4	0	235	0	4	0	0
7:15 AM	8	48	2	0	1	137	10	0	8	6	8	0	4	2	2	0	236	0	0	0	0
7:20 AM	8	34	1	0	4	115	7	0	19	11	18	0	20	8	4	0	249	0	0	0	0
7:25 AM	10	41	4	0	2	128	11	0	9	6	14	0	11	10	7	0	253	0	0	0	0
7:30 AM	9	46	4	0	4	118	15	0	11	9	10	0	11	8	7	0	252	0	0	0	0
7:35 AM	11	55	3	0	2	114	16	0	10	5	13	0	13	10	3	0	255	0	0	0	0
7:40 AM	9	45	6	0	2	107	9	0	10	3	16	0	13	12	2	0	234	0	0	0	0
7:45 AM	9	44	7	0	3	107	14	0	12	3	9	0	14	13	5	0	240	0	0	0	0
7:50 AM	7	32	8	0	3	104	10	0	12	8	17	0	7	8	3	0	219	0	0	0	0
7:55 AM	5	31	6	0	0	106	11	0	12	5	9	0	11	7	4	0	207	0	0	0	0
8:00 AM	8	43	4	0	4	97	11	0	14	7	18	0	7	10	5	0	228	0	0	0	0
8:05 AM	5	41	4	0	2	99	9	0	11	7	13	0	8	10	2	0	211	0	0	0	0
8:10 AM	3	34	1	0	3	87	14	0	6	7	9	0	10	10	6	0	190	0	0	0	0
8:15 AM	7	37	2	0	2	70	9	0	6	6	17	0	5	9	9	0	179	0	0	0	0
8:20 AM	3	44	3	0	3	95	4	0	12	4	7	0	5	9	2	0	191	0	0	0	0
8:25 AM	10	26	3	0	3	89	13	0	2	6	11	0	4	2	7	0	176	2	0	0	0
8:30 AM	11	42	4	0	2	78	7	0	8	7	14	0	7	13	5	0	198	0	0	0	0
8:35 AM	10	36	7	0	5	76	8	0	8	7	15	0	6	7	6	0	191	0	0	0	0
8:40 AM	9	35	4	0	1	85	11	0	11	9	9	0	5	4	2	0	185	0	0	0	0
8:45 AM	6	32	4	0	3	91	6	0	7	6	15	0	5	14	5	0	194	0	0	0	0
8:50 AM	10	29	6	0	3	80	7	0	12	10	15	0	7	9	5	0	193	0	0	0	0
8:55 AM	10	33	7	0	3	82	10	0	13	8	9	0	4	10	3	0	192	0	0	0	0
Total Survey	177	937	95	0	61	2,400	251	0	242	152	284	0	213	195	104	0	5,111	2	4	0	0

### 15-Minute Interval Summary

7:00 AM to 9:00 AM

Interval Start Time	Northbound SR-503				Southbound SR-503				Eastbound NE 119th St				Westbound NE 119th St				Interval Total	Pedestrians Crosswalk			
	L	T	R	Bikes	L	T	R	Bikes	L	T	R	Bikes	L	T	R	Bikes		North	South	East	West
7:00 AM	9	129	5	0	6	335	39	0	29	12	18	0	36	10	10	0	638	0	4	0	0
7:15 AM	26	123	7	0	7	380	28	0	36	23	40	0	35	20	13	0	738	0	0	0	0
7:30 AM	29	146	13	0	8	339	40	0	31	17	39	0	37	30	12	0	741	0	0	0	0
7:45 AM	21	107	21	0	6	317	35	0	36	16	35	0	32	28	12	0	666	0	0	0	0
8:00 AM	16	118	9	0	9	283	34	0	31	21	40	0	25	30	13	0	629	0	0	0	0
8:15 AM	20	107	8	0	8	254	26	0	20	16	35	0	14	20	18	0	546	2	0	0	0
8:30 AM	30	113	15	0	8	239	26	0	27	23	38	0	18	24	13	0	574	0	0	0	0
8:45 AM	26	94	17	0	9	253	23	0	32	24	39	0	16	33	13	0	579	0	0	0	0
Total Survey	177	937	95	0	61	2,400	251	0	242	152	284	0	213	195	104	0	5,111	2	4	0	0

### Peak Hour Summary

7:10 AM to 8:10 AM

By Approach	Northbound SR-503				Southbound SR-503				Eastbound NE 119th St				Westbound NE 119th St				Total	Pedestrians Crosswalk			
	In	Out	Total	Bikes	In	Out	Total	Bikes	In	Out	Total	Bikes	In	Out	Total	Bikes		North	South	East	West
Volume	652	1,633	2,285	0	1,517	698	2,215	0	363	335	698	0	287	153	440	0	2,819	0	4	0	0
%HV	9.7%				5.7%				13.2%				9.4%				8.0%				
PHF	0.86				0.91				0.85				0.83				0.93				

By Movement	Northbound SR-503				Southbound SR-503				Eastbound NE 119th St				Westbound NE 119th St				Total
	L	T	R	Total	L	T	R	Total	L	T	R	Total	L	T	R	Total	
Volume	91	510	51	652	28	1,347	142	1,517	140	74	149	363	137	102	48	287	2,819
%HV	7.7%	9.6%	13.7%	9.7%	7.1%	5.6%	6.3%	5.7%	10.7%	13.5%	15.4%	13.2%	10.9%	9.8%	4.2%	9.4%	8.0%
PHF	0.76	0.87	0.61	0.86	0.70	0.89	0.85	0.91	0.90	0.71	0.85	0.85	0.82	0.73	0.67	0.83	0.93

### Rolling Hour Summary

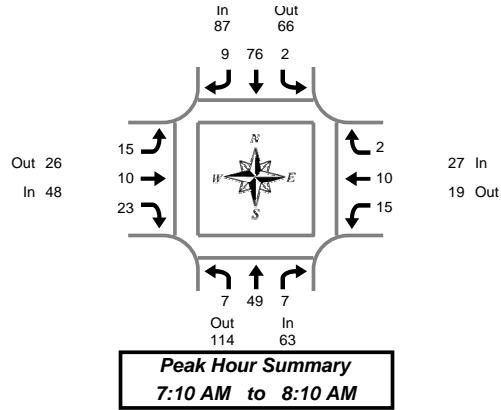
7:00 AM to 9:00 AM

Interval Start Time	Northbound SR-503				Southbound SR-503				Eastbound NE 119th St				Westbound NE 119th St				Interval Total	Pedestrians Crosswalk			
	L	T	R	Bikes	L	T	R	Bikes	L	T	R	Bikes	L	T	R	Bikes		North	South	East	West
7:00 AM	85	505	46	0	27	1,371	142	0	132	68	132	0	140	88	47	0	2,783	0	4	0	0
7:15 AM	92	494	50	0	30	1,319	137	0	134	77	154	0	129	108	50	0	2,774	0	0	0	0
7:30 AM	86	478	51	0	31	1,193	135	0	118	70	149	0	108	108	55	0	2,582	2	0	0	0
7:45 AM	87	445	53	0	31	1,093	121	0	114	76	148	0	89	102	56	0	2,415	2	0	0	0
8:00 AM	92	432	49	0	34	1,029	109	0	110	84	152	0	73	107	57	0	2,328	2	0	0	0

# Heavy Vehicle Summary



Clay Carney  
(503) 833-2740



## SR-503 & NE 119th St

Thursday, November 06, 2008

7:00 AM to 9:00 AM

### Heavy Vehicle 5-Minute Interval Summary

7:00 AM to 9:00 AM

Interval Start Time	Northbound SR-503				Southbound SR-503				Eastbound NE 119th St				Westbound NE 119th St				Interval Total
	L	T	R	Total	L	T	R	Total	L	T	R	Total	L	T	R	Total	
7:00 AM	0	4	0	4	0	4	0	4	0	0	1	1	0	0	0	0	9
7:05 AM	2	3	0	5	0	6	0	6	2	0	0	2	1	1	0	2	15
7:10 AM	0	5	0	5	0	7	1	8	1	2	2	5	3	0	0	3	21
7:15 AM	1	3	1	5	0	5	2	7	1	0	3	4	1	0	1	2	18
7:20 AM	1	6	0	7	0	1	0	1	1	1	1	3	2	2	0	4	15
7:25 AM	0	3	2	5	0	7	0	7	2	0	3	5	0	0	0	0	17
7:30 AM	1	4	0	5	0	5	1	6	0	2	2	4	2	1	1	4	19
7:35 AM	0	5	0	5	1	6	0	7	1	0	1	2	3	1	0	4	18
7:40 AM	2	4	1	7	0	8	0	8	0	0	2	2	1	0	0	1	18
7:45 AM	0	6	1	7	0	5	2	7	4	1	0	5	0	2	0	2	21
7:50 AM	1	1	0	2	1	9	0	10	0	2	4	6	0	0	0	0	18
7:55 AM	0	2	0	2	0	6	3	9	2	0	1	3	2	1	0	3	17
8:00 AM	1	2	2	5	0	10	0	10	0	0	2	2	1	3	0	4	21
8:05 AM	0	8	0	8	0	7	0	7	3	2	2	7	0	0	0	0	22
8:10 AM	0	6	0	6	2	4	4	10	0	1	1	2	0	1	0	1	19
8:15 AM	1	5	0	6	0	5	1	6	2	1	3	6	1	2	1	4	22
8:20 AM	1	2	0	3	0	5	0	5	1	0	1	2	1	0	0	1	11
8:25 AM	0	1	0	1	0	4	1	5	0	0	1	1	1	0	0	1	8
8:30 AM	2	8	0	10	0	6	1	7	0	0	2	2	0	1	0	1	20
8:35 AM	0	5	2	7	1	8	0	9	2	2	1	5	0	0	0	0	21
8:40 AM	1	6	2	9	0	5	2	7	1	0	0	1	0	1	0	1	18
8:45 AM	1	1	1	3	1	6	0	7	1	0	2	3	2	1	2	5	18
8:50 AM	0	5	0	5	0	3	0	3	0	0	1	1	0	0	0	0	9
8:55 AM	1	7	0	8	0	2	1	3	2	1	0	3	1	0	0	1	15
Total Survey	16	102	12	130	6	134	19	159	26	15	36	77	22	17	5	44	410

### Heavy Vehicle 15-Minute Interval Summary

7:00 AM to 9:00 AM

Interval Start Time	Northbound SR-503				Southbound SR-503				Eastbound NE 119th St				Westbound NE 119th St				Interval Total
	L	T	R	Total	L	T	R	Total	L	T	R	Total	L	T	R	Total	
7:00 AM	2	12	0	14	0	17	1	18	3	2	3	8	4	1	0	5	45
7:15 AM	2	12	3	17	0	13	2	15	4	1	7	12	3	2	1	6	50
7:30 AM	3	13	1	17	1	19	1	21	1	2	5	8	6	2	1	9	55
7:45 AM	1	9	1	11	1	20	5	26	6	3	5	14	2	3	0	5	56
8:00 AM	1	16	2	19	2	21	4	27	3	3	5	11	1	4	0	5	62
8:15 AM	2	8	0	10	0	14	2	16	3	1	5	9	3	2	1	6	41
8:30 AM	3	19	4	26	1	19	3	23	3	2	3	8	0	2	0	2	59
8:45 AM	2	13	1	16	1	11	1	13	3	1	3	7	3	1	2	6	42
Total Survey	16	102	12	130	6	134	19	159	26	15	36	77	22	17	5	44	410

### Heavy Vehicle Peak Hour Summary

7:10 AM to 8:10 AM

By Approach	Northbound SR-503			Southbound SR-503			Eastbound NE 119th St			Westbound NE 119th St			Total
	In	Out	Total	In	Out	Total	In	Out	Total	In	Out	Total	
Volume	63	114	177	87	66	153	48	26	74	27	19	46	225
PHF	0.83			0.75			0.86			0.75			0.94

By Movement	Northbound SR-503				Southbound SR-503				Eastbound NE 119th St				Westbound NE 119th St				Total
	L	T	R	Total	L	T	R	Total	L	T	R	Total	L	T	R	Total	
Volume	7	49	7	63	2	76	9	87	15	10	23	48	15	10	2	27	225
PHF	0.58	0.82	0.58	0.83	0.50	0.76	0.45	0.75	0.63	0.83	0.82	0.86	0.63	0.63	0.50	0.75	0.94

### Heavy Vehicle Rolling Hour Summary

7:00 AM to 9:00 AM

Interval Start Time	Northbound SR-503				Southbound SR-503				Eastbound NE 119th St				Westbound NE 119th St				Interval Total
	L	T	R	Total	L	T	R	Total	L	T	R	Total	L	T	R	Total	
7:00 AM	8	46	5	59	2	69	9	80	14	8	20	42	15	8	2	25	206
7:15 AM	7	50	7	64	4	73	12	89	14	9	22	45	12	11	2	25	223
7:30 AM	7	46	4	57	4	74	12	90	13	9	20	42	12	11	2	25	214
7:45 AM	7	52	7	66	4	74	14	92	15	9	18	42	6	11	1	18	218
8:00 AM	8	56	7	71	4	65	10	79	12	7	16	35	7	9	3	19	204

# Peak Hour Summary

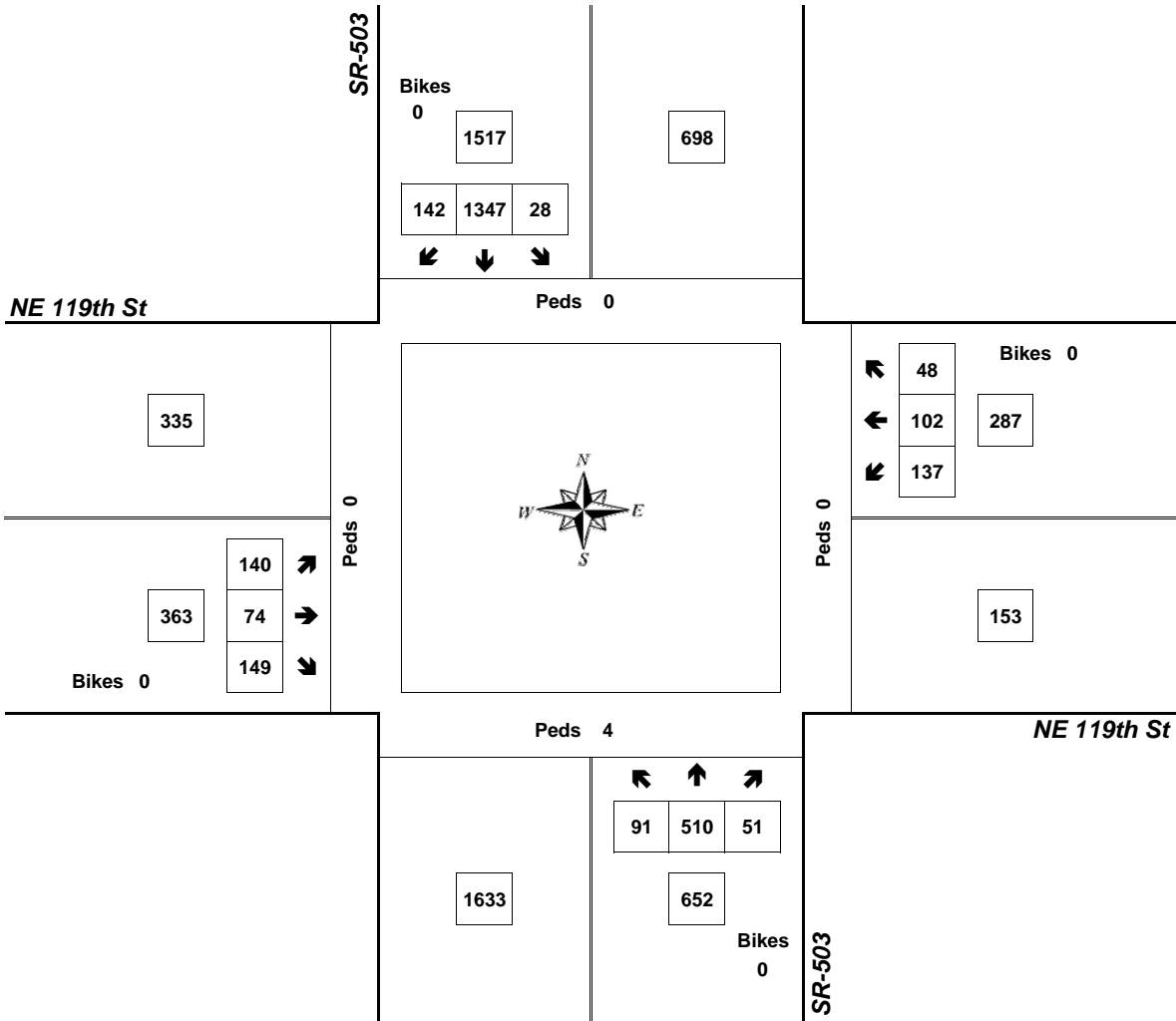


Clay Carney  
(503) 833-2740

## SR-503 & NE 119th St

7:10 AM to 8:10 AM

Thursday, November 06, 2008



Approach	PHF	HV%	Volume
EB	0.85	13.2%	363
WB	0.83	9.4%	287
NB	0.86	9.7%	652
SB	0.91	5.7%	1,517
<b>Intersection</b>	<b>0.93</b>	<b>8.0%</b>	<b>2,819</b>

Count Period: 7:00 AM to 9:00 AM