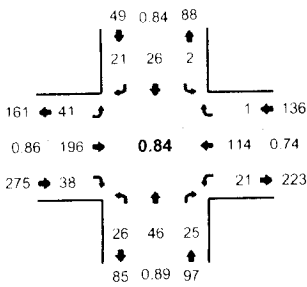
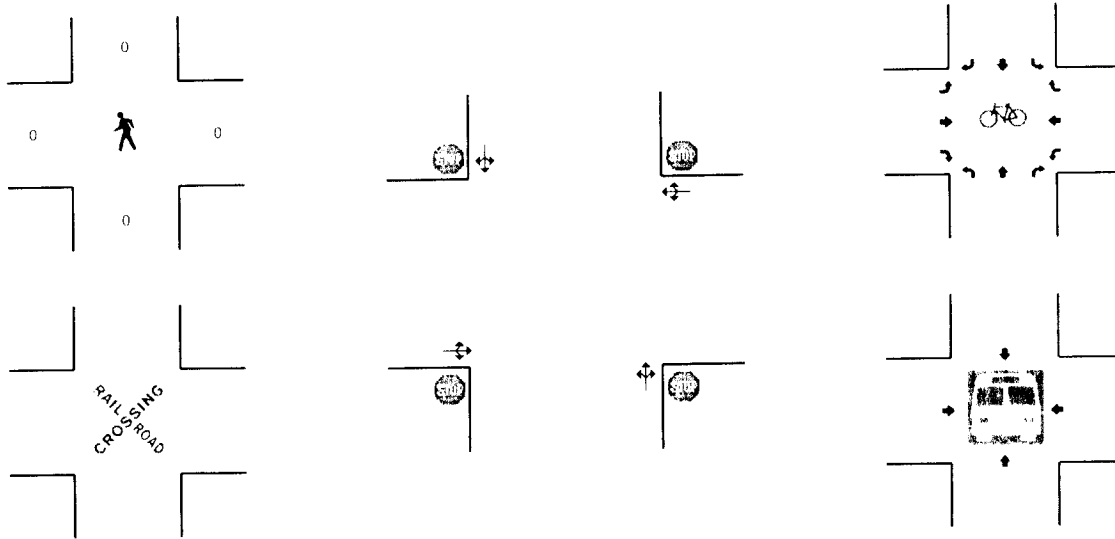

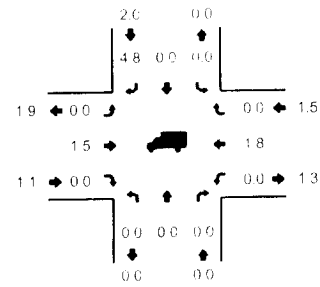


LOCATION NE 29th Ave -- NE 179th St  
 CITY/STATE Ridgefield, WA

GC JOB # 10395408  
 DATE 11/6/2008



Peak-Hour: 4:45 PM -- 5:45 PM  
 Peak 15-Min: 5:25 PM -- 5:40 PM



5-Min Count Period	NE 29th Ave (Northbound)			NE 29th Ave (Southbound)			NE 179th St (Eastbound)			NE 179th St (Westbound)			Total	Hourly Totals
	Left	Thru	Right	Left	Thru	Right	Left	Thru	Right	Left	Thru	Right		
Beginning At														
4:00 PM	1	3	0	0	3	5	5	14	1	4	6	0	42	
4:05 PM	2	3	0	0	1	1	2	21	1	3	10	1	45	
4:10 PM	2	4	1	1	3	2	4	19	5	3	8	0	52	
4:15 PM	2	6	0	0	2	0	5	17	6	0	8	0	46	
4:20 PM	1	1	1	1	3	1	4	17	2	3	9	0	43	
4:25 PM	3	4	2	1	3	2	4	15	3	1	7	1	46	
4:30 PM	1	1	2	2	2	1	4	14	7	2	10	1	47	
4:35 PM	3	8	1	0	1	3	8	8	5	0	14	0	51	
4:40 PM	4	3	2	0	1	6	5	13	1	1	7	0	43	
4:45 PM	2	2	1	0	2	0	3	17	3	3	8	0	41	
4:50 PM	2	6	2	1	1	1	1	12	2	0	8	0	36	
4:55 PM	4	3	1	1	2	1	2	17	3	1	5	0	40	532
5:00 PM	3	4	3	0	0	1	5	10	1	6	7	0	40	530
5:05 PM	0	4	3	0	3	1	2	20	3	2	9	0	47	532
5:10 PM	2	2	3	0	2	0	3	23	2	0	6	0	43	523
5:15 PM	3	3	4	0	3	1	3	20	4	1	8	0	50	527
5:20 PM	1	3	3	0	2	2	5	13	4	1	10	0	44	528
5:25 PM	5	4	1	0	5	4	5	23	3	1	20	0	71	553
5:30 PM	0	5	0	0	2	6	5	12	4	3	8	1	46	552
5:35 PM	1	4	2	0	3	2	3	15	3	1	15	0	49	550
5:40 PM	3	6	2	0	1	2	4	14	6	2	10	0	50	557
5:45 PM	0	3	1	0	6	0	1	8	3	1	14	0	37	553
5:50 PM	1	2	2	0	1	2	3	11	4	0	13	0	39	556
5:55 PM	1	1	1	1	2	1	5	14	3	0	7	0	36	552
Peak 15-Min Flowrates	Northbound			Southbound			Eastbound			Westbound			Total	
All Vehicles	24	52	12	0	40	48	52	200	40	20	172	4	664	
Heavy Trucks	0	0	0	0	0	4	0	8	0	0	4	0	16	
Pedestrians		0			0			0			0		0	
Bicycles														
Railroad														
Stopped Buses														